



US00D343603S

United States Patent [19]

[11] Patent Number: **Des. 343,603**

Kamata

[45] Date of Patent: **** Jan. 25, 1994**

[54] **COMBINED TRUNK FOR A MOTORCYCLE AND BASE PLATE THEREFOR**

[75] Inventor: **Eitaro Kamata, Tokyo, Japan**

[73] Assignee: **Shoei Kako Kabushiki Kaisha, Tokyo, Japan**

[**] Term: **14 Years**

[21] Appl. No.: **853,175**

[22] Filed: **Mar. 17, 1992**

[30] **Foreign Application Priority Data**

Nov. 26, 1991 [JP] **Japan** 3-35591

[52] U.S. Cl. **D12/158**

[58] Field of Search 224/30 A, 30 R, 32 A, 224/32 R, 35, 39; **D12/158**

[56] **References Cited**

U.S. PATENT DOCUMENTS

D. 247,776	4/1978	Kramer	D12/158
D. 261,386	10/1981	Beabien et al.	D12/158
D. 264,458	5/1982	Vetter et al.	D12/158
D. 273,578	4/1984	Hsu	D12/158
D. 274,899	7/1984	Perethian et al.	D12/158
D. 308,191	5/1990	Yamada et al.	D12/158
4,588,114	5/1986	Lebaron et al.	224/39

Primary Examiner—Wallace R. Burke
Assistant Examiner—Melody Brown
Attorney, Agent, or Firm—Armstrong, Westerman, Hattori, McLeland & Naughton

[57] **CLAIM**

The ornamental design for a combined trunk for a motorcycle and a base plate therefor, as shown and described.

DESCRIPTION

FIG. 1 is a front perspective view of a combined trunk for a motorcycle and base plate thereof showing my new design;

FIG. 2 is a front view;

FIG. 3 is a rear view;

FIG. 4 is a top view;

FIG. 5 is a bottom view;

FIG. 6 is a left side view;

FIG. 7 is a right side view;

FIG. 8 is a front perspective view with the lid in open condition;

FIG. 9 is a bottom perspective view with the base plate detached; and,

FIG. 10 is a front perspective view with the motorcycle shown in broken lines for illustrative purposes only and forming no part of the instant invention.




FIG. 1




FIG. 2

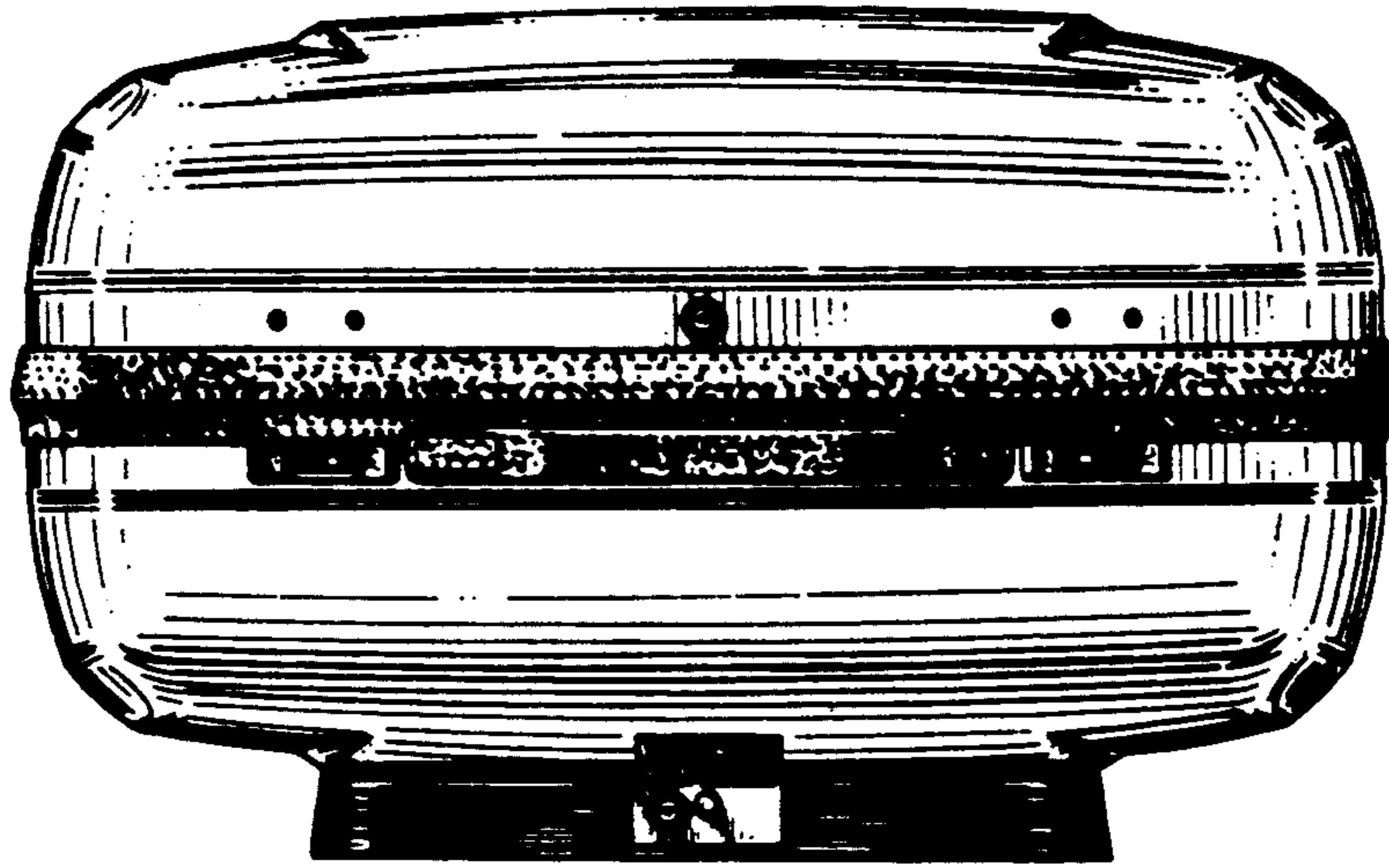


FIG. 3

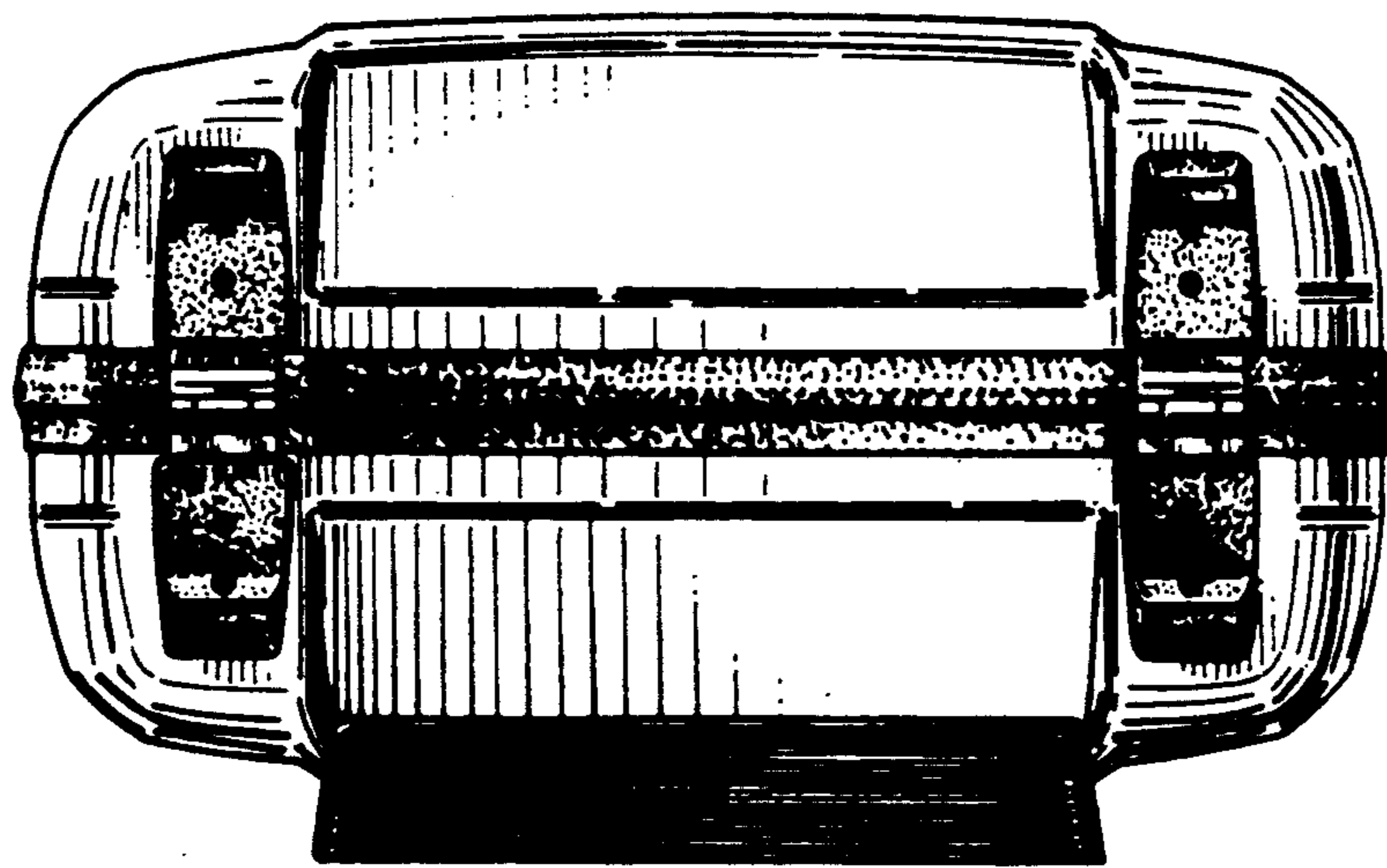


FIG. 4




FIG. 5

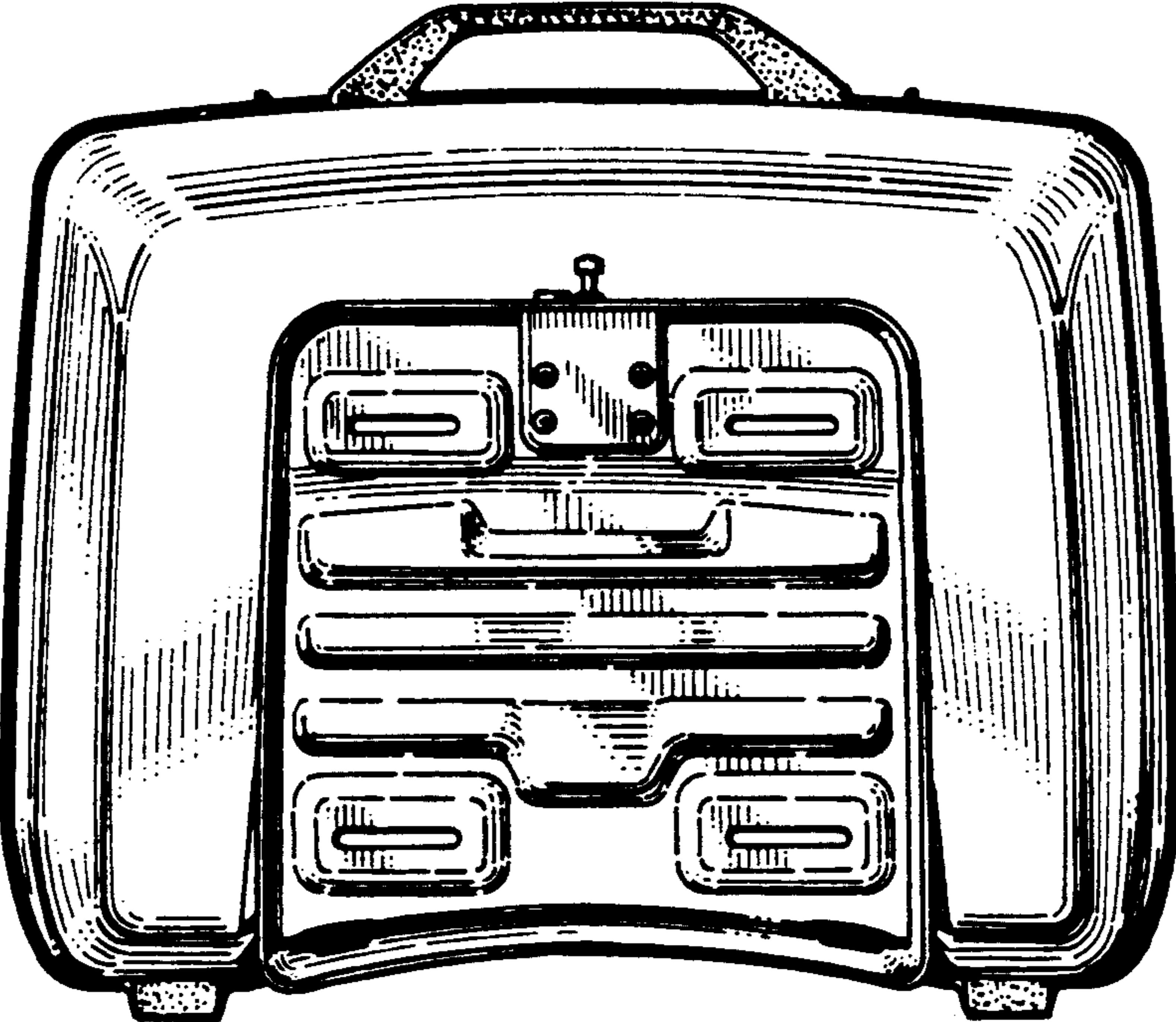


FIG. 6




FIG. 7

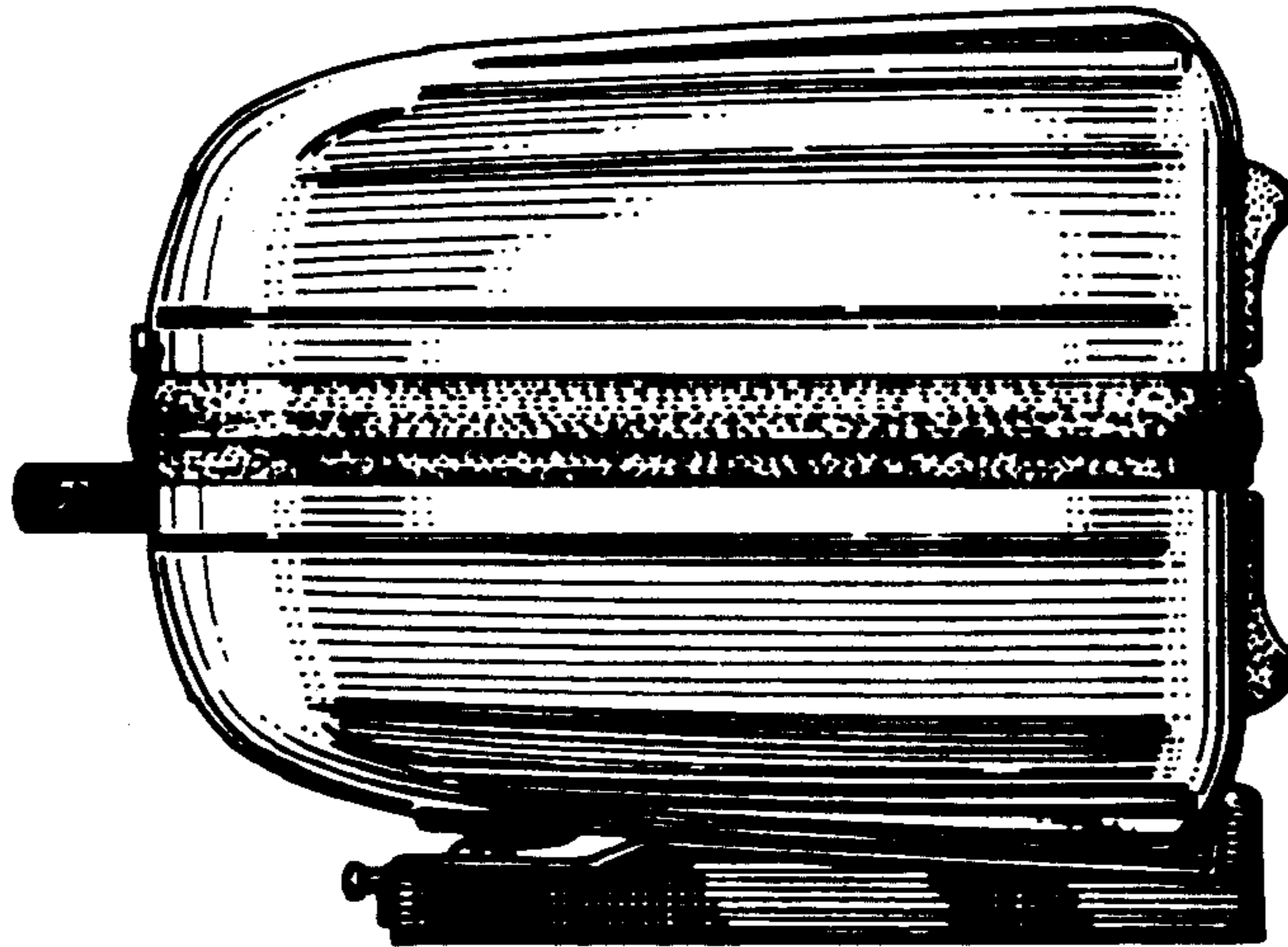


FIG. 8



FIG. 9



FIG. 10

