



US00D343595S

# United States Patent [19]

[11] Patent Number: **Des. 343,595**

Perrin et al.

[45] Date of Patent: **\*\* Jan. 25, 1994**

[54] **HANDBAG CLASP**

[75] Inventors: **Alain-Dominique Perrin**, Rueil Malmaison; **Jacques Diltoer**, Villeneuve la Garenne, both of France

[73] Assignee: **Cartier International B.V.**, Amsterdam, Netherlands

[\*\*] Term: **14 Years**

[21] Appl. No.: **646,935**

[22] Filed: **Jan. 28, 1991**

[30] **Foreign Application Priority Data**

Jul. 27, 1990 [FR] France ..... 90 4899

[52] U.S. Cl. .... **D11/206**

[58] Field of Search ..... **D2/627, 3; 24/163; D3/54, 49, 50; D11/200, 201-202, 205, 206, 208, 222, 224, 231-234, 236, 49, 31, 1-2, 76-77**

[56] **References Cited**

**U.S. PATENT DOCUMENTS**

D. 87,444	7/1932	Rosenthal .....	D11/208
D. 109,332	4/1938	Mix .....	D11/231
D. 228,099	8/1973	Marshall .....	D3/50
D. 236,977	9/1975	Hocq .....	D11/77
D. 277,655	2/1985	Texidor .....	D11/31
D. 283,752	5/1986	Kirk .....	D11/200
D. 310,796	9/1990	Boivin .....	D11/202
549,674	11/1895	Lederer .....	D11/31

*Primary Examiner*—A. Hugo Word  
*Assistant Examiner*—R. Seifery  
*Attorney, Agent, or Firm*—Cushman Darby & Cushman

[57] **CLAIM**

The ornamental design for a handbag clasp, as shown.

**DESCRIPTION**

FIG. 1 is a front elevational view of a handbag clasp showing my new design;  
FIG. 2 is a top plan view thereof;  
FIG. 3 is a bottom plan view thereof;  
FIG. 4 is a rear elevational view thereof;  
FIG. 5 is a left side elevational view thereof; and,  
FIG. 6 is a right side elevational view thereof.

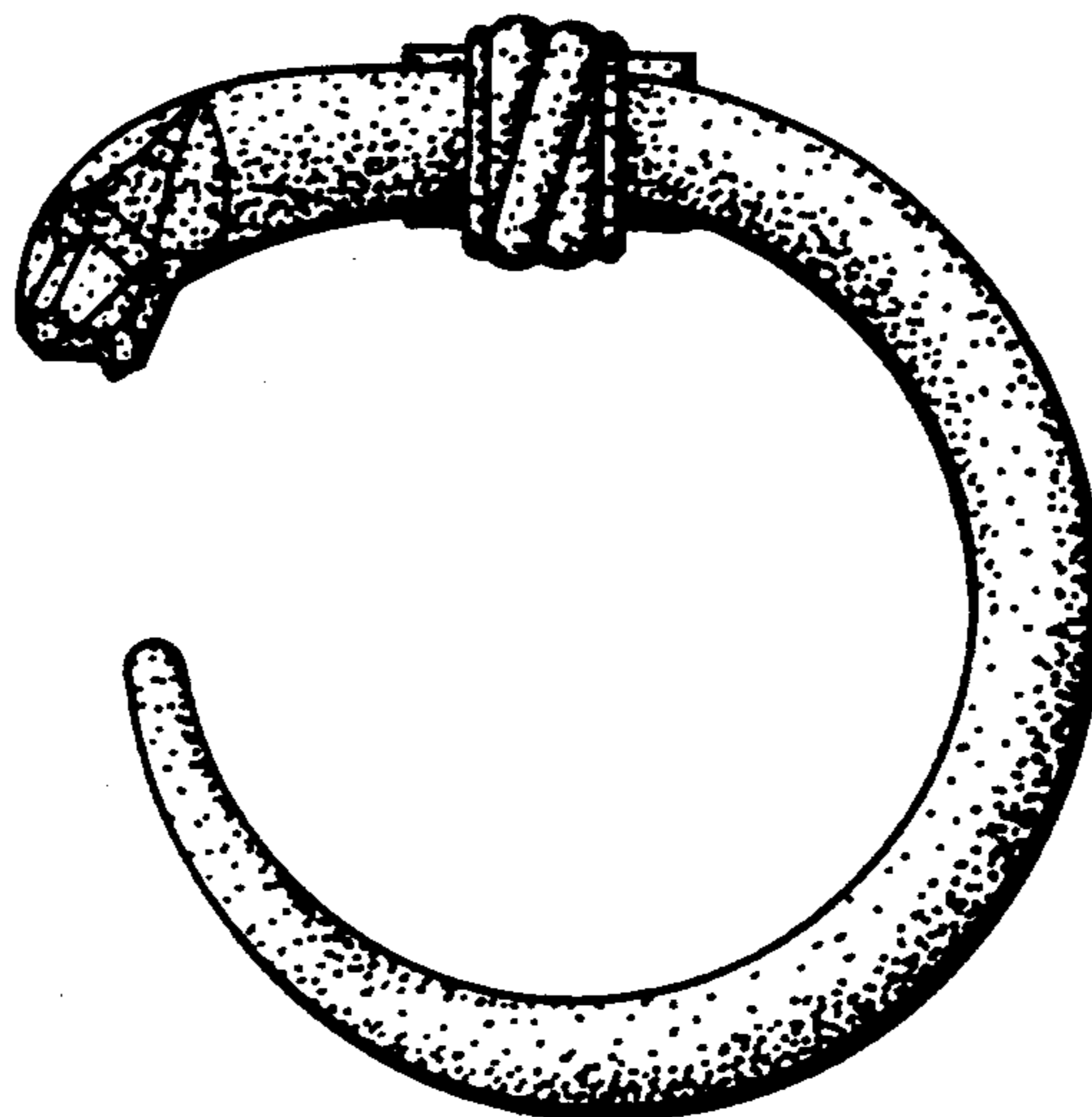


FIG. 4

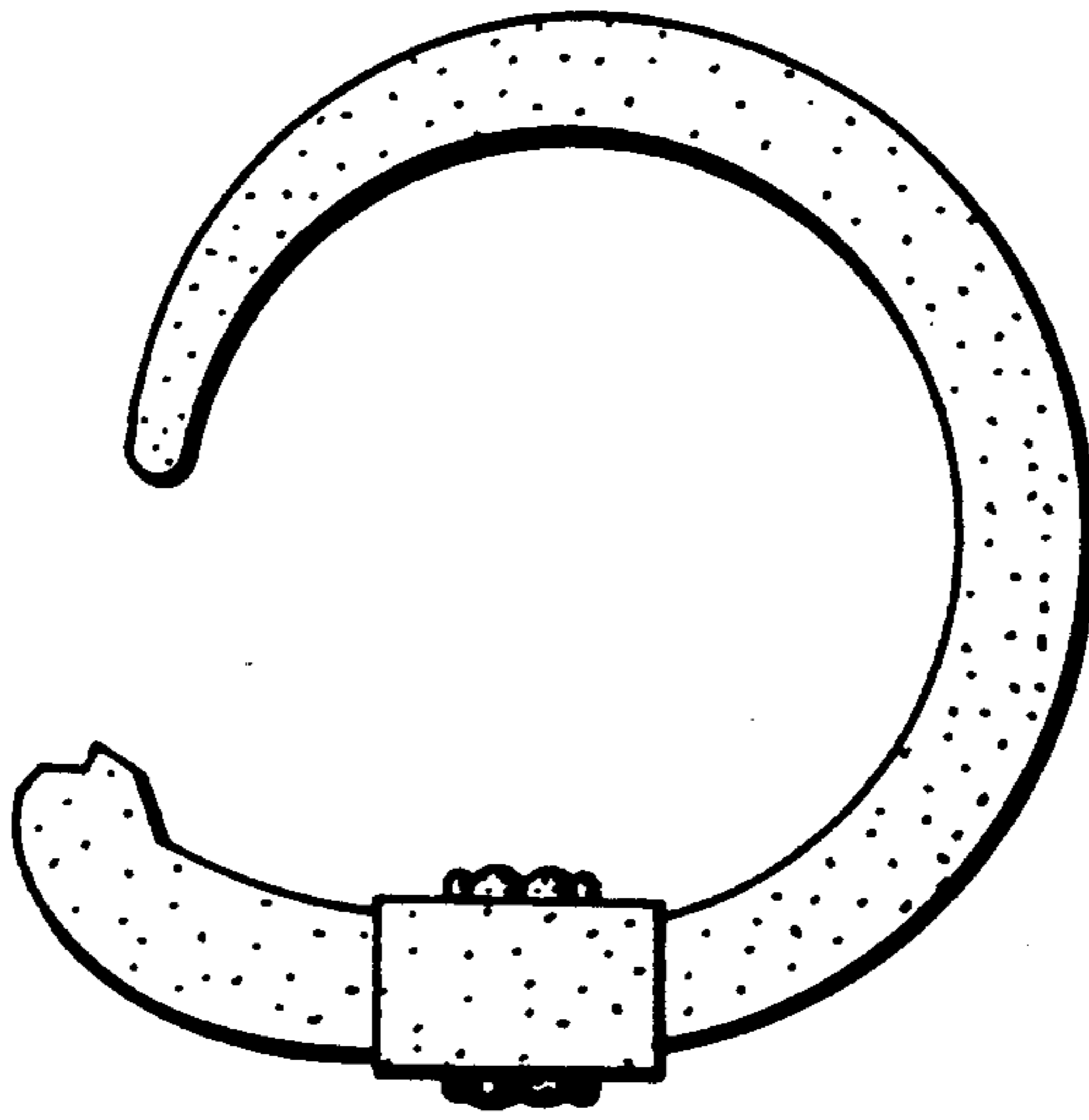


FIG. 3



FIG. 6

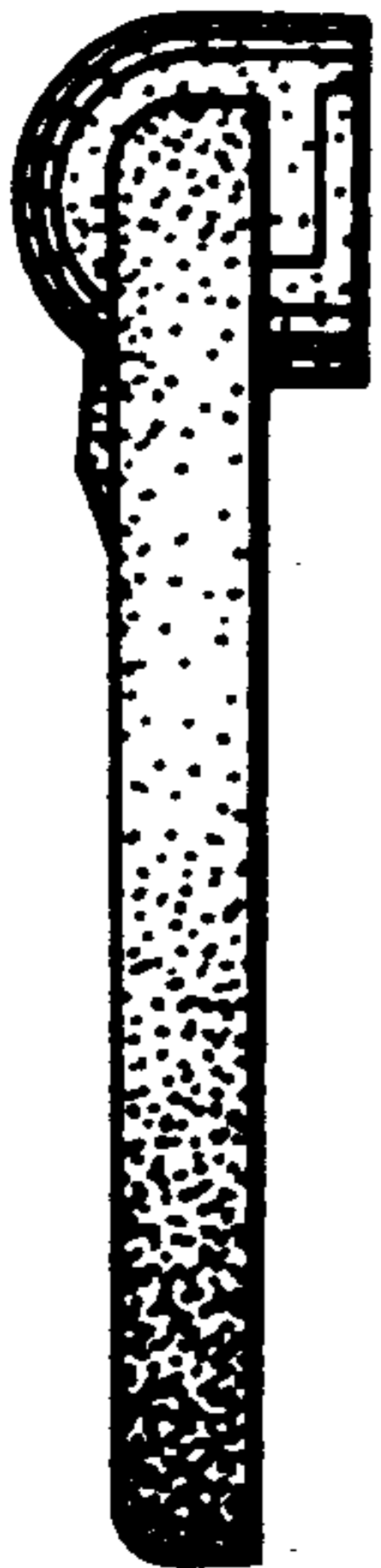


FIG. 1




FIG. 5




FIG. 2

