



US00D343584S

United States Patent [19]

[11] Patent Number: **Des. 343,584**

Olmes et al.

[45] Date of Patent: **** Jan. 25, 1994**

[54] WATCH

[75] Inventors: **James B. Olmes, Agoura; Victor L. Yerby, Malibu, both of Calif.**

[73] Assignee: **Sunburst Products, Inc. dba Free Style U.S.A., Camarillo, Calif.**

[**] Term: **14 Years**

[21] Appl. No.: **578,844**

[22] Filed: **Sep. 5, 1990**

[52] U.S. Cl. **D10/32; D10/38**

[58] Field of Search **368/107-121, 368/280-282, 276-277, 285, 10; D10/1-40, 122-132**

[56] **References Cited**

U.S. PATENT DOCUMENTS

D. 278,688	5/1985	Giugiaro	D10/39
D. 314,518	2/1991	Kawashima	D10/30
D. 315,512	3/1991	Houlihan	D10/30
D. 321,145	10/1991	Takahashi	D10/30
D. 323,993	2/1992	Lee	D10/32
4,783,772	11/1988	Umamoto	368/11

OTHER PUBLICATIONS

Swatch catalog collection, "Swatch Very Much", showing Swatch watches from 1983 to 1989, p. 153.

Free Style USA 1990 catalog, p. 7.

Free Style USA 1990 catalog, p. 9.

Free Style USA 1990 catalog, p. 13.

Free Style USA 1990 catalog, p. 15.

Free Style USA 1990 catalog, p. 17.

Primary Examiner—Nelson C. Holtje

Attorney, Agent, or Firm—Jeffrey G. Sheldon

[57] **CLAIM**

The ornamental design for a watch, as shown and described.

DESCRIPTION

FIG. 1 is a perspective view of a watch according to the present invention;

FIG. 2 is a top plan view of the watch;

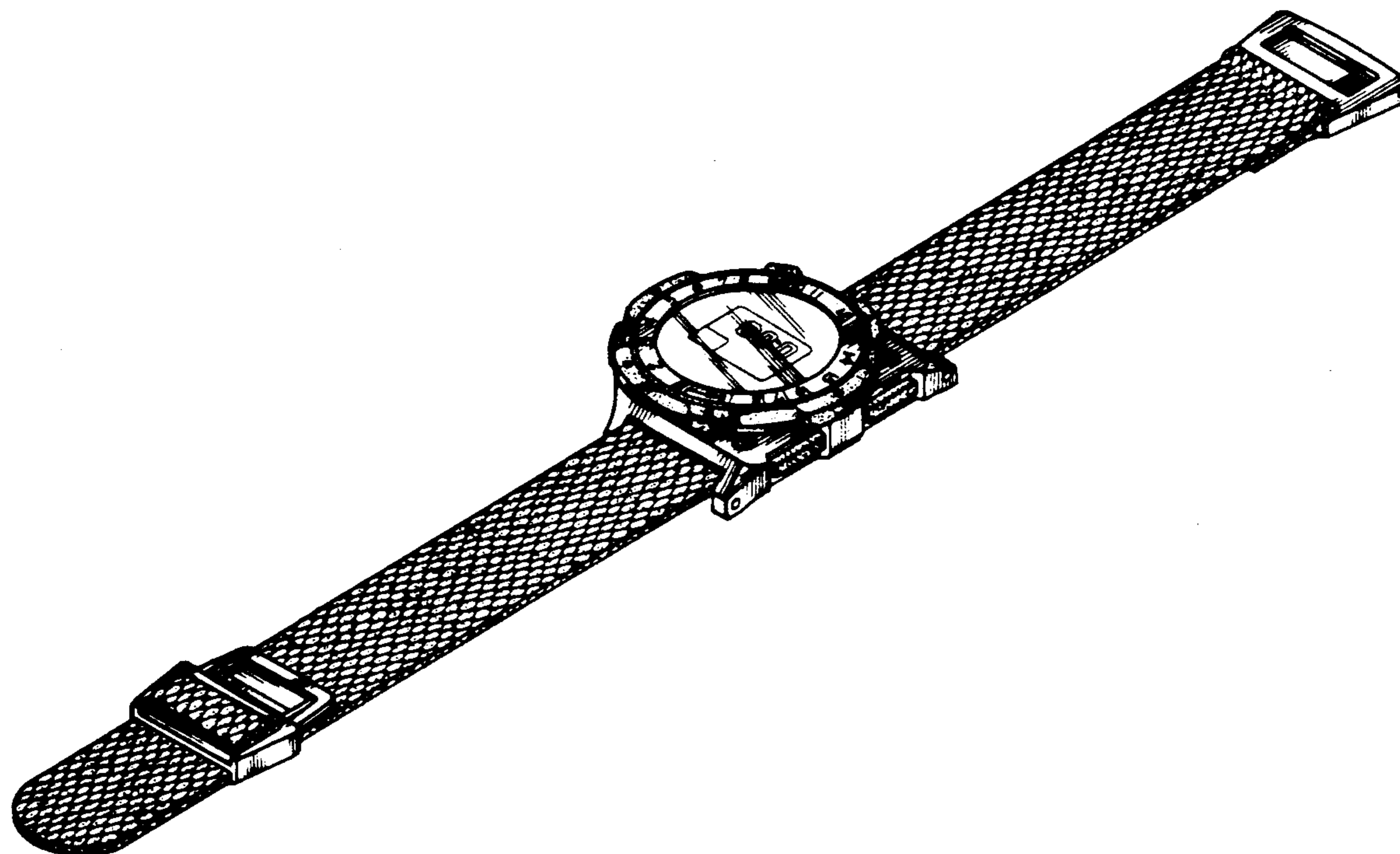
FIG. 3 is a bottom plan view of the watch;

FIG. 4 is a left-side elevational view of the watch;

FIG. 5 is a right-side elevational view of the watch;

FIG. 6 is a back end view of the watch; and,

FIG. 7 is a front end view of the watch.



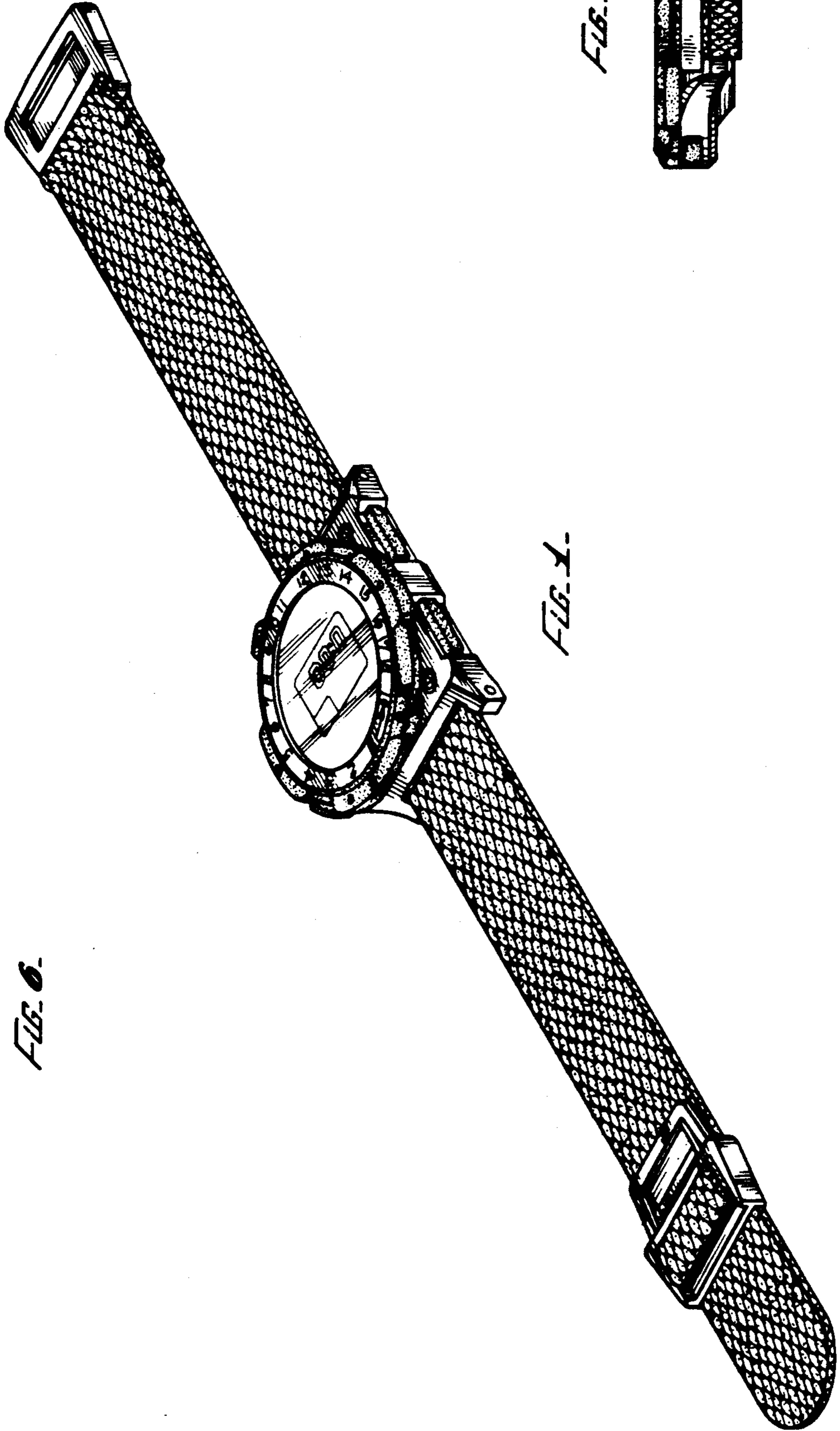


FIG. 1-




FIG. 2-



FIG. 3-




FIG. 2-

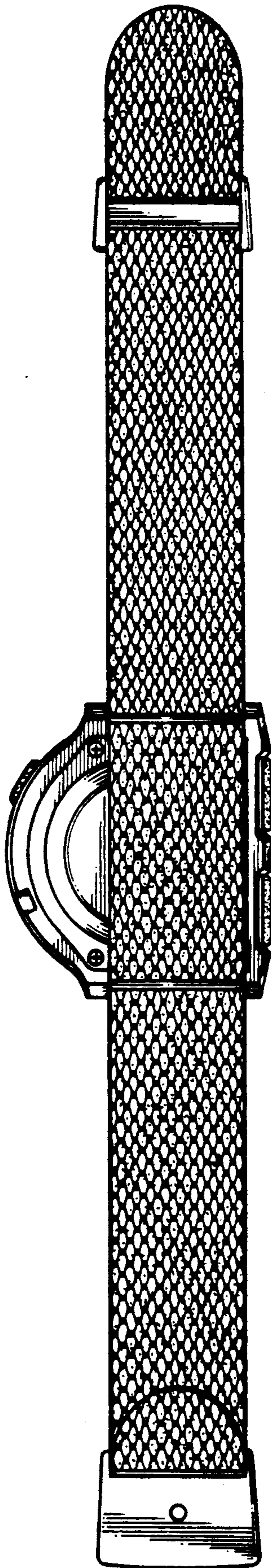


FIG. 3-



FIG. 4-



FIG. 5-