



US00D343579S

# United States Patent [19]

[11] Patent Number: **Des. 343,579**

**Halasz et al.**

[45] Date of Patent: **\*\* Jan. 25, 1994**

[54] CAN

[76] Inventors: **Andrew Halasz**, 3007 Springbrook Rd., Crystal Lake, Ill. 60012; **Thomas E. Moloney**, 25W435 Carroll Gate Rd., Wheaton, Ill. 60187; **Nelson N. Chernikoff**, 22459 Mission Dr., Richton Park, Ill. 60471; **Richard D. Zenger**, 2746 College Ave., Downers Grove, Ill. 60515; **Edward K. Cassidy**, 524 Willow Ct., Palatine, Ill. 60067; **John M. Mann**, 5912 Sherman, Downers Grove, Ill. 60515

[\*\*] Term: **14 Years**

[21] Appl. No.: **924,827**

[22] Filed: **Aug. 4, 1992**

### Related U.S. Application Data

[60] Division of Ser. No. 432,396, Nov. 9, 1989, Pat. No. D 330,676, which is a continuation-in-part of Ser. No. 351,769, May 12, 1989, Pat. No. D. 332,750, which is a continuation-in-part of Ser. No. 945,314, Dec. 22, 1986, Pat. No. D. 306,972, Division of Ser. No. 594,610, Mar. 28, 1984, Pat. No. D. 290,688, which is a continuation-in-part of Ser. No. 523,514, Aug. 15, 1983, Pat. No. D. 283,011.

[52] U.S. Cl. .... **D9/556**

[58] Field of Search ..... **D9/518, 506, 556, 559, D9/569, 438, 500, 551, 520; D7/531; 220/906, 907, 669-675**

### [56] References Cited


#### U.S. PATENT DOCUMENTS

- 1,294 5/1862 Griffith .
- 6,391 4/1875 Scaife .
- D. 22,304 3/1893 Heinz .
- 28,014 4/1860 Scaife .
- D. 40,138 7/1909 Schramm .
- 42,949 5/1964 Johnson et al. .
- D. 48,371 1/1916 Goldberg .
- D. 68,874 11/1925 Rosenstein .
- D. 75,763 7/1928 Annis .
- D. 94,573 2/1935 Steelman ..... **D9/410**
- D. 99,407 4/1936 McManus .
- D. 112,381 11/1938 Sauer ..... **D9/398**
- D. 209,714 12/1967 Evans ..... **D9/398**

- D. 231,972 7/1974 Mitchell .
- D. 238,552 1/1976 Edwards ..... **D9/100**
- D. 241,017 8/1976 Baker ..... **D9/500**
- D. 257,427 10/1980 Cooke et al. .
- D. 271,281 11/1983 Abbott et al. .... **D9/500**
- D. 284,167 6/1986 Goettner ..... **D9/398**
- D. 289,736 5/1987 Bowers ..... **D9/368**
- 289,736 5/1987 Bowers ..... **D9/368**
- D. 291,283 8/1987 Taylor ..... **D9/398**
- D. 307,710 5/1990 Mittleman ..... **D9/556 X**
- 606,856 7/1898 Campen .
- 744,231 11/1903 Puddefoot .
- 756,406 4/1904 Puddefoot .
- 792,029 6/1905 Harker .
- 820,228 5/1906 Mauser .
- 1,011,445 12/1911 Killion .
- 1,083,311 1/1914 Weber .
- 1,262,289 4/1918 Weber .
- 1,262,766 4/1918 Foster .
- 1,628,259 5/1927 Mauser .
- 1,711,644 5/1929 Mauser .
- 2,005,641 6/1935 Stanitz et al. .... **220/671**
- 2,059,292 11/1936 Taylor .
- 2,063,013 12/1936 Cooper ..... **220/906 X**
- 3,167,210 1/1965 Carney, Jr. .
- 3,194,468 7/1965 Baron .
- 3,306,488 2/1967 Lemelson .
- 3,317,110 5/1967 Palmer ..... **229/5.5**
- 3,349,956 10/1967 Stephen ..... **D9/520 X**
- 3,401,826 9/1968 Anthony .
- 3,402,871 9/1968 Palmer .
- 3,558,001 1/1971 Fritz et al. .... **220/67**
- 3,563,408 2/1971 Arnoldus et al. .
- 4,169,537 10/1979 Sabreen et al. .... **220/70**
- 4,185,749 1/1980 Vartia .
- 4,487,048 12/1984 Frei ..... **72/94**
- 4,512,490 4/1985 Frei et al. .... **220/72**
- 4,685,582 8/1987 Pulciani et al. .... **220/606**
- 4,723,681 2/1988 Glerum ..... **220/72**

#### FOREIGN PATENT DOCUMENTS

- 11253 6/1900 Canada .
- 869172 7/1949 Fed. Rep. of Germany .
- 2308420 10/1974 Fed. Rep. of Germany .
- 924042 7/1947 France .
- 954957 1/1950 France .
- 1269922 7/1961 France .
- 1472123 1/1967 France .
- 2369170 5/1978 France .
- 9380 of 0000 Italy .



654091 5/1963 Italy .  
694406 9/1965 Italy .  
51-49260 4/1976 Japan .  
54-30654 2/1979 Japan .  
207333 10/1939 Switzerland .  
21002219A 12/1982 United Kingdom .

**OTHER PUBLICATIONS**

Packaging, Sep. 1985, p. 25, "Tab", soda can.

*Primary Examiner*—Bernard Ansher

*Assistant Examiner*—Lucy Lieberman

*Attorney, Agent, or Firm*—Wallenstein, Wagner & Hattis

[57]

**CLAIM**

The ornamental design for a can, as shown and described.

**DESCRIPTION**

FIG. 1 is a perspective view of a can showing our new design;

FIG. 2 is a front elevational view thereof, the rear elevational view is the same;

FIG. 3 is a side elevational view thereof, the opposite side is the same;

FIG. 4 is a cross sectional view taken on the line 4—4 of FIG. 2;

FIG. 5 is a bottom view thereof; and,

FIG. 6 is a vertical cross-section of the can, shown in FIG. 1.

The characteristic feature of our design resides in the specific configuration of the fluting pattern in combination with the can.

FIG. 1.

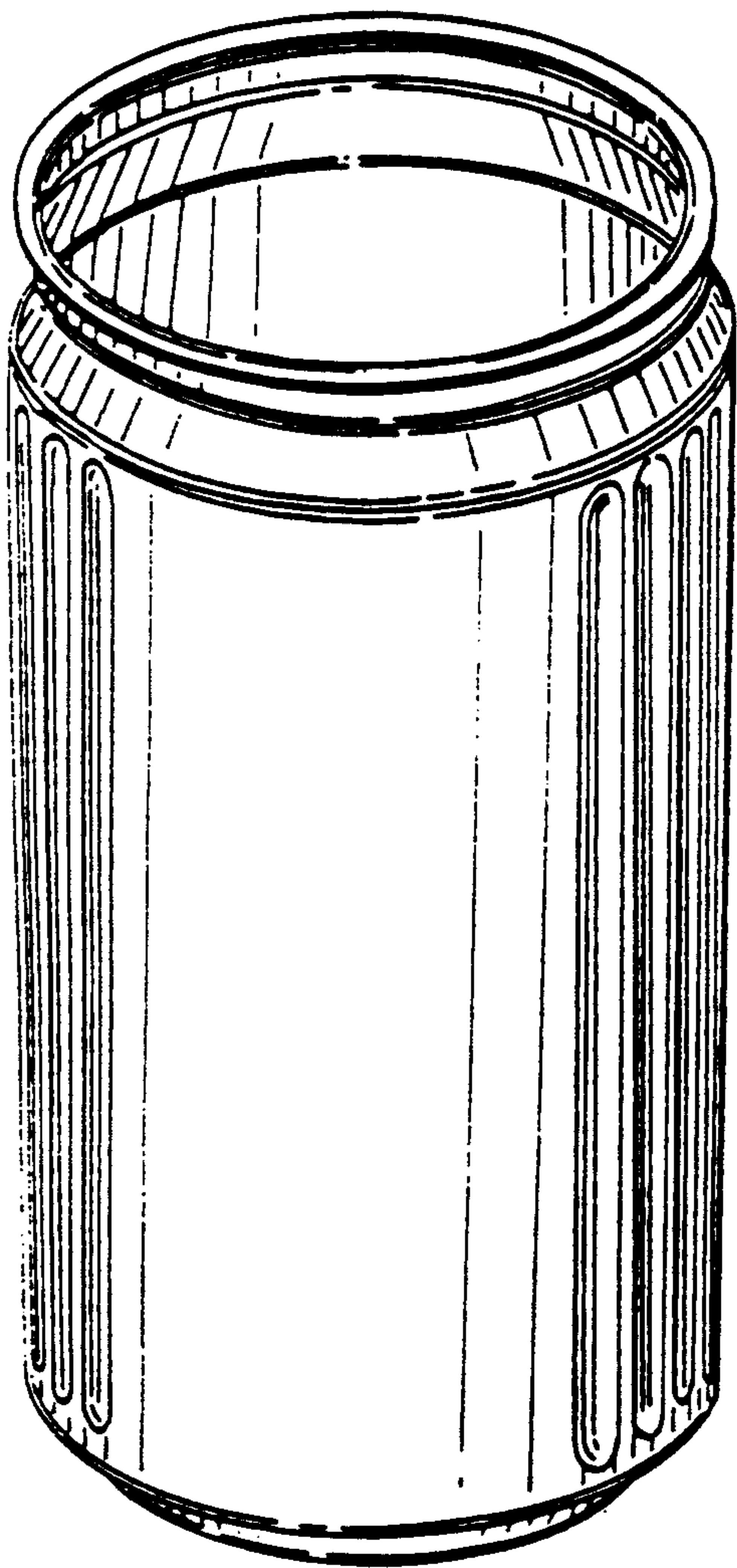


FIG. 2.

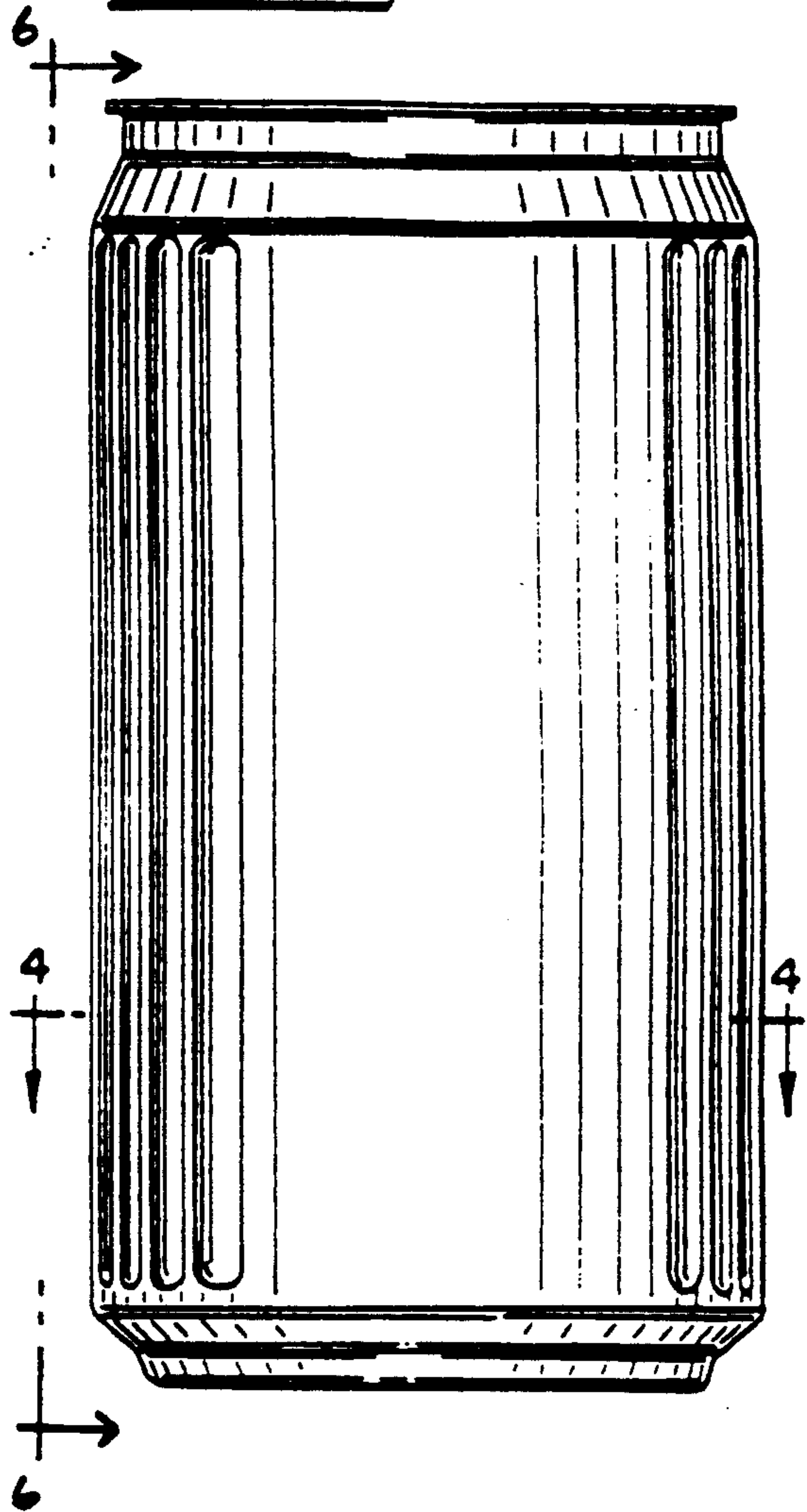




FIG. 3.




FIG. 4.




FIG. 5.

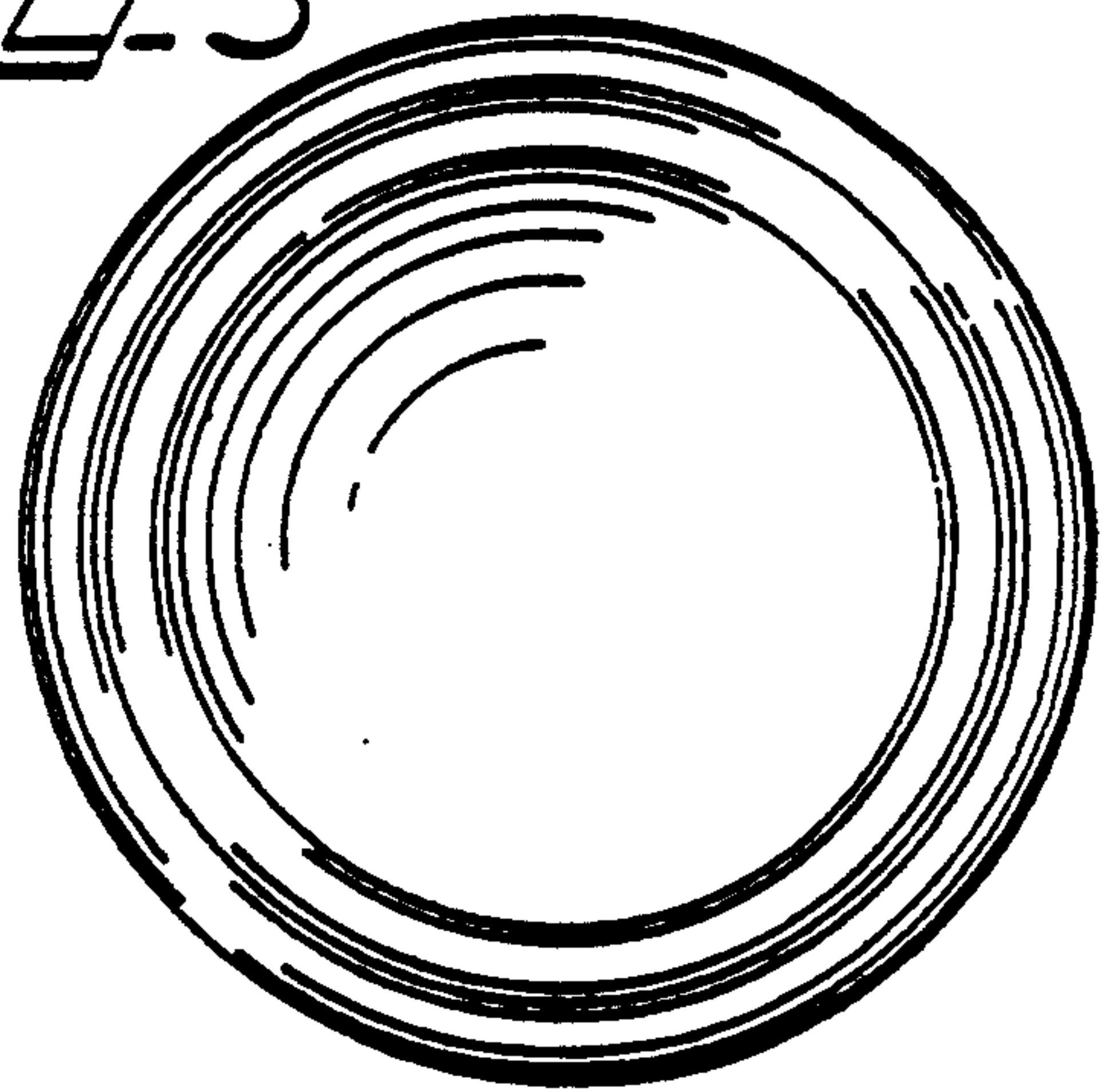


FIG. 6.

