



US00D343575S

# United States Patent [19]

[11] Patent Number: **Des. 343,575**

**Edelson**

[45] Date of Patent: **\*\* Jan. 25, 1994**

[54] **PACKAGE FOR DART BOARD**

[75] Inventor: **Kenneth J. Edelson, Bergenfield, N.J.**

[73] Assignee: **General Sportcraft Company, Ltd., Bergenfield, N.J.**

[\*\*] Term: **14 Years**

[21] Appl. No.: **805,820**

[22] Filed: **Dec. 11, 1991**

[52] U.S. Cl. .... **D9/415**

[58] Field of Search ..... **D9/415, 418, 337, 432, D9/414; D6/552, 314; 206/315.1, 461, 462, 463, 469, 471, 484, 492, 315.11, 45.33; 273/6**

[56] **References Cited**

**U.S. PATENT DOCUMENTS**

- D. 260,488 9/1981 Kinneary ..... D9/418
- D. 267,777 2/1983 Niimi et al. .... D9/425 X

- D. 315,871 4/1991 Whitebread ..... D9/415
- D. 330,325 10/1992 Kocon ..... D9/415 X
- 3,151,741 10/1964 Haecker ..... 206/315.1 X
- 3,960,271 6/1976 Nelson ..... 206/315.1
- 5,067,610 11/1991 Jensen ..... 206/315.1

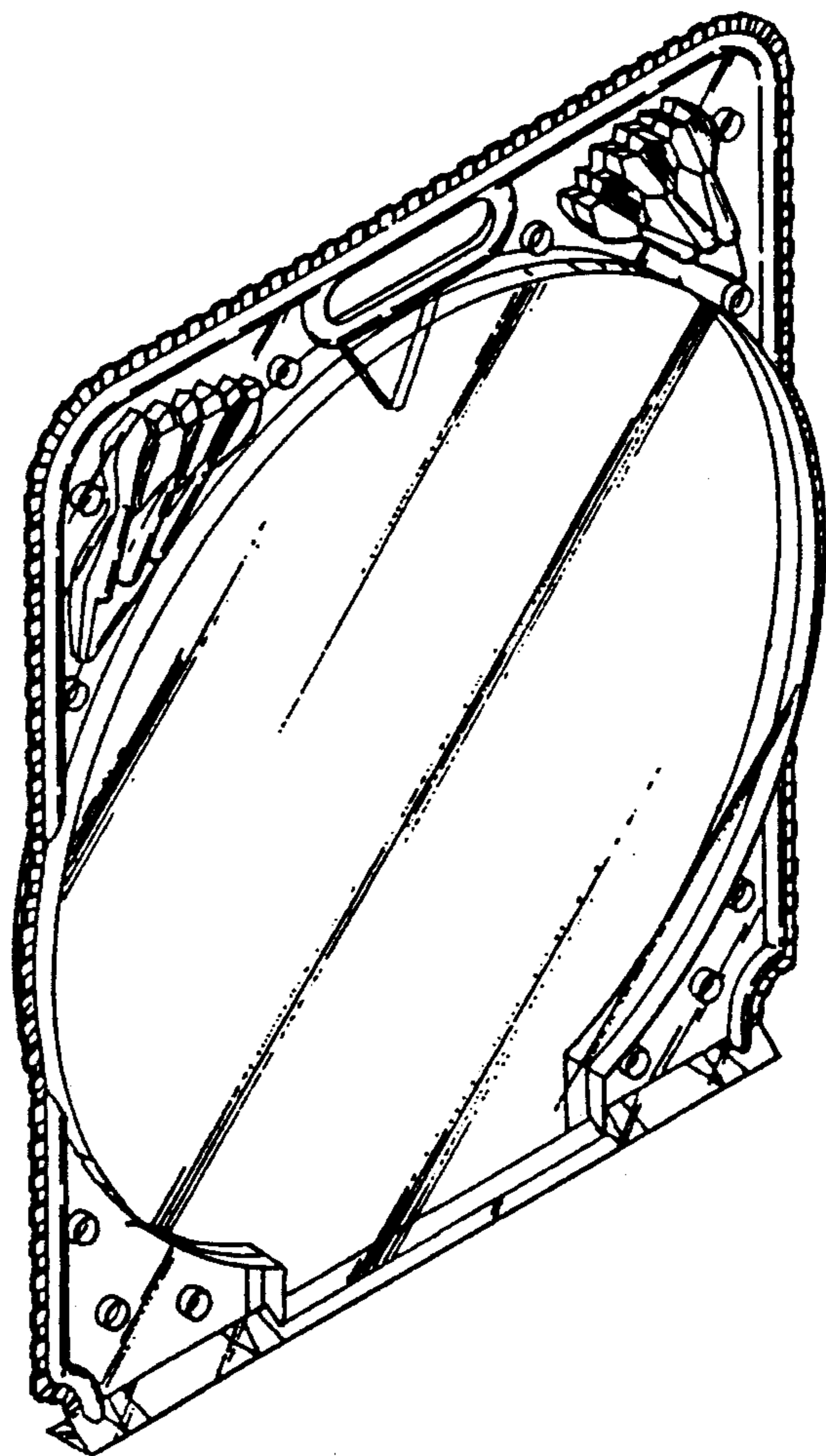
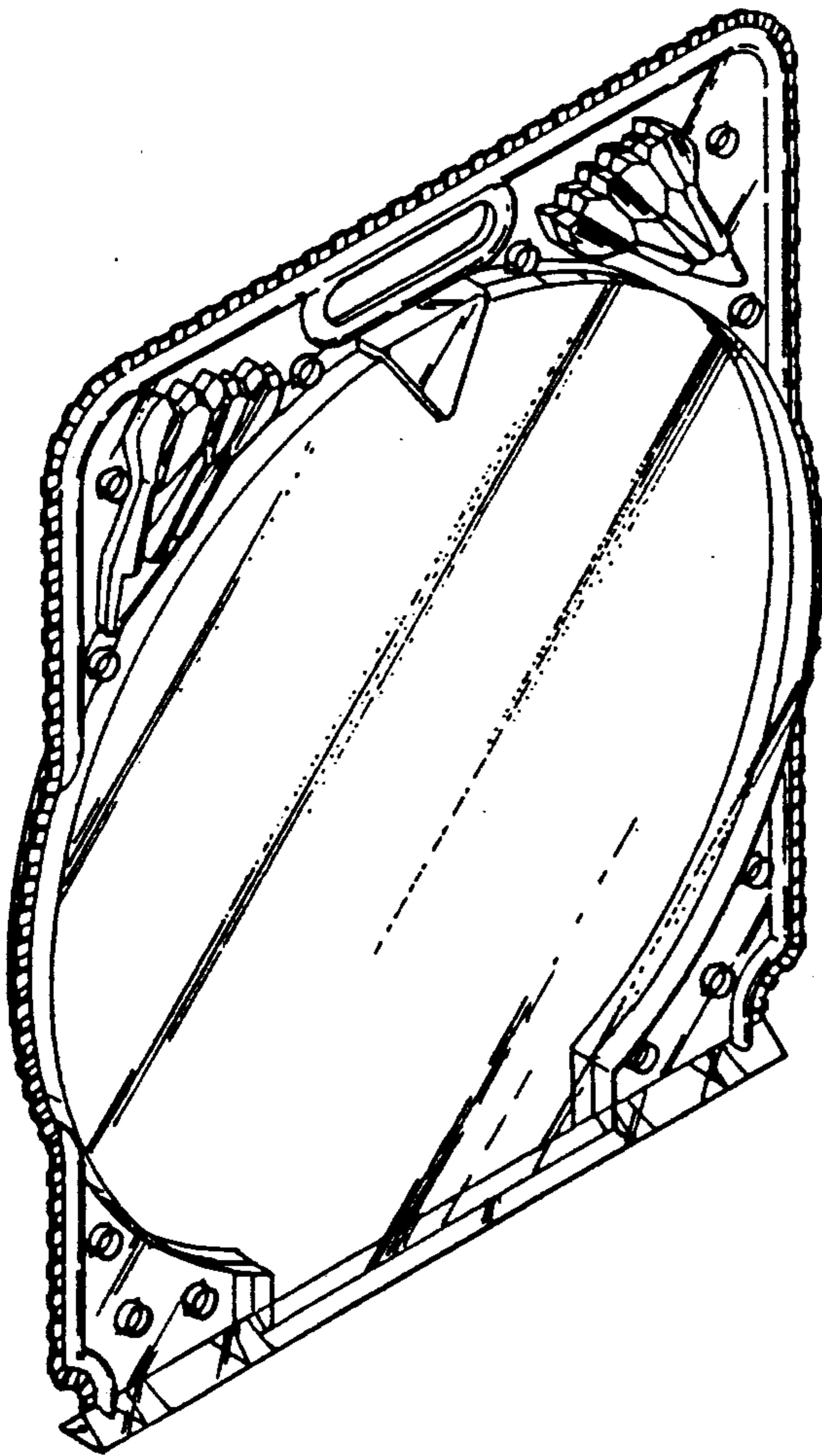
*Primary Examiner*—Prabhakar G. Deshmukh  
*Attorney, Agent, or Firm*—Howard C. Miskin

[57] **CLAIM**

The ornamental design for package for dart board, as shown and described.

**DESCRIPTION**

FIG. 1 is a perspective view of a package for dart board showing my new design;  
 FIG. 2 is a rear perspective view thereof;  
 FIG. 3 is a top plan view thereof;  
 FIG. 4 is a bottom plan view thereof; and,  
 FIG. 5 is a left side elevational view thereof; the right side elevational view being a mirror image thereof.



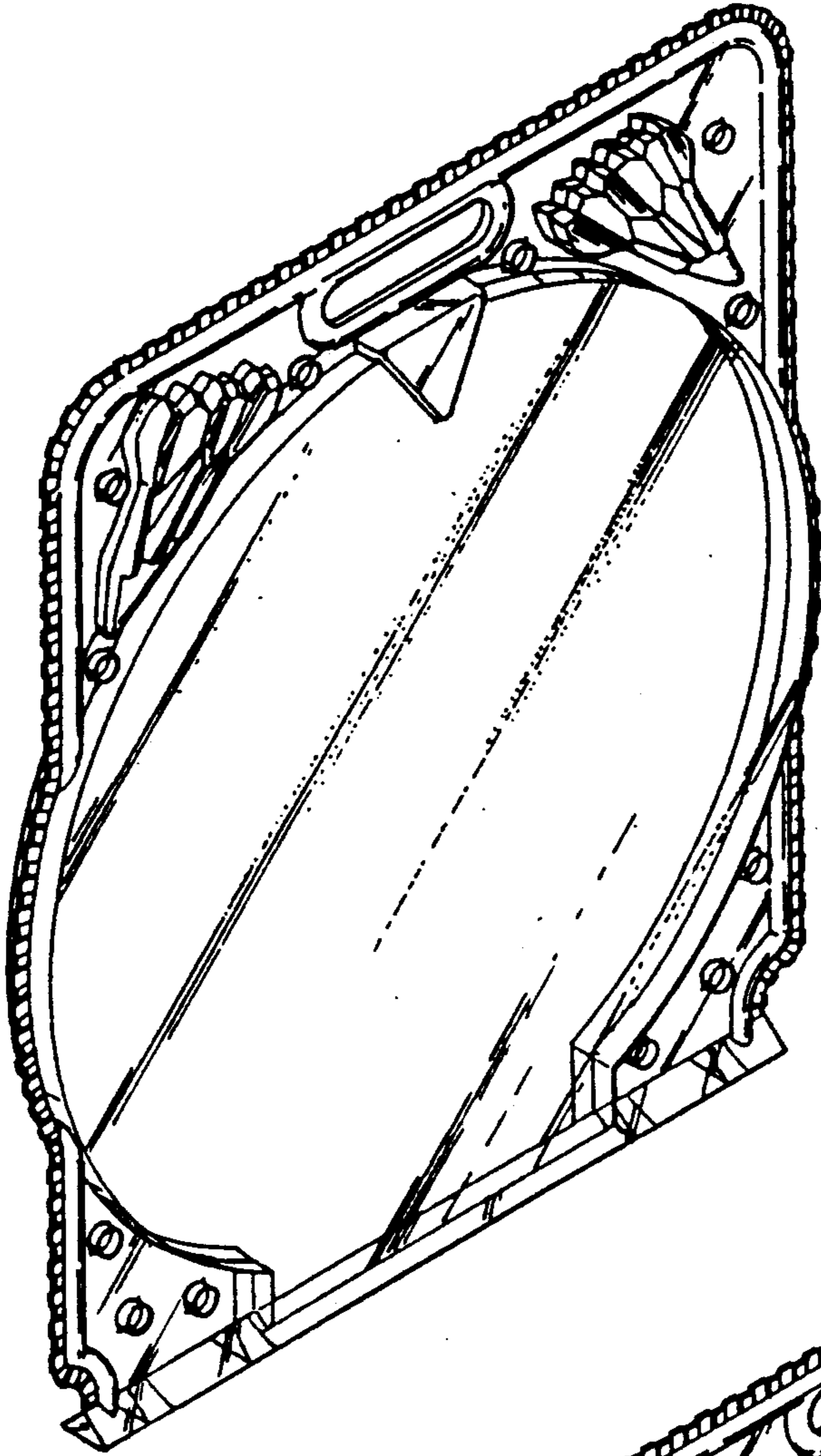


FIG. 1.

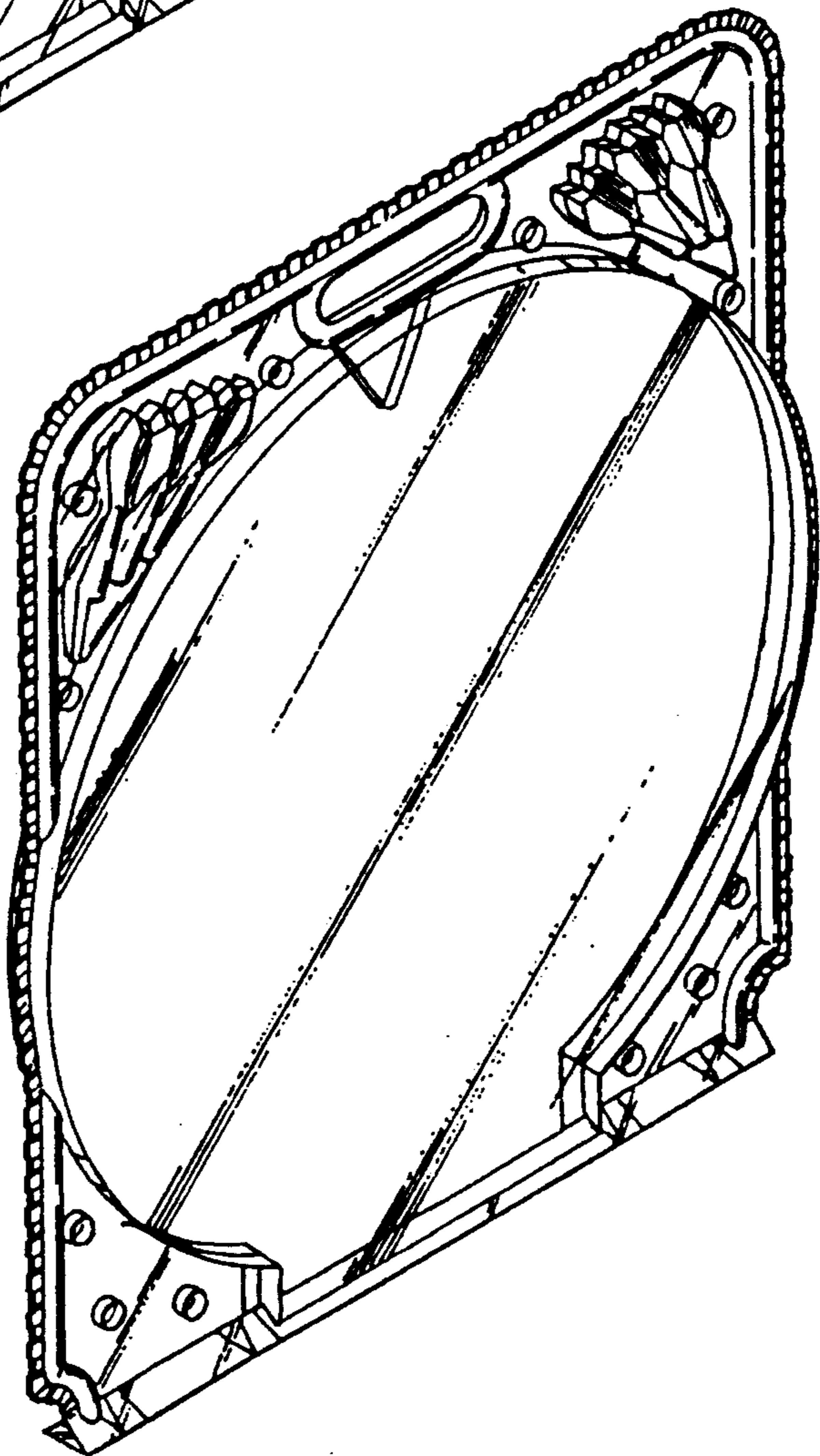


FIG. 2.




Fig. 3.



Fig. 4.



Fig. 5.