



US00D343542S

**United States Patent** [19]  
**Bellmore**

[11] **Patent Number: Des. 343,542**

[45] **Date of Patent: \*\* Jan. 25, 1994**

[54] **MOTORCYCLE FLOOR PROTECTOR**

[76] **Inventor: Nona E. Bellmore, 15308 SW. Washington Ave., Apt. #11, Tacoma, Wash. 98498**

[\*\*] **Term: 14 Years**

[21] **Appl. No.: 705,902**

[22] **Filed: May 28, 1991**

[52] **U.S. Cl. .... D6/582**

[58] **Field of Search ..... D6/582, 583, 588, 590; 4/581, 583; 5/417, 418, 420, 468**

[56] **References Cited**

**U.S. PATENT DOCUMENTS**

D. 20,107	8/1890	Carr .....	D6/583
D. 79,321	9/1929	Baskerville, Jr. ....	D6/583
1,588,487	6/1926	Miller .....	4/581 X
2,853,399	9/1958	Shoults .....	5/417 X

3,268,922	8/1966	Moxley .....	5/420
4,511,621	4/1985	Thomas et al. ....	4/583
4,644,592	2/1987	Small .....	D6/583 X

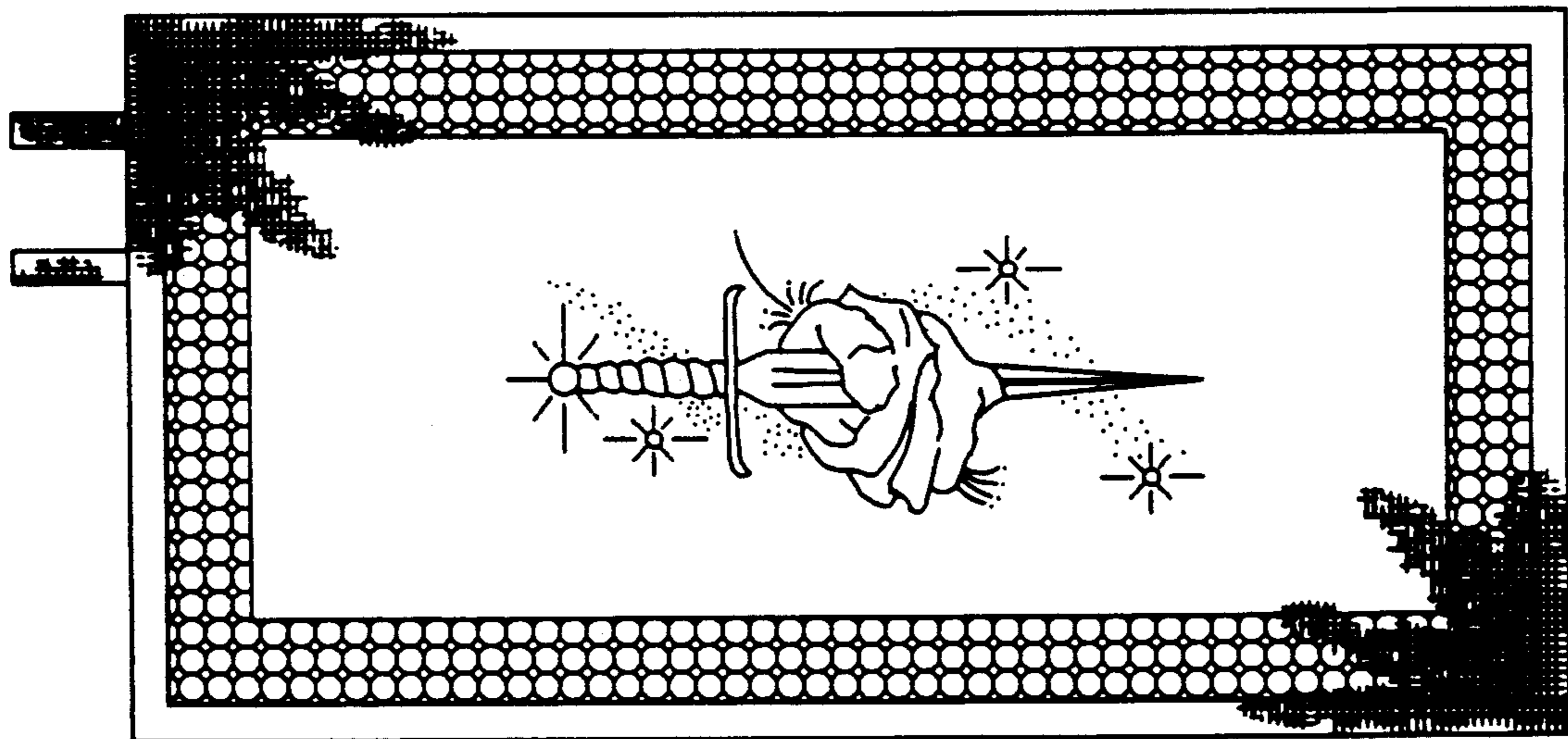
*Primary Examiner*—Alan P. Douglas  
*Assistant Examiner*—Monica A. Hannon  
*Attorney, Agent, or Firm*—S. Michael Bender

[57] **CLAIM**

The ornamental design for a motorcycle floor protector, as shown and described.

**DESCRIPTION**

FIG. 1 is a front elevational view of the motorcycle floor protector showing my new design; FIG. 2 is a rear elevational view thereof; FIG. 3 is a left side elevational view thereof; FIG. 4 is a right side elevational view thereof; FIG. 5 is a top plan view thereof; FIG. 6 is a bottom plan view thereof; and, FIG. 7 is an exploded perspective view thereof.



*FIG. 1*



*FIG. 2*



*FIG. 3*



*FIG. 4*



FIG. 5




FIG. 6

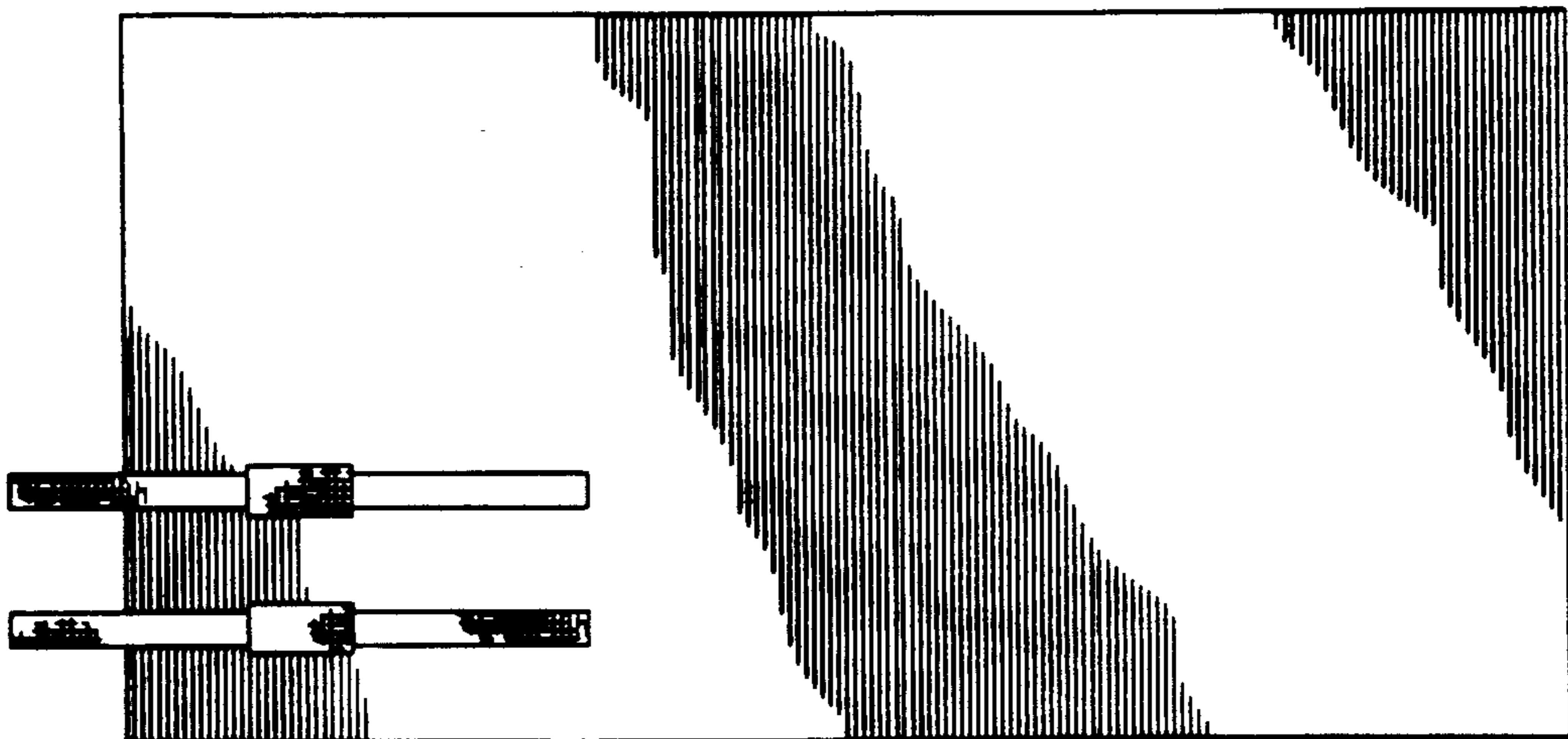


FIG. 7

