



US00D343541S

United States Patent [19]

[11] Patent Number: **Des. 343,541**

Kassraie

[45] Date of Patent: **** Jan. 25, 1994**

[54] **MAGNETIC CORD PULL WITH A CLIP**

[76] Inventor: **Kassra Kassraie**, 1416 Kingston Ridge Rd., Cary, N.C. 27511

[**] Term: **14 Years**

[21] Appl. No.: **672,623**

[22] Filed: **Mar. 14, 1991**

[52] U.S. Cl. **D6/580**

[58] Field of Search **D6/577, 580, 581; 24/130, 136 R; 273/67 R; 160/176.1, 178.2**

[56] **References Cited**

U.S. PATENT DOCUMENTS

| | | | |
|-----------|--------|----------------|-------------|
| 866,144 | 9/1907 | Kobert | 24/136 R |
| 4,168,064 | 9/1979 | Petrovic | 273/67 R |
| 4,930,193 | 6/1990 | Baker | 24/130 X |
| 4,936,369 | 6/1990 | Darner | 160/176.1 X |

Primary Examiner—Alan P. Douglas
Assistant Examiner—Monica A. Hannon
Attorney, Agent, or Firm—S. Michael Bender

[57] **CLAIM**

The ornamental design for a magnetic cord pull with a clip, as shown and described.

DESCRIPTION

FIG. 1 is a front elevational view of the magnetic cord pull with a clip showing my new design; FIG. 2 is a rear elevational view thereof; FIG. 3 is a left side elevational view thereof; FIG. 4 is a right side elevational view thereof; FIG. 5 is a top plan view thereof; FIG. 6 is a bottom plan view thereof; and, FIG. 7 is a perspective view of the invention showing a use thereof.

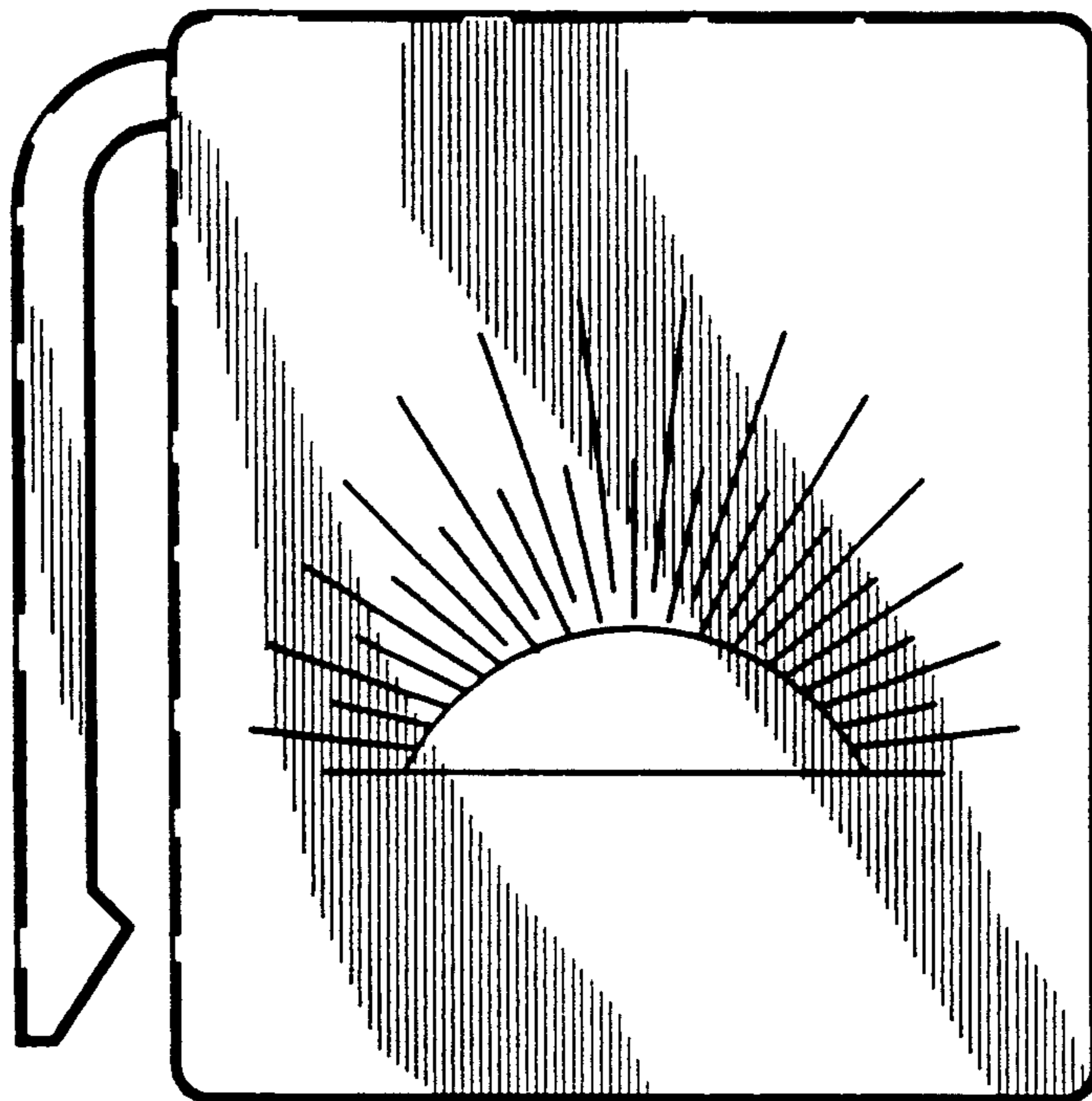


FIG. 1

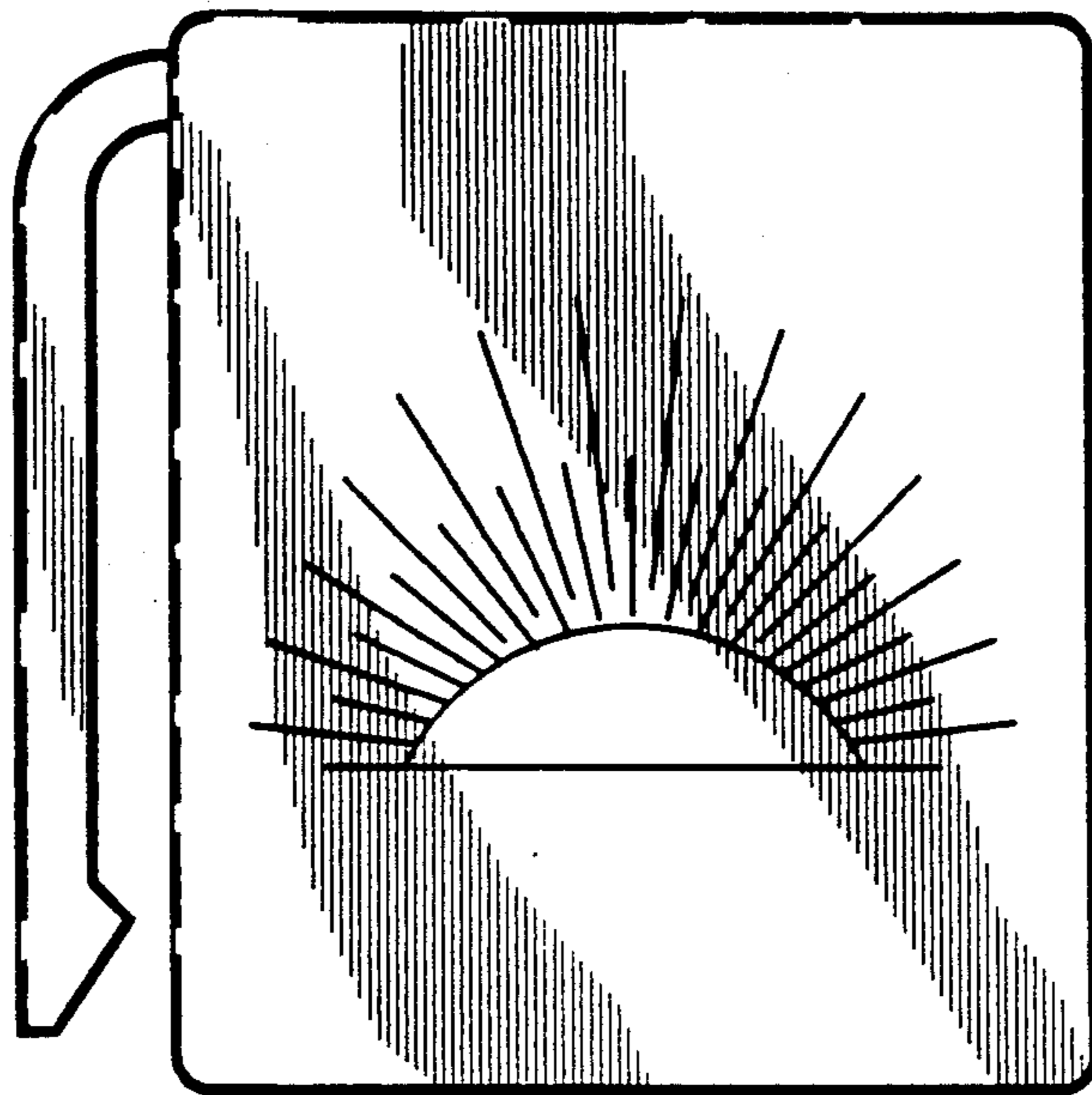


FIG. 2

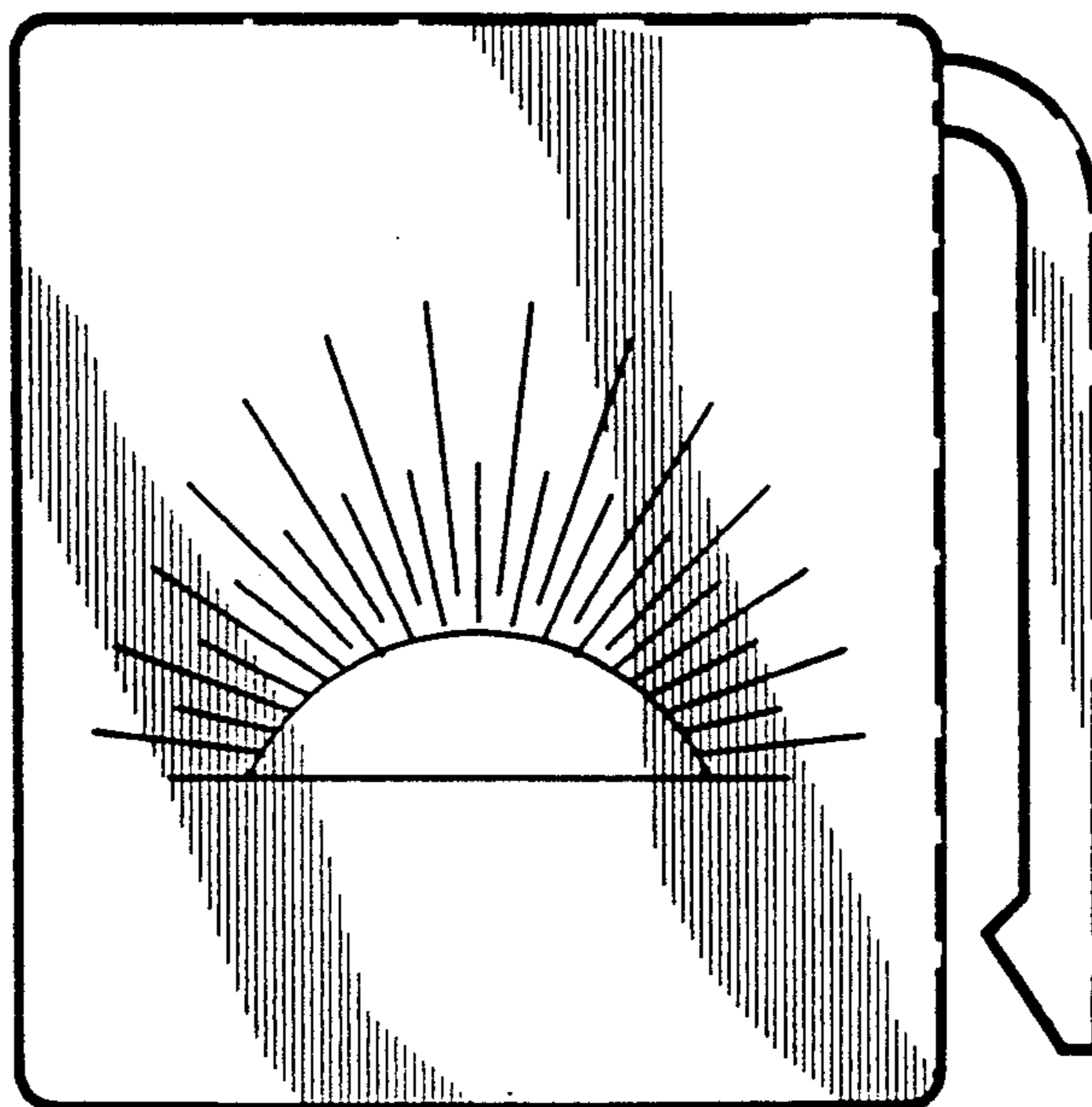


FIG. 3



FIG. 4



FIG. 5



FIG. 6



FIG. 7

