



US00D343538S

United States Patent [19]

[11] Patent Number: **Des. 343,538**

Brunner et al.

[45] Date of Patent: **** Jan. 25, 1994**

[54] **CRIB ENDBOARD**

[75] Inventors: **Merlin A. Brunner, Appleton;**
Harvey J. Draheim, Weyauwega,
both of Wis.

[73] Assignee: **Simmons Juvenile Products**
Company, Inc., New London, Wis.

[**] Term: **14 Years**

[21] Appl. No.: **870,034**

[22] Filed: **Apr. 16, 1992**

[52] U.S. Cl. **D6/508**

[58] Field of Search **D6/382-384,**
D6/389-395, 505-508; 5/93.1, 93.2, 99.1

[56] **References Cited**

U.S. PATENT DOCUMENTS

D. 273,831 5/1984 Brunner et al. **D6/505**

OTHER PUBLICATIONS

Best, Sep. 8, 1990 p. 389, item #22 crib at right & bot-
tom.

Little Folks Furn. #83, 1973, p. 19, crib at left.

Simmons Little Folks 1985 Cat, p. 21 crib.

Best Catalog, Sep. 8, 1990 p. 390, Item #4, crib at lower
left.

1988 Simmons Juvenile Products Company, Inc. Cata-
log: pp. 22 and 25.

Primary Examiner—Nelson C. Holtje

Assistant Examiner—J. E. Seeger

Attorney, Agent, or Firm—Hoffmann & Baron

[57] **CLAIM**

The ornamental design for a crib endboard, as shown
and described.

DESCRIPTION

FIG. 1 is a front perspective view of a crib endboard
showing our new design;

FIG. 2 is a top plan view thereof;

FIG. 3 is a front elevation view thereof;

FIG. 4 is a rear elevation view thereof;

FIG. 5 is a bottom plan view thereof;

FIG. 6 is a side elevation view thereof, the opposite side
being a mirror image thereof;

FIG. 7 is an enlarged side elevation view of the top
portion thereof; and,

FIG. 8 is an enlarged top perspective view of the top
portion thereof.

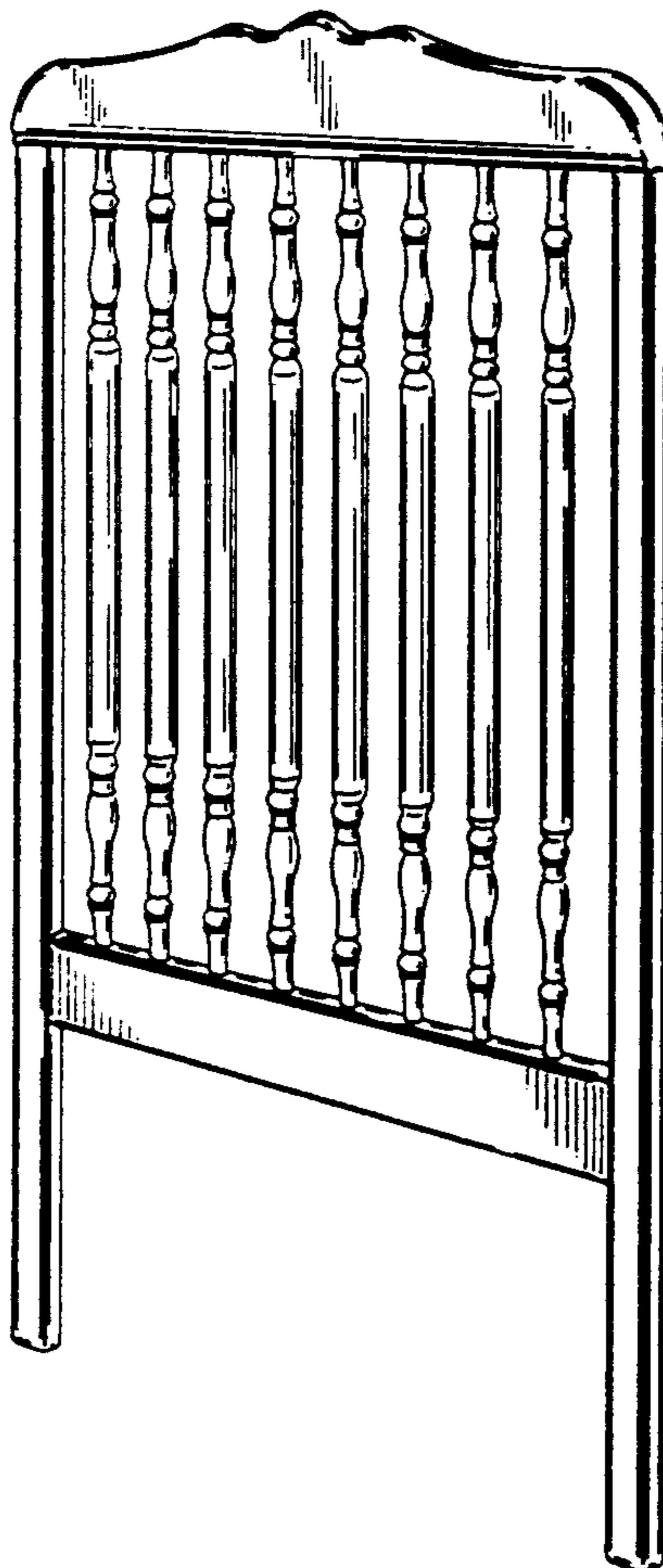


FIG-1

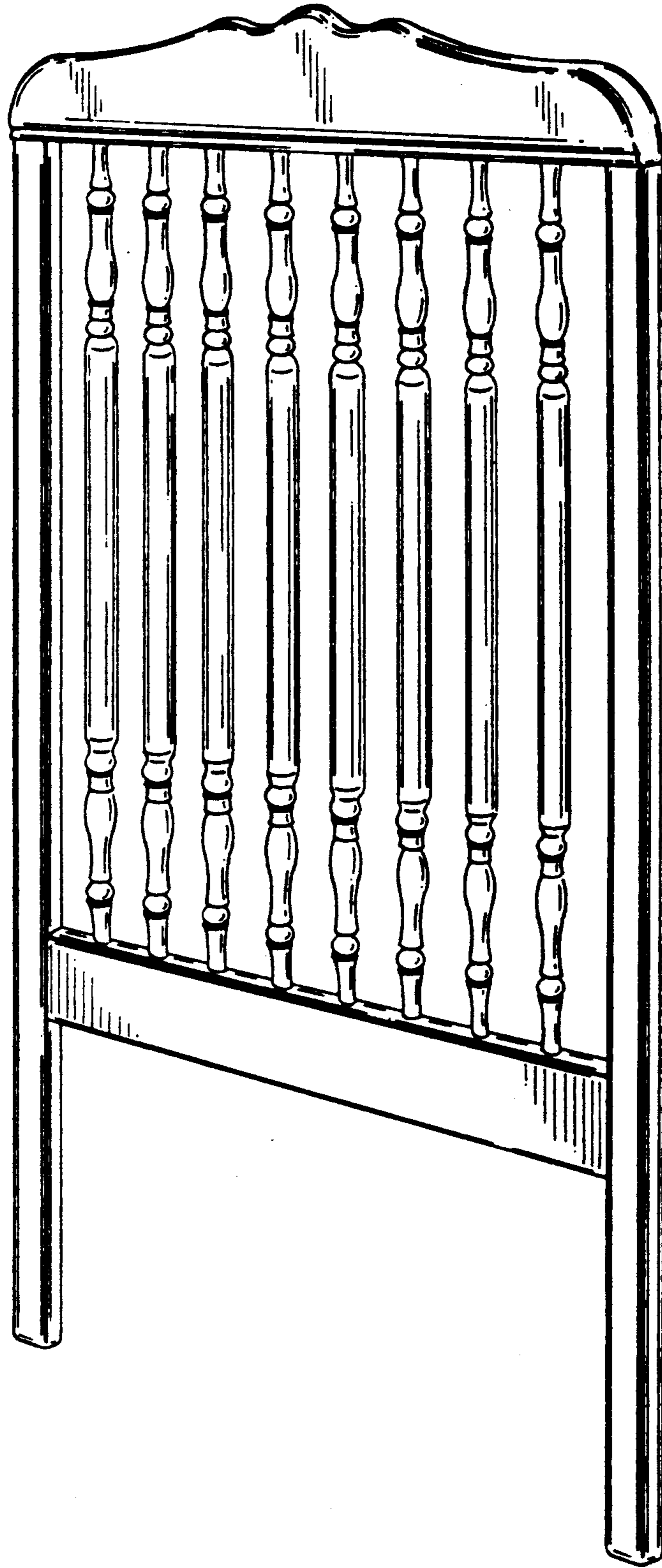


FIG-2



FIG-3

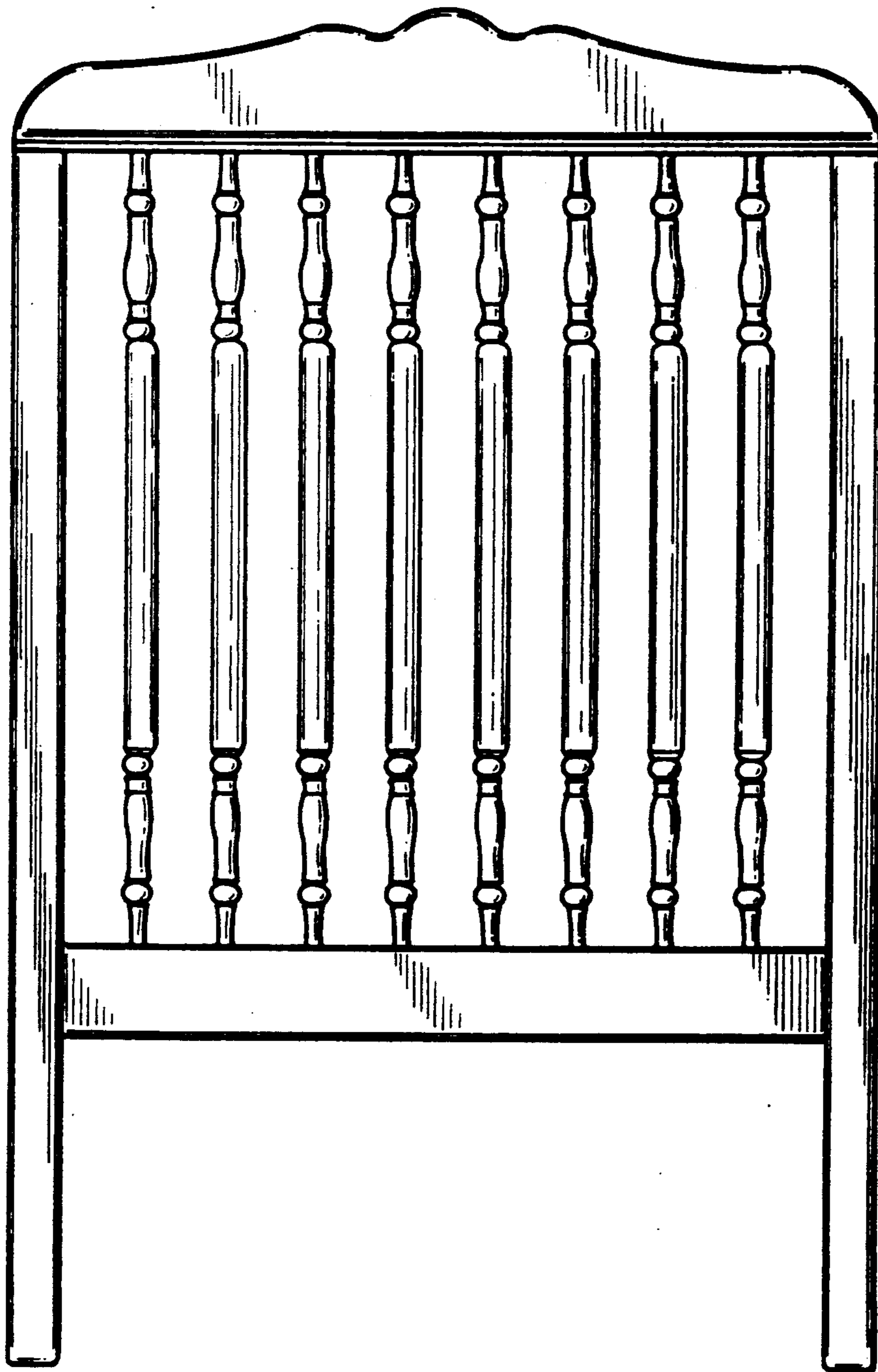


FIG-4

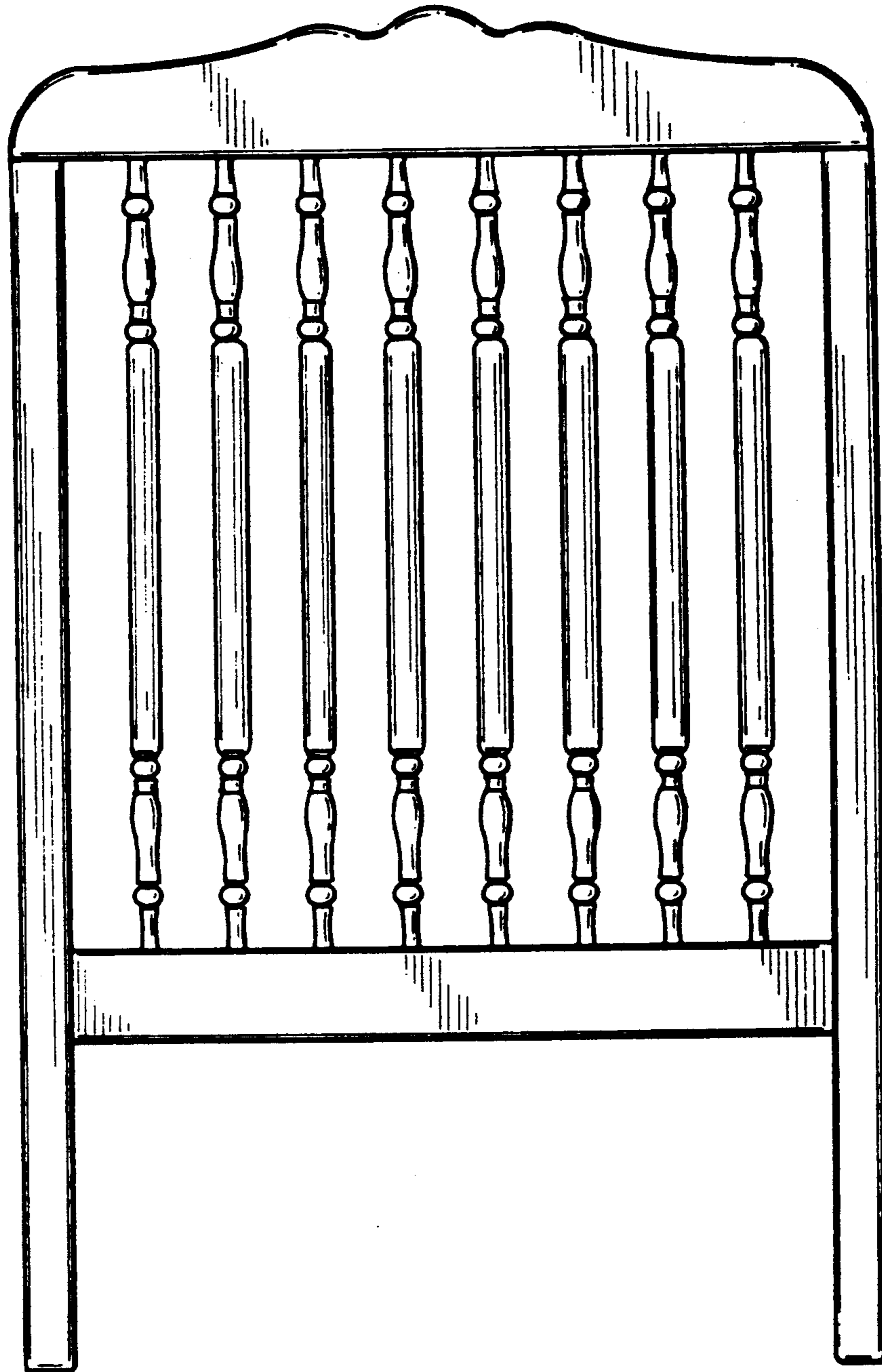


FIG-5




FIG-6

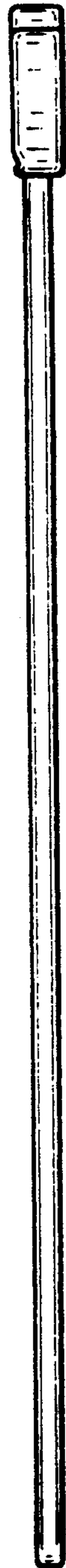


FIG-7



FIG-8

