



US00D343529S

United States Patent [19]

[11] Patent Number: **Des. 343,529**

Sanders, Jr.

[45] Date of Patent: **** Jan. 25, 1994**

[54] **WELDED CHAIR**

2,425,884 8/1947 Janssen 297/419
3,632,170 1/1972 Witt 297/445

[76] Inventor: **Walter Sanders, Jr.**, Section 18, 4100
W. Third St., Dayton, Ohio 45428

OTHER PUBLICATIONS

Barcelona chair, 1929.

[**] Term: **14 Years**

Primary Examiner—Nelson C. Holtje
Assistant Examiner—Gary D. Watson
Attorney, Agent, or Firm—Biebel & French

[21] Appl. No.: **796,134**

[22] Filed: **Nov. 22, 1991**

[52] U.S. Cl. **D6/379; D6/334;**
D6/375

[57] CLAIM

[58] **Field of Search** D6/334, 348, 369, 370,
D6/371, 372, 373, 374, 375, 376, 379, 500, 501,
502; 297/419, 457, 445

The ornamental design for a welded chair, as shown
and described.

DESCRIPTION

[56] References Cited

U.S. PATENT DOCUMENTS

| | | | | |
|------------|---------|----------|-------|----------|
| D. 86,528 | 3/1932 | Lehman | | D6/348 |
| D. 86,793 | 4/1932 | McGowen | | D6/373 |
| D. 193,775 | 10/1962 | Werner | | D6/369 |
| D. 197,600 | 3/1964 | Gilbert | | D6/372 |
| D. 223,193 | 3/1972 | YuChang | | D6/375 |
| D. 288,634 | 3/1987 | Williams | | D6/334 X |

FIG. 1 is a perspective view of a welded chair showing
my new design;

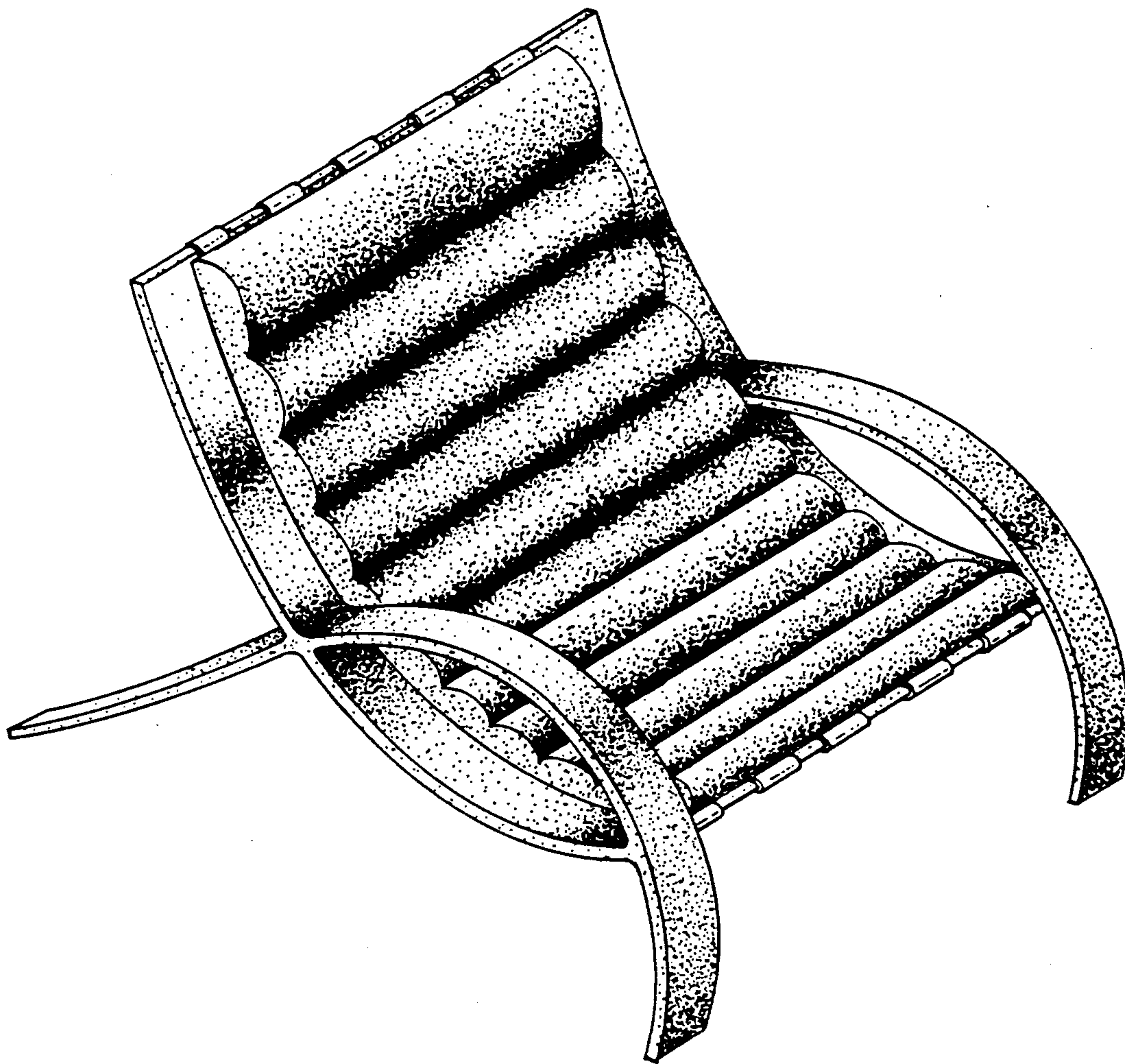
FIG. 2 is a side elevational view of the same welded
chair;

FIG. 3 is an elevational view of the back of the same
chair;

FIG. 4 is a front elevational view of the same chair;

FIG. 5 is a bottom view of the same chair; and,

FIG. 6 is a top view of the same chair.



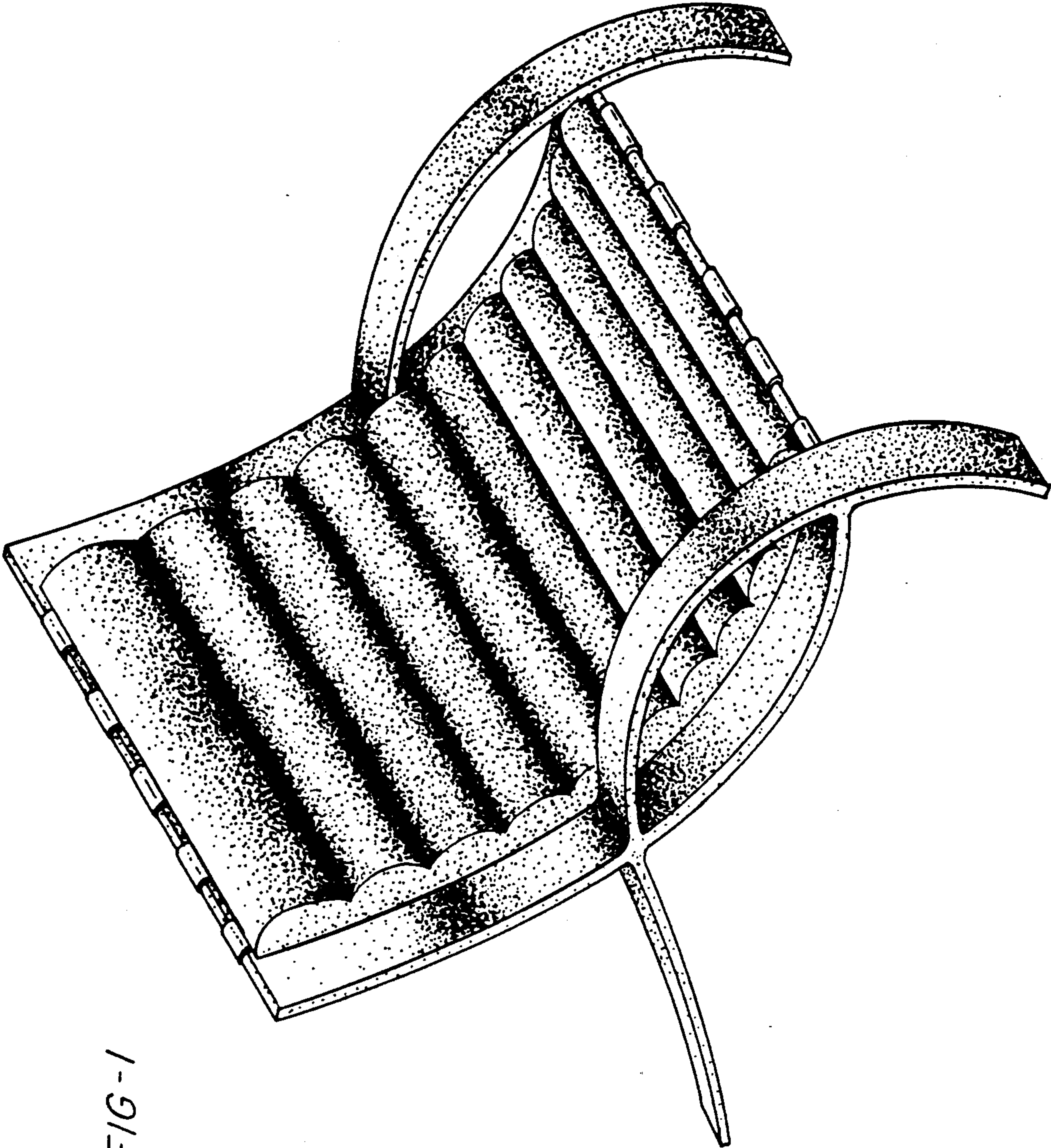


FIG-1

FIG - 2

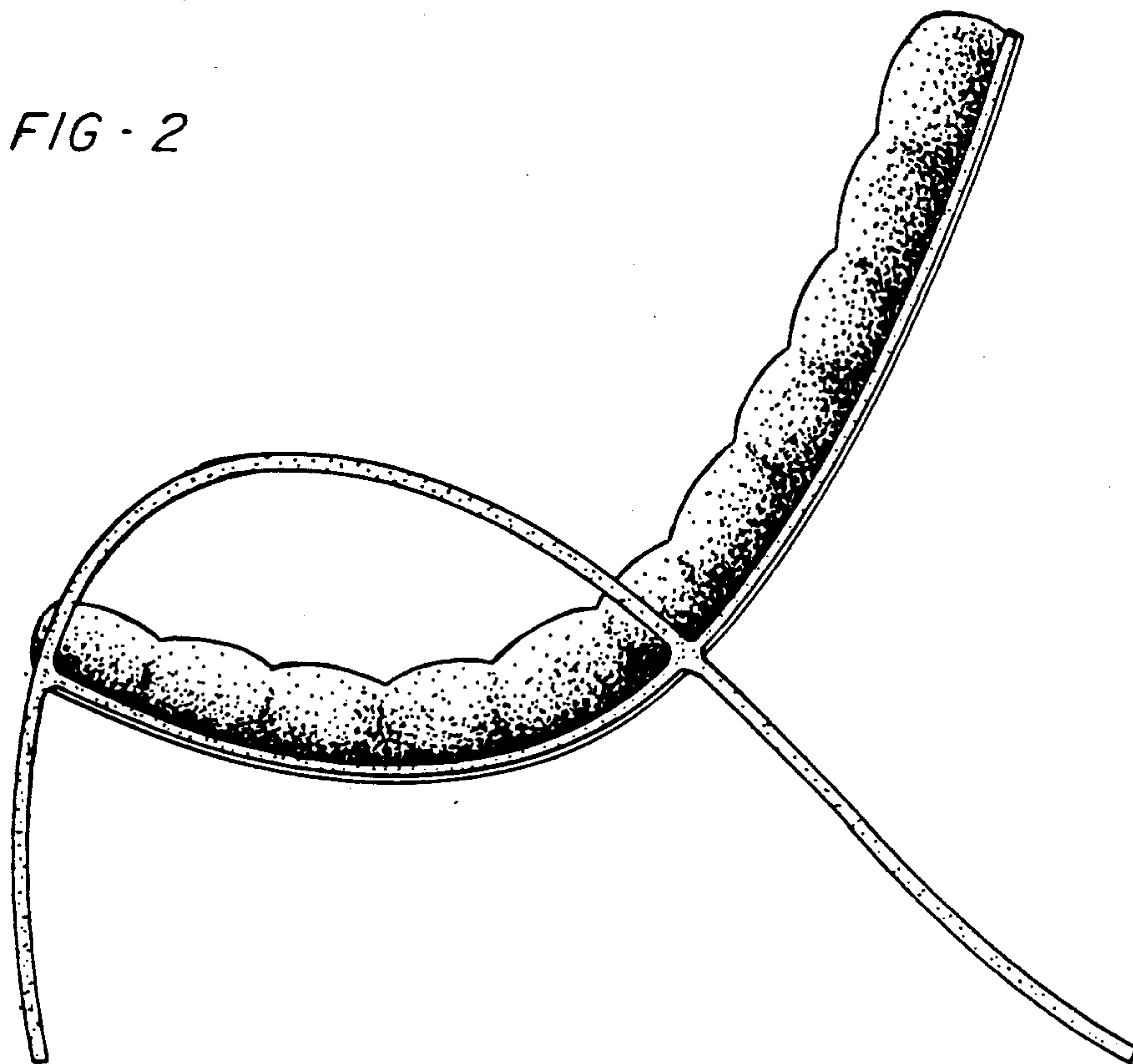


FIG-3




FIG -4

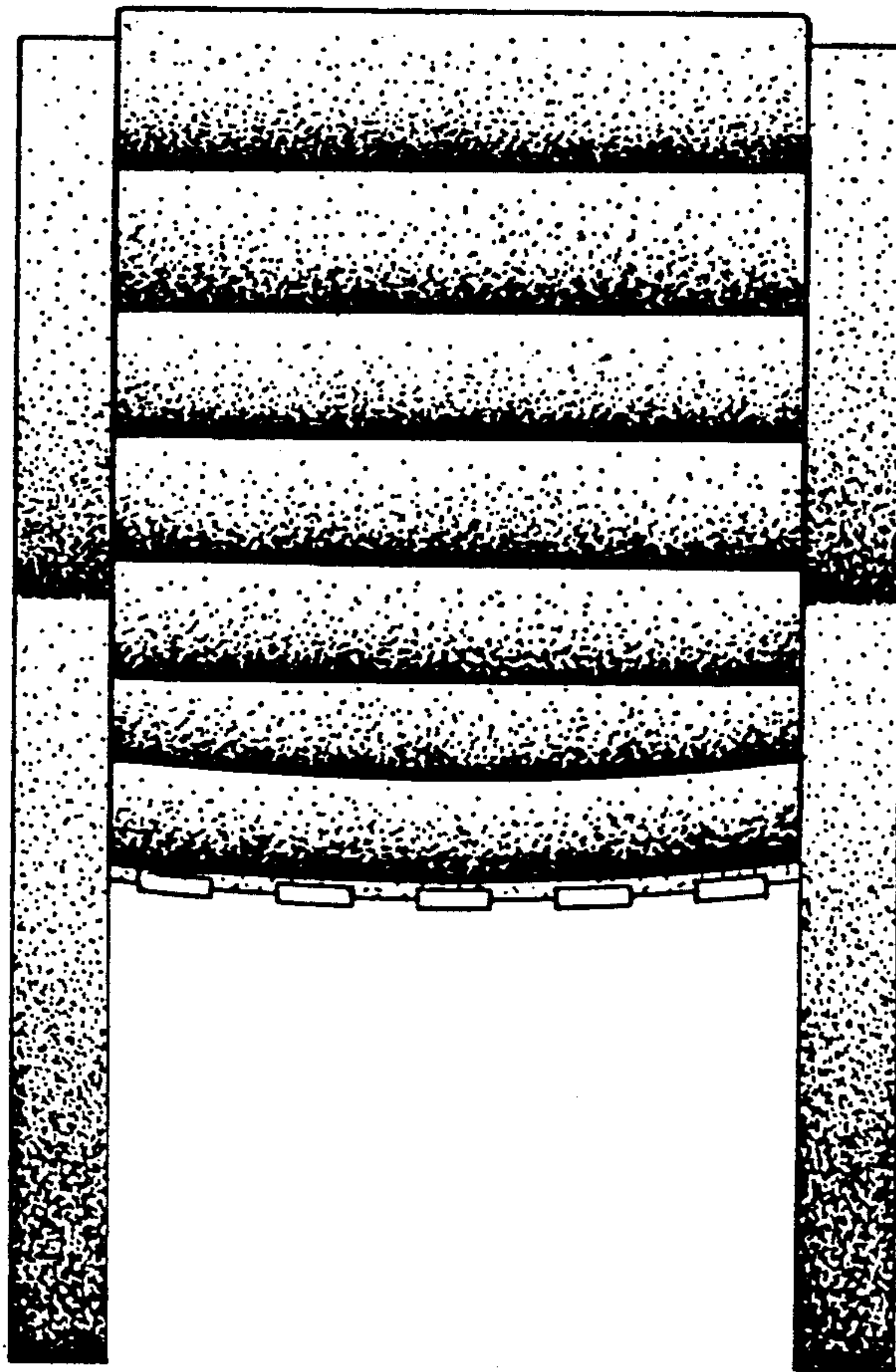


FIG-6




FIG-5

