



US00D343524S

# United States Patent [19]

[11] Patent Number: **Des. 343,524**

**Mandle**

[45] Date of Patent: **\*\* Jan. 25, 1994**

[54] CHAIR

2,914,117 11/1959 Underwood ..... 297/443  
4,077,668 3/1978 Puccinelli ..... 297/443  
5,211,443 5/1993 Kelly ..... 297/443 X

[76] Inventor: **James F. Mandle**, 2920 Country Farm Rd., Eugene, Oreg. 97401

### FOREIGN PATENT DOCUMENTS

[\*\*] Term: **14 Years**

1460084 11/1966 France ..... 297/443

[21] Appl. No.: **854,456**

*Primary Examiner*—Nelson C. Holtje  
*Assistant Examiner*—Gary D. Watson

[22] Filed: **Mar. 19, 1992**

[52] U.S. Cl. .... **D6/363; D6/368; D6/370**

### [57] CLAIM

[58] **Field of Search** ..... **D6/334, 363, 368, 370, D6/374, 375, 380, 500, 501, 502; 297/55, 56, 443, 447**

The ornamental design for a chair, as shown and described.

### DESCRIPTION

### [56] References Cited

#### U.S. PATENT DOCUMENTS

D. 240,873 8/1976 Lewis et al. .... D6/370  
D. 320,508 10/1991 Klawitter ..... D6/368 X  
D. 335,968 6/1993 Bengtson et al. .... D6/370

FIG. 1 is a front, top, side perspective view of a chair showing my new design;  
FIG. 2 is a front elevational view thereof;  
FIG. 3 is a back elevational view thereof; and,  
FIG. 4 is a side elevational view thereof, the opposite side being a mirror image thereto.

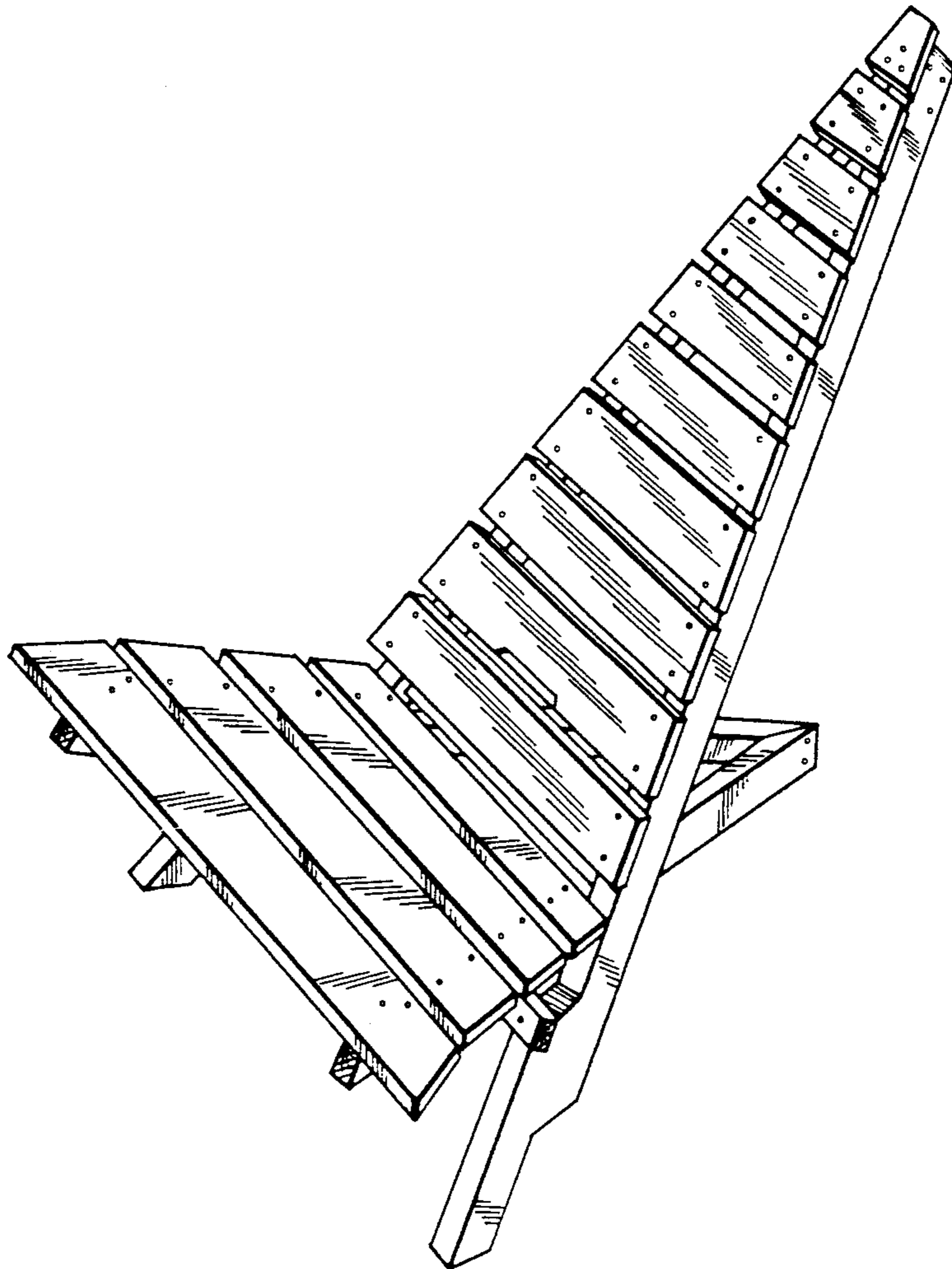
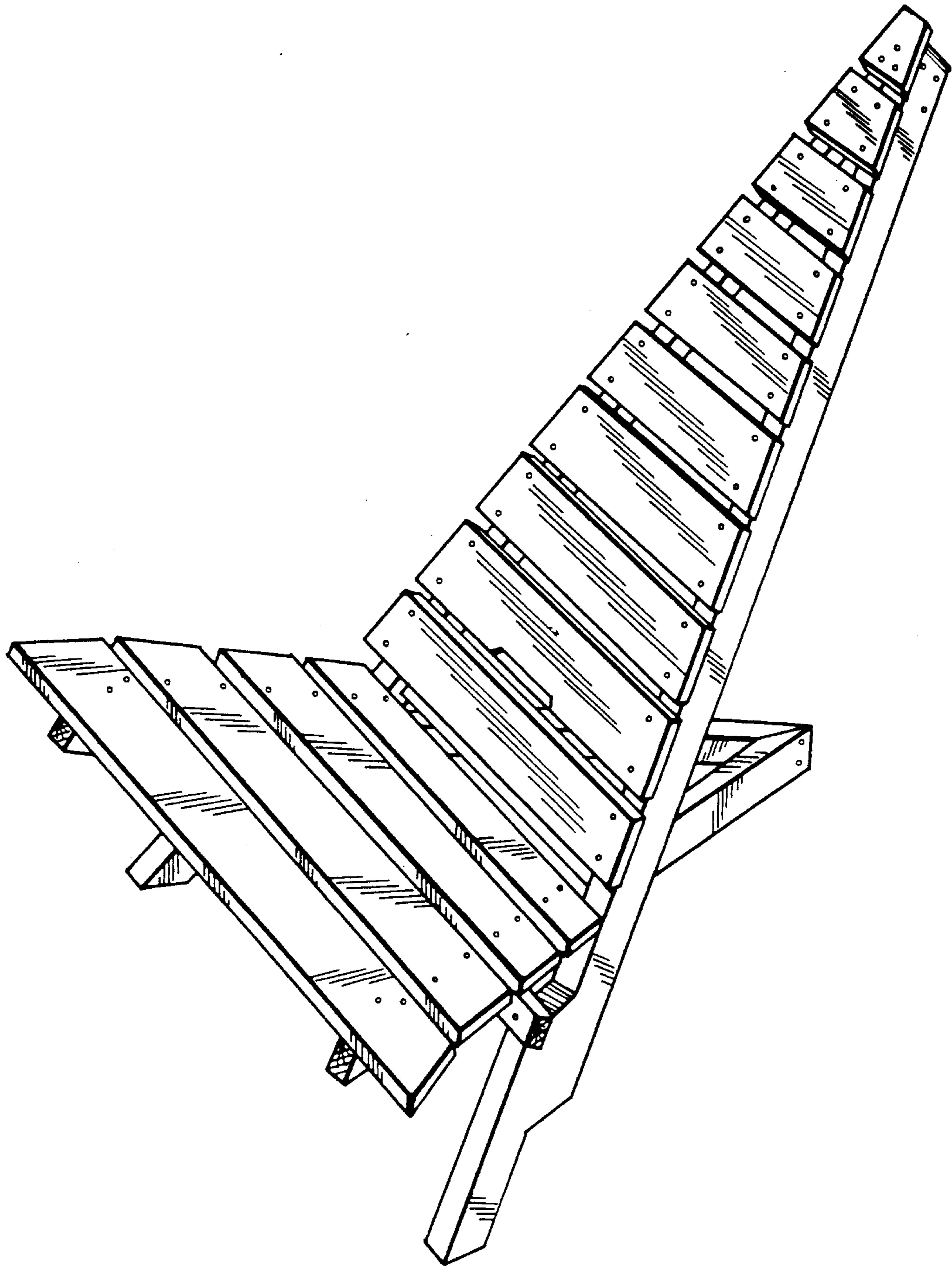


FIG. 1






FIG. 3




FIG. 2

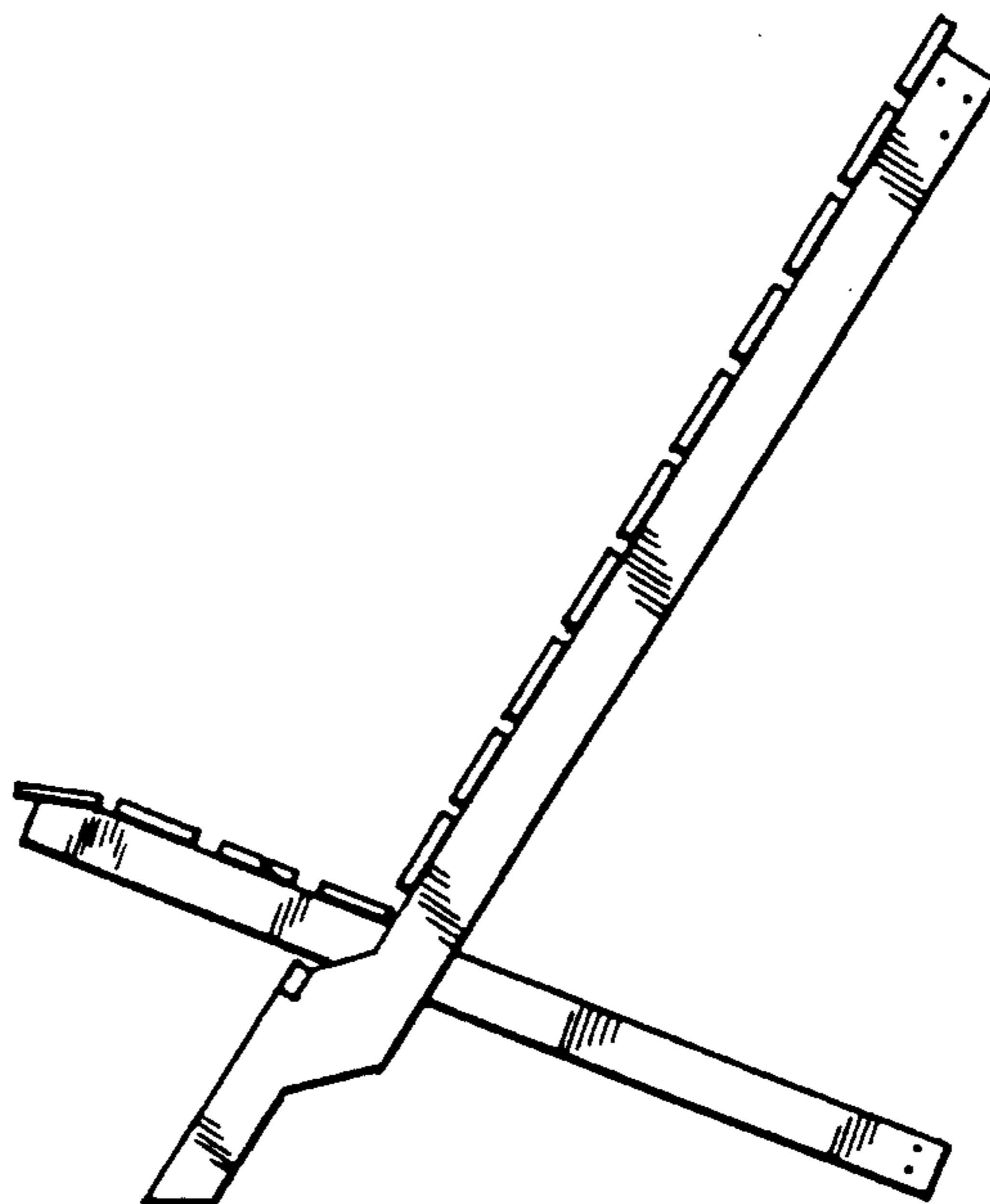


FIG. 4