



US00D343519S

# United States Patent [19]

[11] Patent Number: Des. 343,519

Booth et al.

[45] Date of Patent: \*\* Jan. 25, 1994

[54] TOOTHBRUSH HEAD AND HANDLE UNIT

D. 292,447 10/1987 Macias ..... D4/104  
D. 305,386 1/1990 Rams et al. .... D4/104

[76] Inventors: Anthony Booth, 12 Chester Woods Dr., Chester, N.J. 07930; Anthony Piano, 57 Westgate Dr., Sparta, N.J. 07871; Byron Woodrum, R.D. 7 Valley View Dr., Flemington, N.J. 08822; Michael J. Allsop, 2 Elm Ct., West Windsor, N.J. 08648; Robert L. Berger, 114 N. Main St., New Hope, Pa. 18938; Richard M. Hyman, Sr., 18 Glendale Ct., Iowa City, Iowa 52240

### FOREIGN PATENT DOCUMENTS

4900338 6/1989 Brazil .  
4901101 4/1991 Brazil .

[\*\*] Term: 14 Years

### OTHER PUBLICATIONS

American Bicyclist and Motorcyclist, Jan. 1957, Model RG Grip, top right of page 18.

[21] Appl. No.: 939,650

Primary Examiner—Wallace R. Burke  
Assistant Examiner—Lavone D. Tabor  
Attorney, Agent, or Firm—M. Andrea Ryan

[22] Filed: Sep. 3, 1992

### [57] CLAIM

The ornamental design for a toothbrush head and handle unit, as shown and described.

### Related U.S. Application Data

### DESCRIPTION

[63] Continuation of Ser. No. 513,720, Apr. 24, 1990, abandoned.

FIG. 1 is a top plan view of a toothbrush head and handle unit showing our new design;

[52] U.S. Cl. .... D4/104

FIG. 2 is a side elevational view thereof, the opposite side being a mirror image;

[58] Field of Search ..... D4/101, 104-114,  
D4/130, 132, 134, 136, 138; D8/303, DIG. 7-8;  
15/143.1, 159.1, 160, 167.1-167.3;  
132/308-311; D24/64

FIG. 3 is a reduced perspective view thereof;

FIG. 4 is a bottom plan view of FIG. 1;

FIG. 5 is a left end elevational view thereof;

FIG. 6 is a right end elevational view thereof; and,

FIG. 7 is a sectional view taken along line 7-7 of FIG. 1.

### [56] References Cited

#### U.S. PATENT DOCUMENTS

D. 159,569 8/1950 Yourek ..... D4/104  
D. 241,891 10/1976 Cannon et al. .... D4/104

The broken line showing of the lettering on the handle in FIG. 1 is for illustrative purposes only and forms no part of the claimed design.

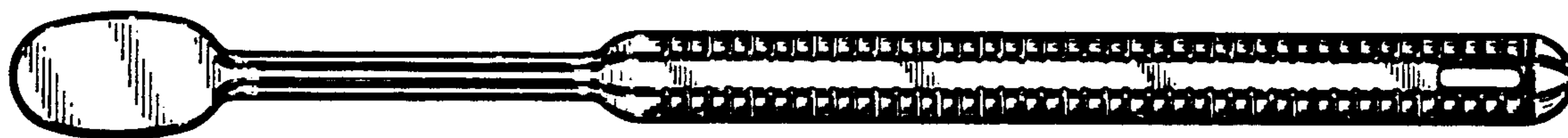
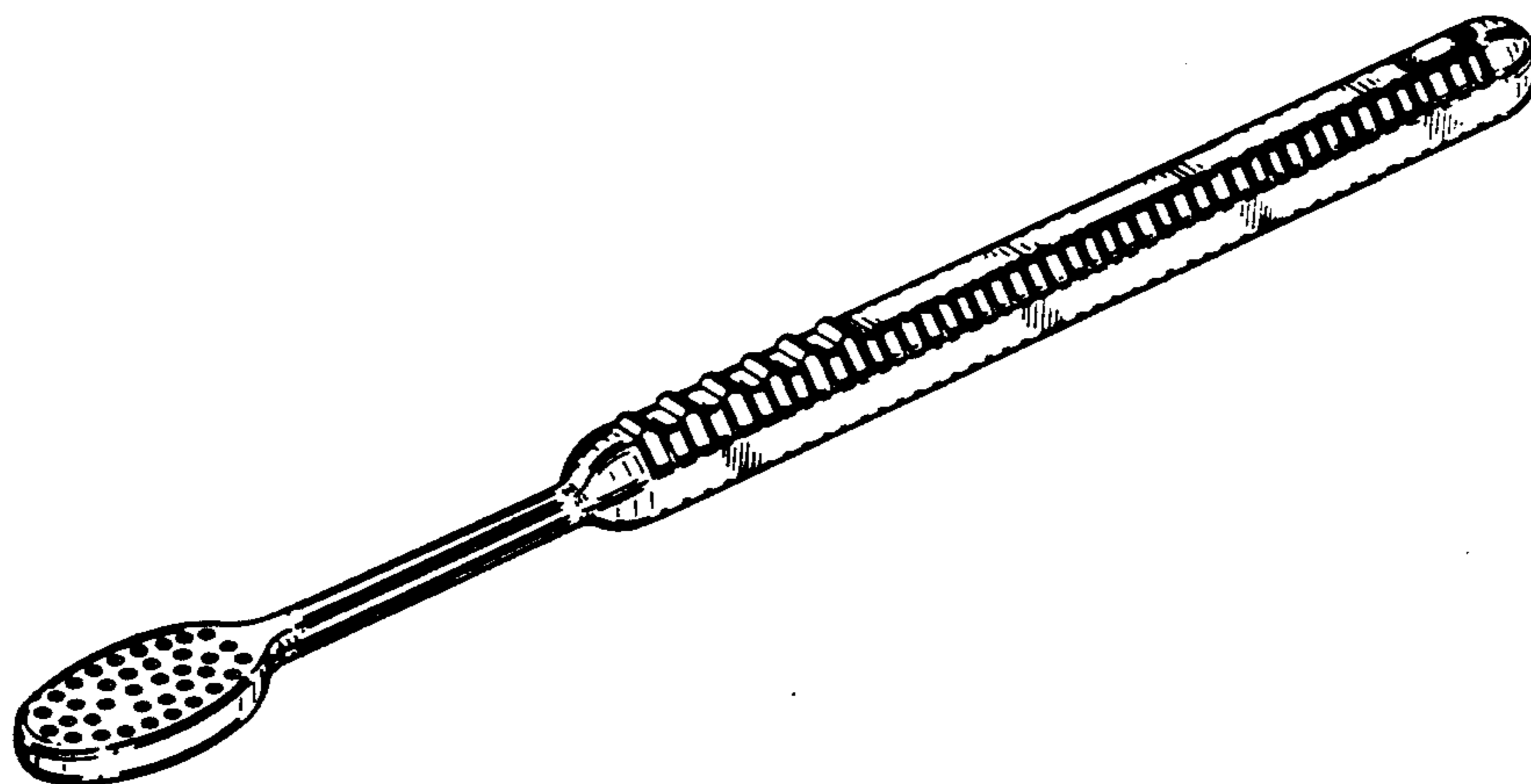


FIG-1

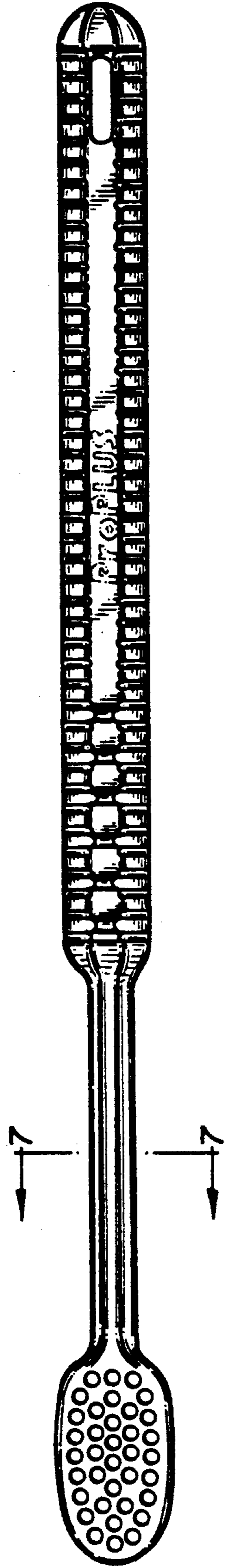


FIG-2



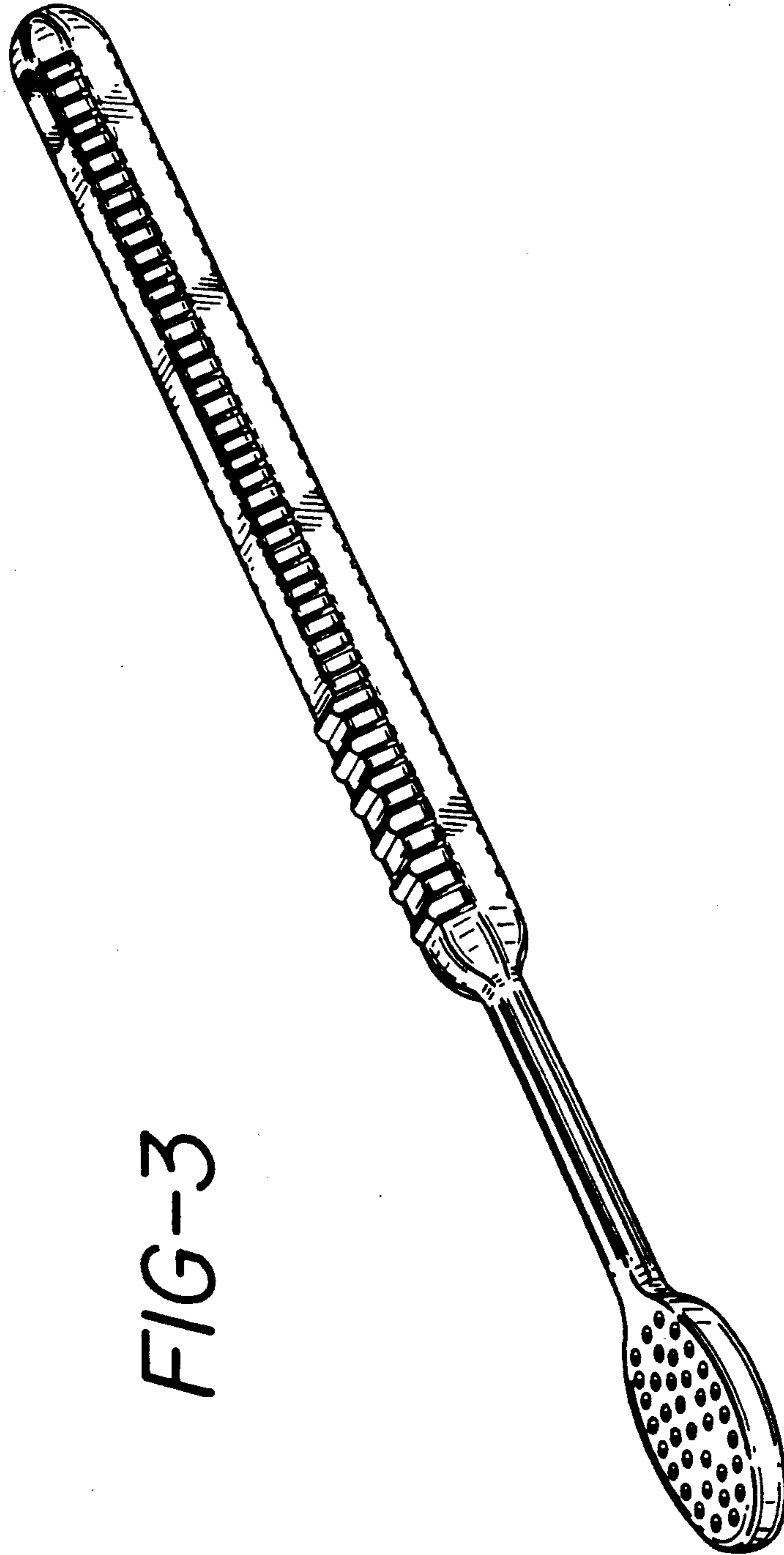


FIG-3

FIG-4

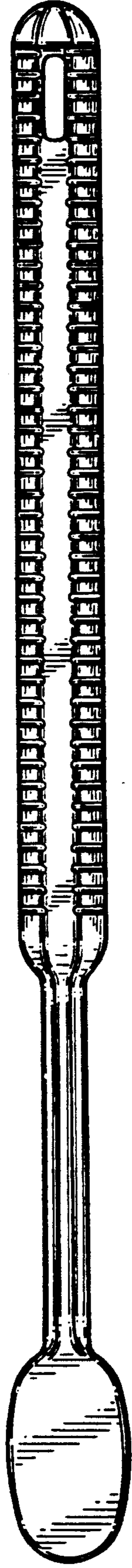


FIG-5

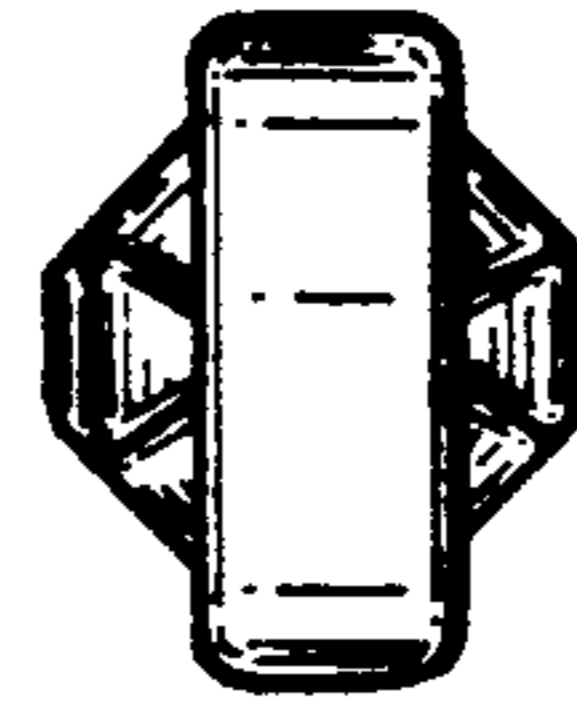


FIG-6




FIG-7

