



US00D343518S

United States Patent [19]

[11] Patent Number: Des. 343,518

Saggese, Jr.

[45] Date of Patent: ** Jan. 25, 1994

[54] ANKLE WALLET

[76] Inventor: Nicholas R. Saggese, Jr., 5 Hutchins Cir., Lynnfield, Mass. 01940

[**] Term: 14 Years

[21] Appl. No.: 817,462

[22] Filed: Jan. 3, 1992

[52] U.S. Cl. D3/106; D3/100

[58] Field of Search D3/100, 106, 104, 56; D2/630; 224/222, 252, 253, 229, 227, 219, 205; 150/136, 132

[56] **References Cited**

U.S. PATENT DOCUMENTS

D. 248,258	6/1978	Munari	D2/630
D. 255,509	6/1980	Nathan et al.	D3/106 X
D. 258,246	2/1981	Kravchenko	D2/630
D. 273,344	4/1984	Lee	D2/630
D. 314,278	2/1991	Lanier et al.	D3/106
D. 318,374	7/1991	Powell	D3/106
4,570,688	2/1986	Williams	224/205 X

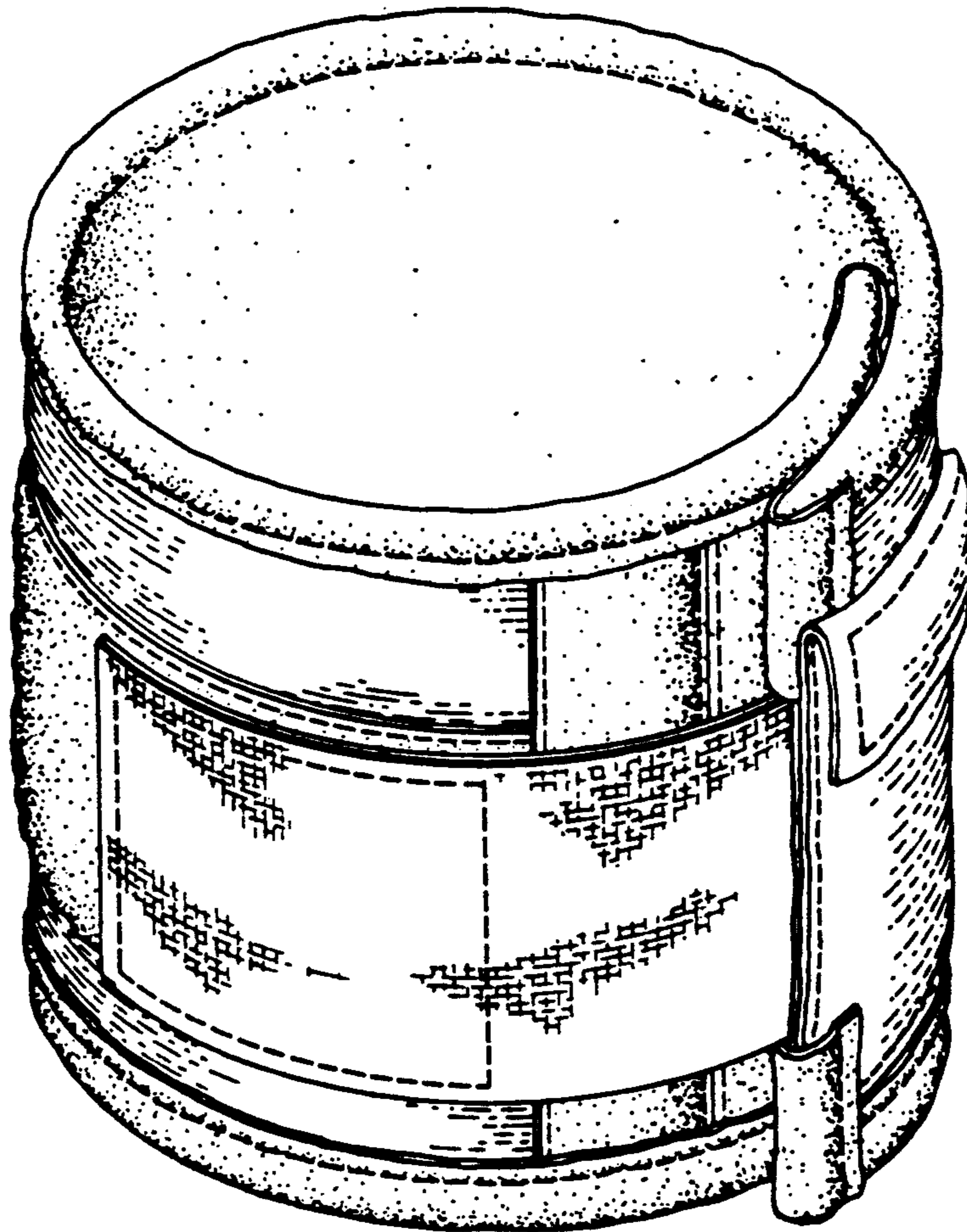
Primary Examiner—A. Hugo Word
Assistant Examiner—Doris V. Coles
Attorney, Agent, or Firm—Fish & Richardson

[57] **CLAIM**

The ornamental design for an ankle wallet, as shown and described.

DESCRIPTION

FIG. 1 is a plan view of the outside of an ankle wallet showing my new design;
FIG. 2 is a bottom view of the ankle wallet shown in FIG. 1;
FIG. 3 is a plan view of the inside ankle wallet shown in FIG. 1;
FIG. 4 is a top view of the ankle wallet shown in FIG. 1;
FIG. 5 is a right elevation view of the ankle wallet shown in FIG. 1; and,
FIG. 6 is a left elevation view of the ankle wallet shown in FIG. 1; and,
FIG. 7 is a perspective view of the fastened ankle wallet shown in FIG. 1.



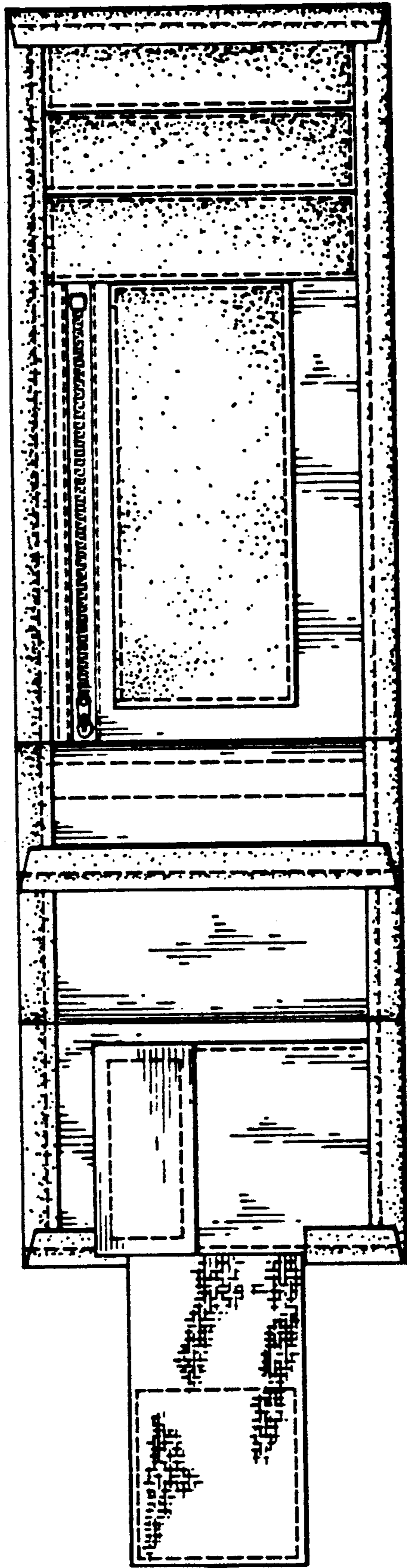


FIG. 1



FIG. 2

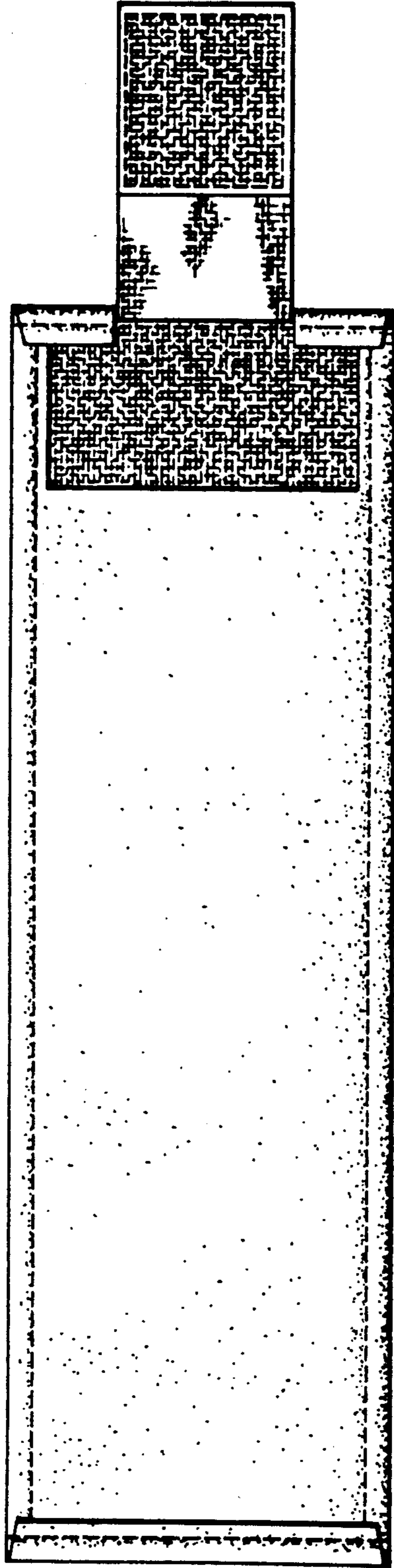


FIG. 3



FIG. 4

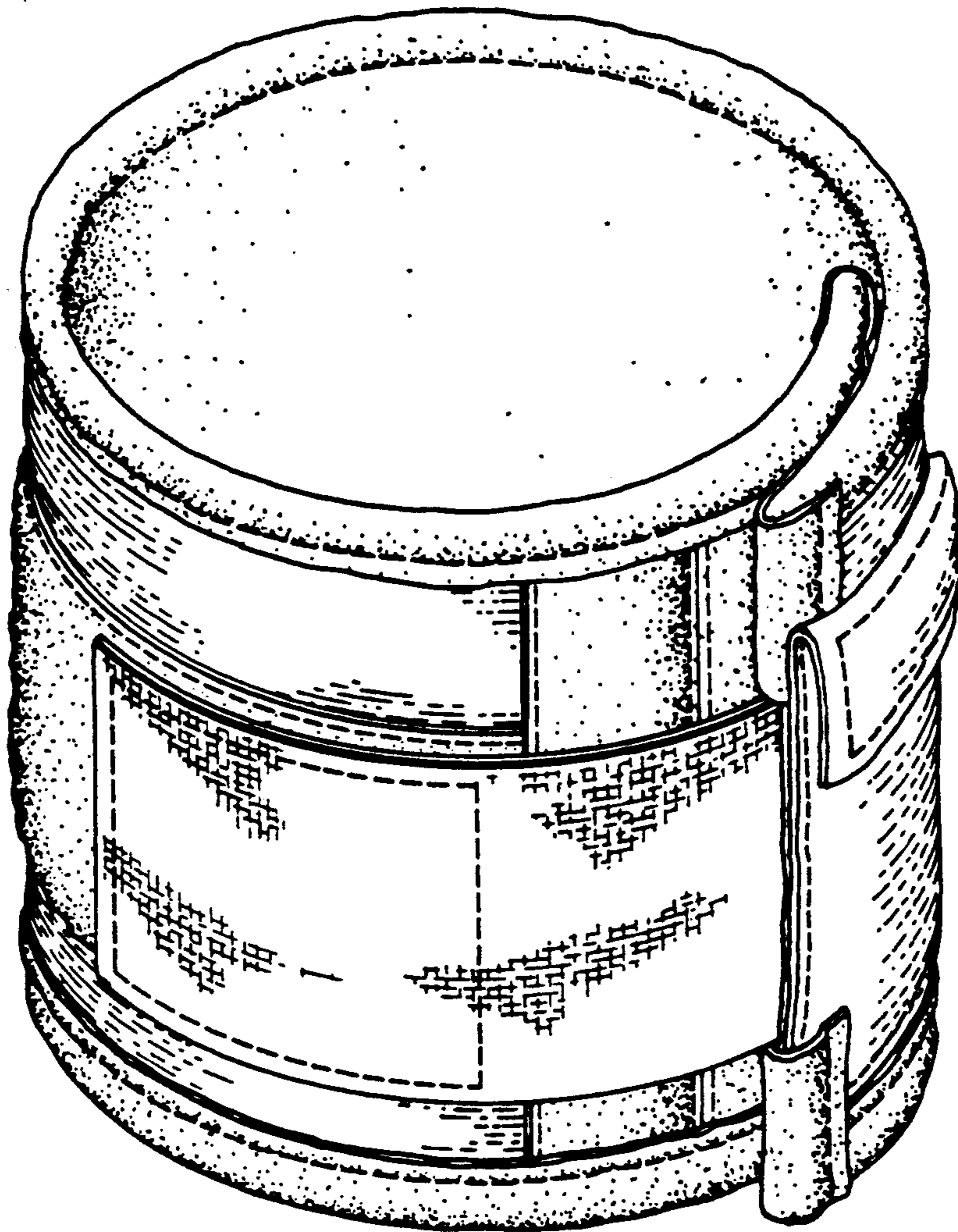


FIG. 7



FIG. 5



FIG. 6