



US00D343515S

# United States Patent [19]

[11] Patent Number: **Des. 343,515**

**Monneret**

[45] Date of Patent: **\*\* Jan. 25, 1994**

[54] **BOX WITH HANDLE**

[75] Inventor: **Alain Monneret, Voiteur, France**

[73] Assignee: **Monneret Jouets Societe Anonyme, Lons Le Saunier, France**

[\*\*] Term: **14 Years**

[21] Appl. No.: **870,714**

[22] Filed: **Apr. 17, 1992**

[30] **Foreign Application Priority Data**

Dec. 20, 1991 [IB] Int'l Pat. Institute ..... DM/021490

[52] U.S. Cl. .... **D3/45; D9/310; D21/185; D3/66**

[58] Field of Search ..... **D9/310; D3/36, 41-54, D3/66; 383/907, 100, 102, 66; 190/100, 103, 115; 150/100-118; D21/185; D11/57**

[56] **References Cited**

**U.S. PATENT DOCUMENTS**

D. 60,236 1/1922 Hadley et al. .... D3/54

D. 181,042 9/1957 Covington ..... D3/36  
D. 211,977 8/1968 Beale ..... D9/310  
D. 226,147 1/1973 Sosa ..... D3/44  
D. 226,614 4/1973 Stauffer ..... D21/185 X  
D. 276,246 11/1984 Von Lienen ..... D21/185 X

*Primary Examiner*—Louis S. Zarfaz  
*Attorney, Agent, or Firm*—Young & Thompson

[57] **CLAIM**

The ornamental design for a box with handle, as shown and described.

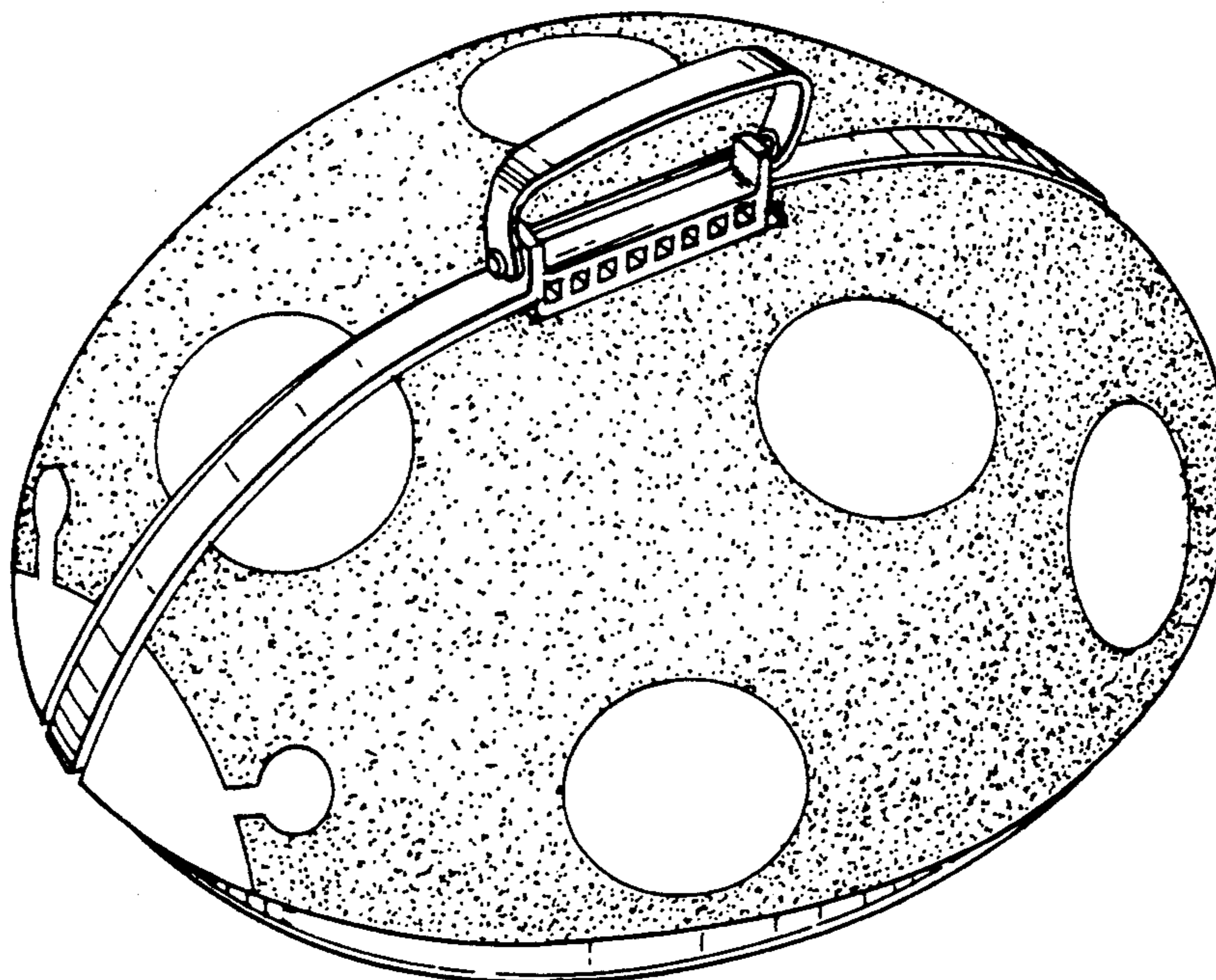
**DESCRIPTION**

FIG. 1 is a top and end and side perspective view of a box with handle showing my new design, the box being closed;

FIG. 2 is a top plan view thereof;

FIG. 3 is an end elevational view thereof, the box being open, the side opposite that shown in FIG. 3 being the mirror image thereof; and,

FIG. 4 is a side elevational view thereof, the box being open, the side opposite that shown in FIG. 4 being the mirror image thereof.



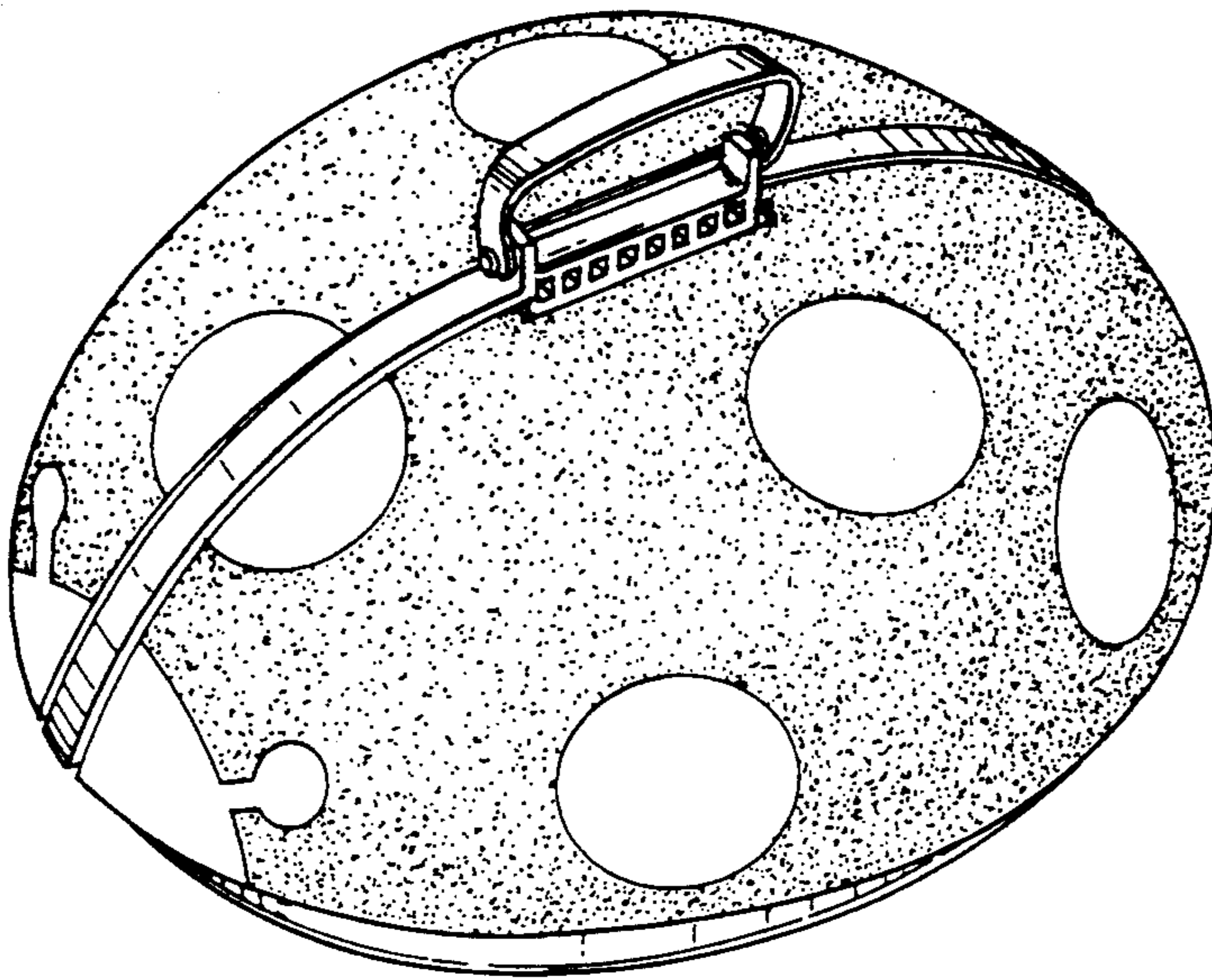


FIG. 1

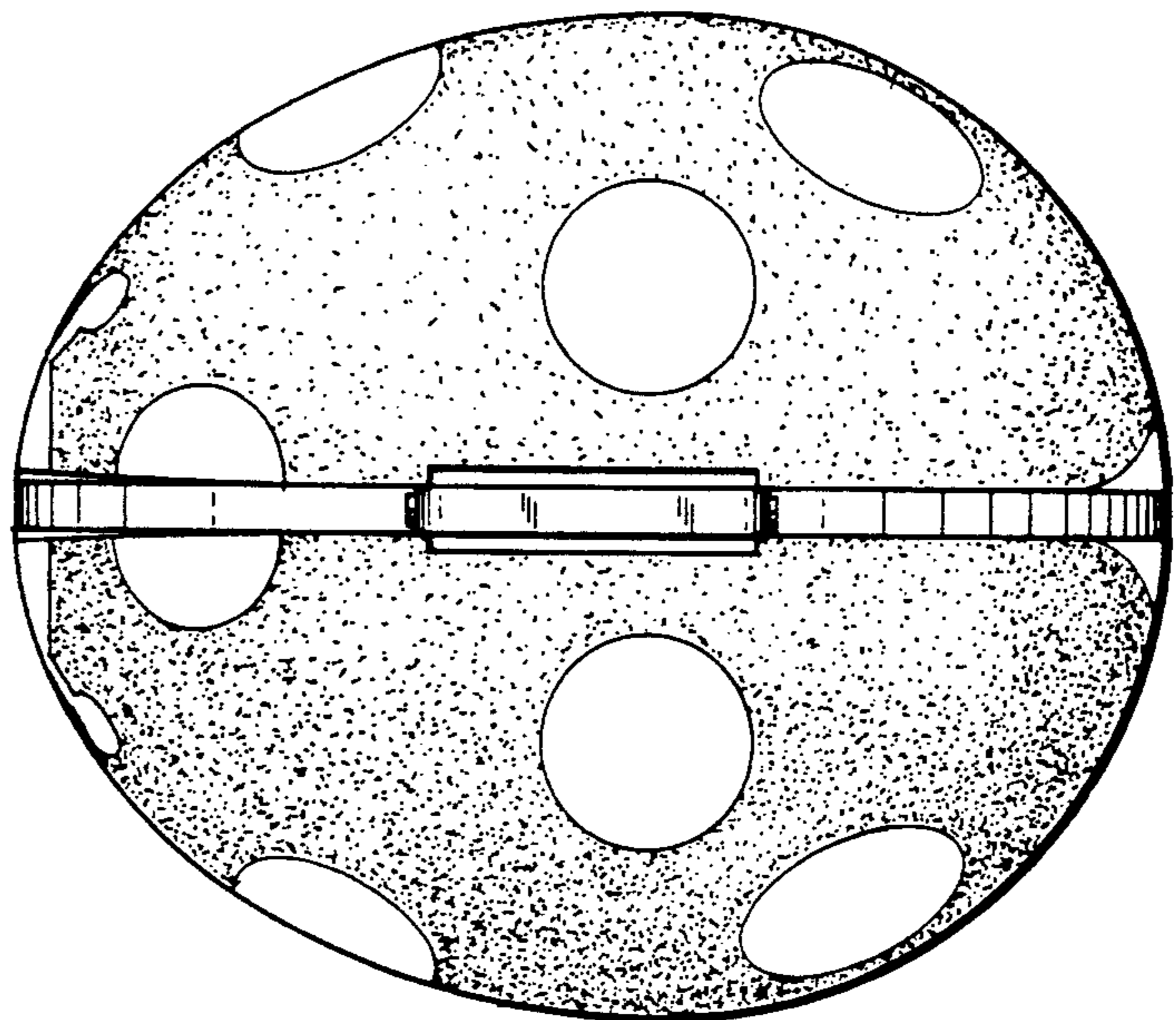


FIG. 2

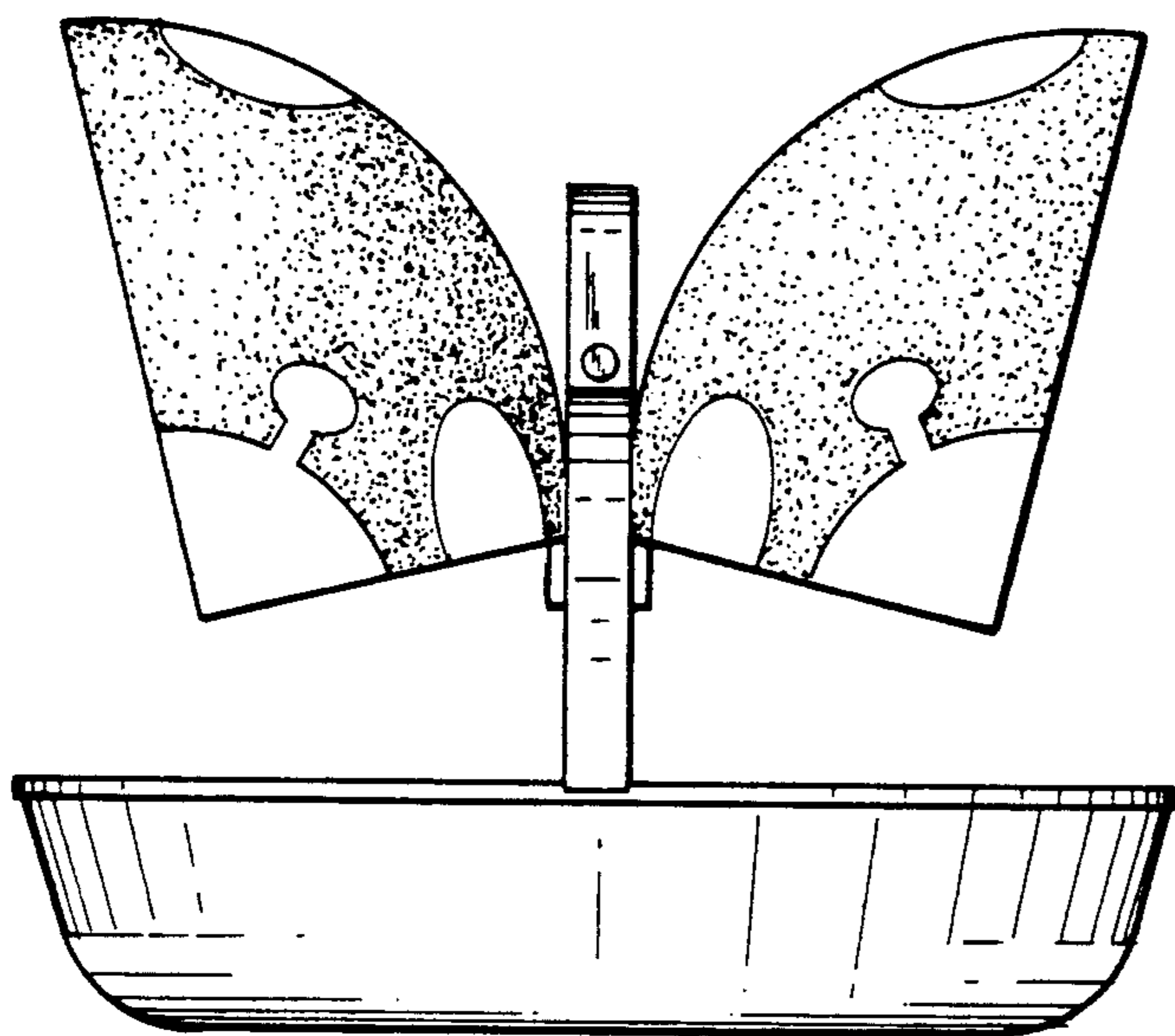


FIG. 3

FIG. 4

