



US00D343502S

United States Patent [19]

[11] Patent Number: **Des. 343,502**

Cessor

[45] Date of Patent: **** Jan. 25, 1994**

[54] SHOE UPPER

[75] Inventor: **Susan D. Cessor, Portland, Oreg.**

[73] Assignee: **Nike, Inc., Beaverton, Oreg.**

[**] Term: **14 Years**

[21] Appl. No.: **7,019**

[22] Filed: **Apr. 15, 1993**

[52] U.S. Cl. **D2/970**

[58] Field of Search **D2/264, 265, 272-275, D2/308-314; 36/45, 50, 83, 84, 89, 100-107, 112-114, 132, 136**

FOREIGN PATENT DOCUMENTS

594774 3/1934 Fed. Rep. of Germany .

864069 1/1953 Fed. Rep. of Germany 36/117

OTHER PUBLICATIONS

Nike 1985 Catalog, Published Dec. 1984, pp. 16-17.

Nike 1986 Spring Catalog, Published Jun. 1985, pp. 17, 26, 36, 53, 54, 60 and 61.

Nike 1986 Fall Catalog, Published Jan. 1986, pp. 24, 30, 32, 56 and 102.

Nike 1987 Fall Catalog, Published Jan. 1987, pp. 54, 58, 104, 118, 124, 128 and 130.

Nike 1988 Spring Catalog, Published Jun. 1987, pp. 10, 40, 46 and 48.

Nike 1989 Spring Catalog, Published Jun. 1988, pp. 28, 134, 150 and 154.

Nike Spring 1990 Catalog, Published Jun. 1989, pp. 8, 22 and 92.

Nike Fall 1990 Catalog, Published Dec. 1989, pp. 28 and 92.

Nike Spring 1992 Catalog, Published May 1991, pp. 72, 74, 92 and 94.

Nike Fall 1992 Catalog, Published Dec. 1991, pp. 26, 50, 52 and 128.

Nike Spring 1993 Catalog, Published Jun. 1992, pp. 20, 48, 50, 116, and 130.

Primary Examiner—Louis S. Zarfes

Attorney, Agent, or Firm—Banner, Birch, McKie & Beckett

[56] References Cited

U.S. PATENT DOCUMENTS

D. 280,567	9/1985	Ji	D2/310
D. 283,173	4/1986	Malone	D2/309
D. 283,463	4/1986	Chassaing	D2/310
D. 284,039	6/1986	Yoshitake	D2/310
D. 293,500	1/1988	Tong et al.	D2/314
D. 294,192	2/1988	Igoe	D2/309
D. 295,529	4/1988	Brown et al.	D2/314
D. 295,578	5/1988	Tong	D2/310 X
D. 296,036	6/1988	Le	D2/278 X
D. 296,491	7/1988	Diaz	D2/312 X
D. 296,723	7/1988	Diaz	D2/312 X
D. 297,069	8/1988	Le	D2/312 X
D. 297,382	8/1988	Swett	D2/310 X
D. 297,587	9/1988	Selbiger et al.	D2/312 X
D. 299,784	2/1989	Brown et al.	D2/312 X
D. 300,282	3/1989	Brown et al.	D2/312 X
D. 300,983	5/1989	Le	D2/314
D. 305,379	1/1990	Brown et al.	D2/312 X
D. 307,509	5/1990	Kittle	D2/310 X
D. 309,823	8/1990	Kilgore et al.	D2/312 X
D. 310,291	9/1990	Selbiger	D2/310 X
D. 313,110	12/1990	Boucher et al.	D2/309 X
D. 321,084	10/1991	Miller et al.	D2/263
D. 323,924	2/1992	Earle	D2/310 X
D. 325,666	4/1992	Earle et al.	D2/314
D. 326,013	5/1992	Earle	D2/314
D. 328,517	8/1992	Hallenbeck	D2/275 X
D. 330,626	11/1992	McDonald et al.	D2/309 X
D. 330,967	11/1992	Aveni et al.	D2/275 X
D. 333,206	2/1993	Allen et al.	D2/315 X
D. 333,721	3/1993	Hatfield	D2/314
4,282,657	8/1981	Antonious	36/114 X
4,571,856	2/1986	Lin et al.	36/89
4,972,613	11/1990	Loveder	36/105

[57] CLAIM

The ornamental design for a shoe upper, as shown and described.

DESCRIPTION

FIG. 1 is a right side elevational view of a shoe upper showing my new design;

FIG. 2 is a right side elevational view of the shoe upper shown in FIG. 1 with the strap in another position;


FIG. 3 is a left side elevational view of the shoe upper shown in FIGS. 1 and 2;

FIG. 4 is a front elevational view of the shoe upper shown in FIGS. 1 and 2;

FIG. 5 is a rear elevational view of the shoe upper shown in FIGS. 1 and 2; and,

FIG. 6 is a top plan view of the shoe upper shown in FIGS. 1 and 2.

The broken line showing a shoe sole in FIGS. 1-5 is for illustrative purposes only and forms no part of the claimed design.



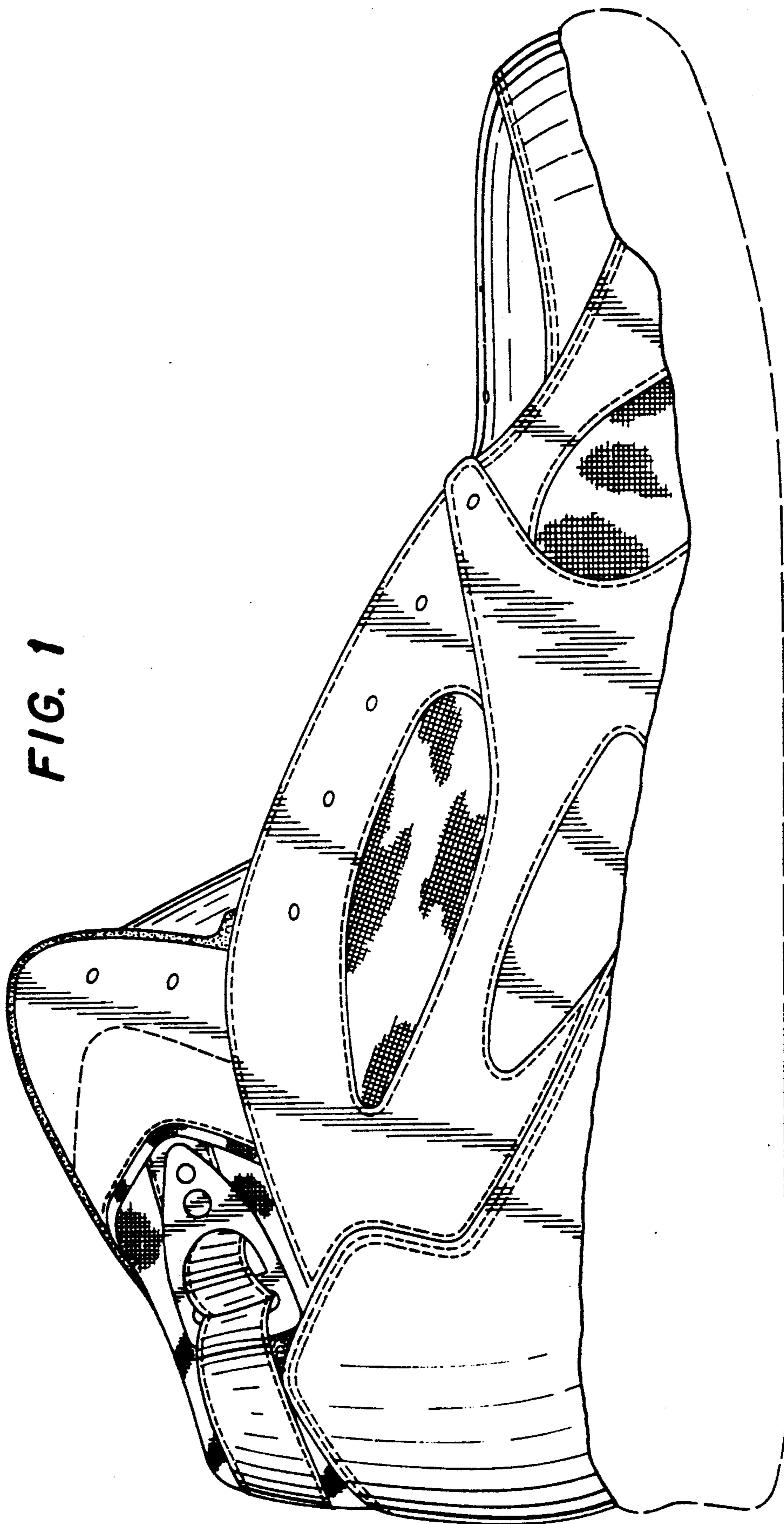
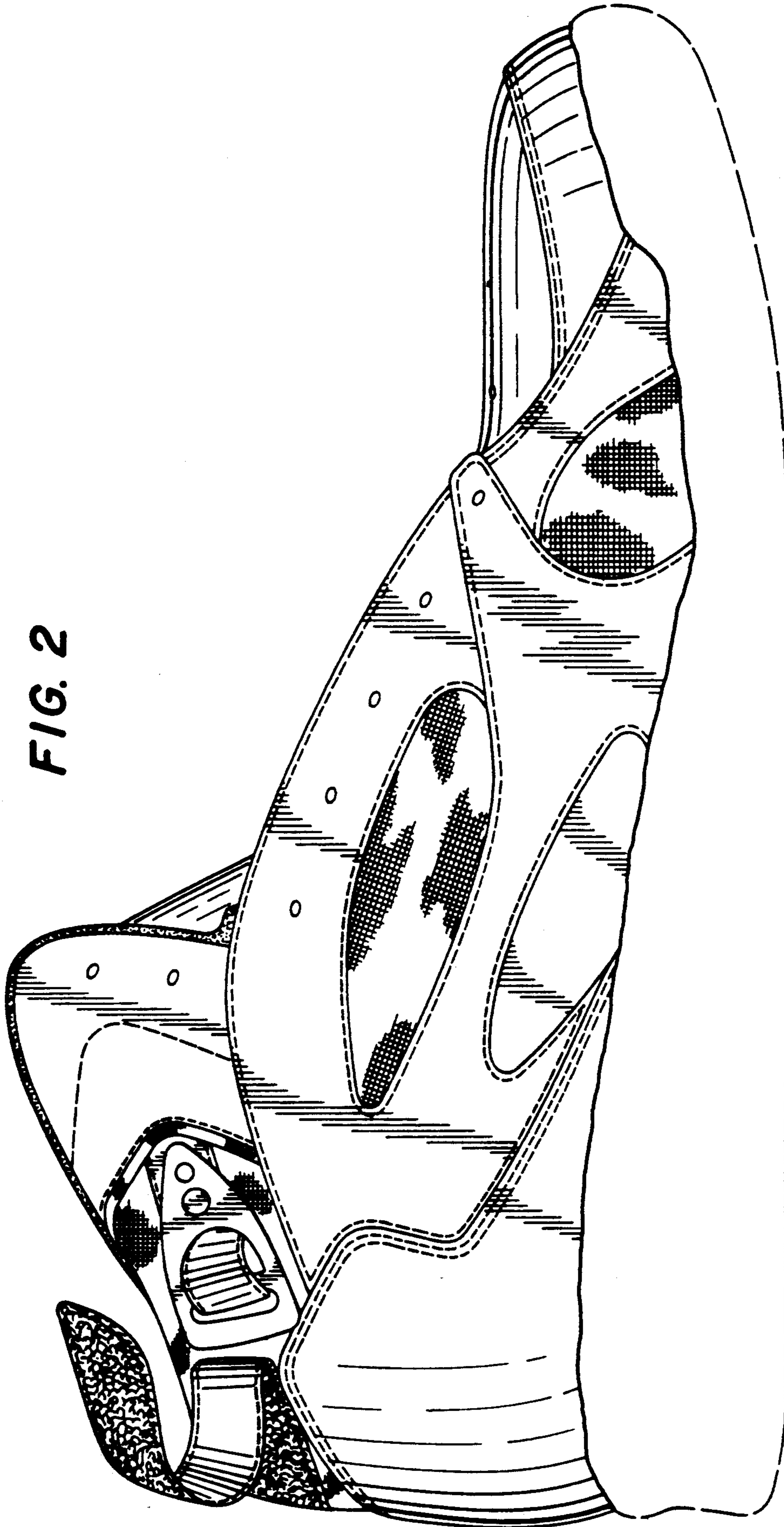


FIG. 1



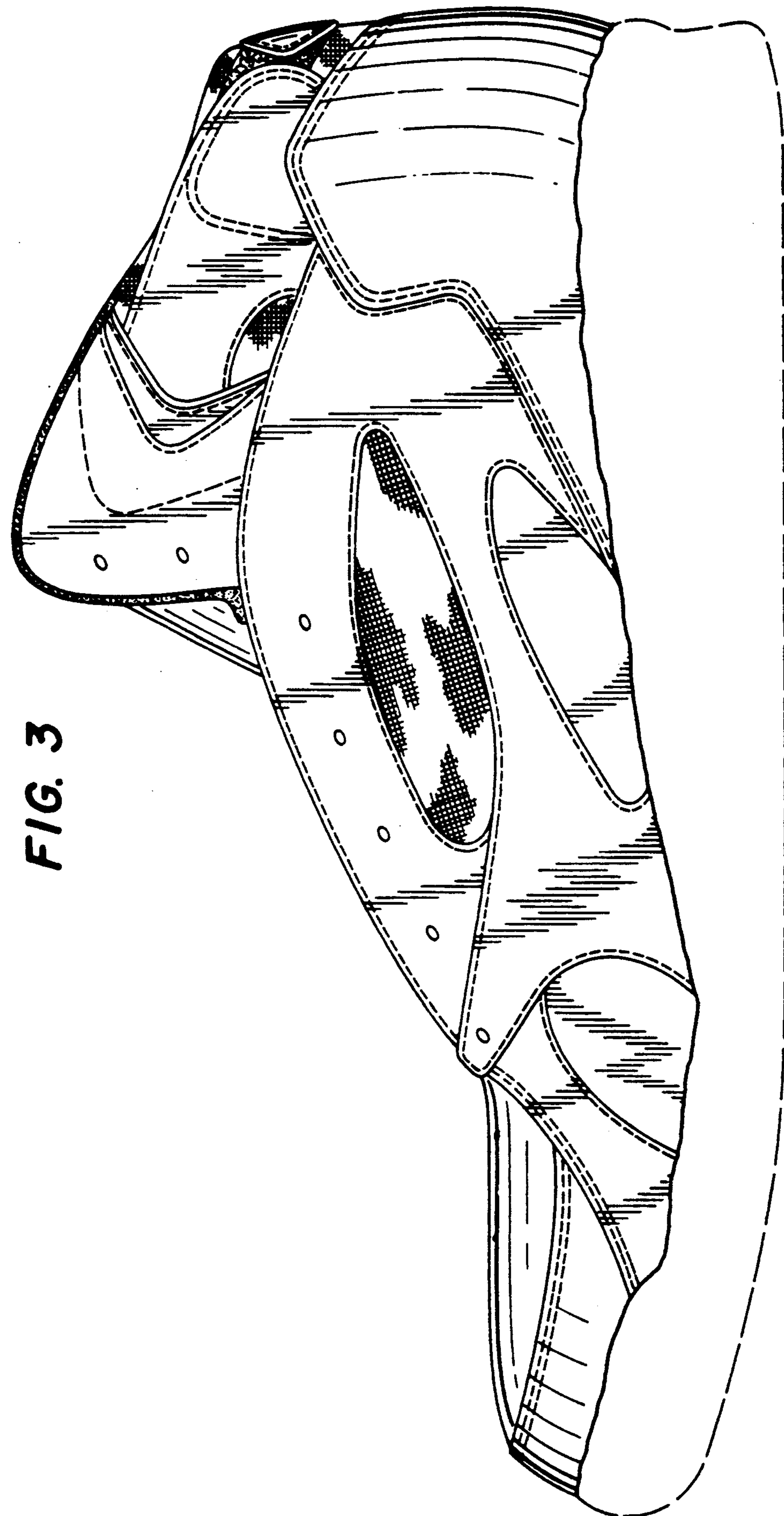


FIG. 3

FIG. 5

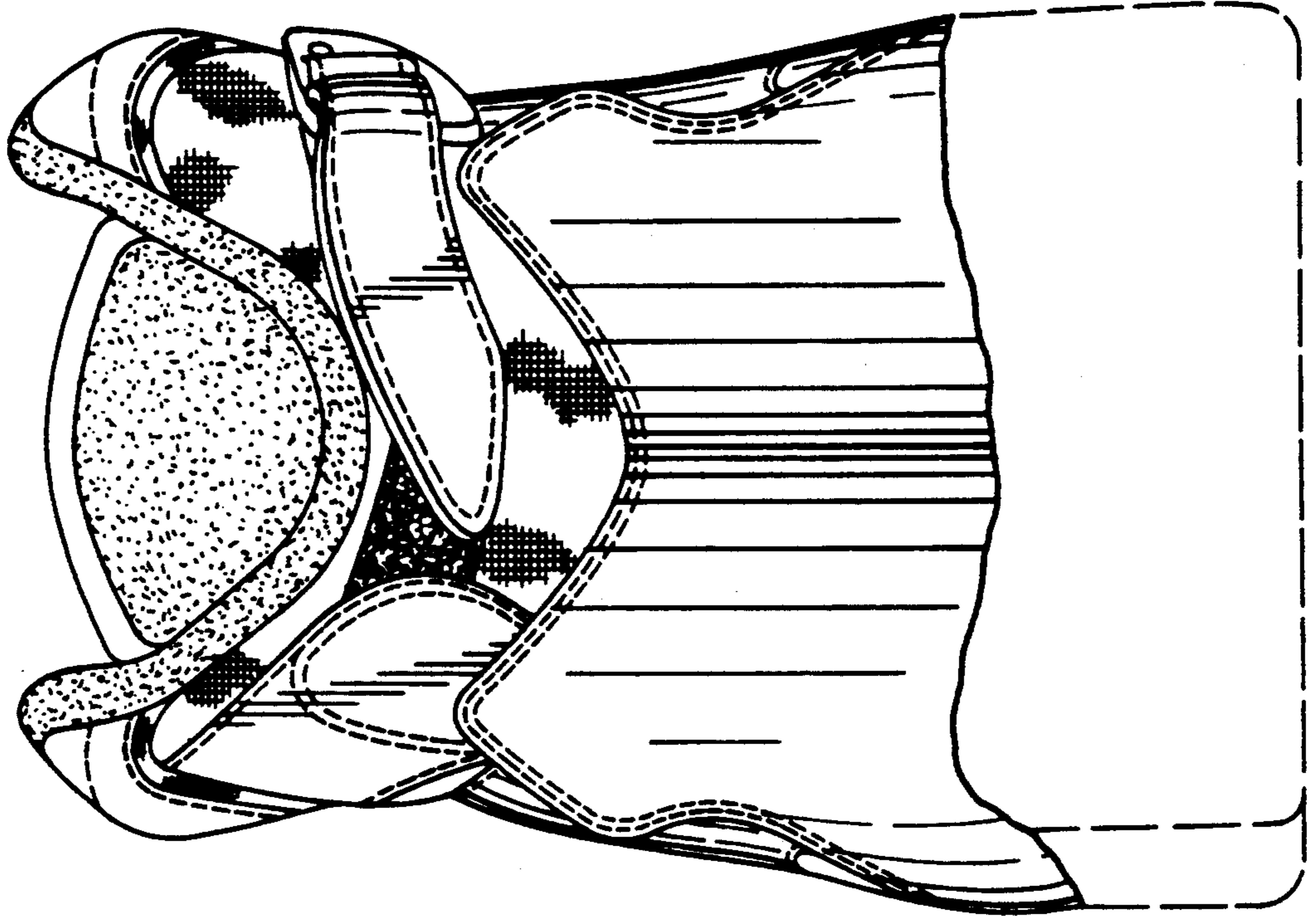


FIG. 4

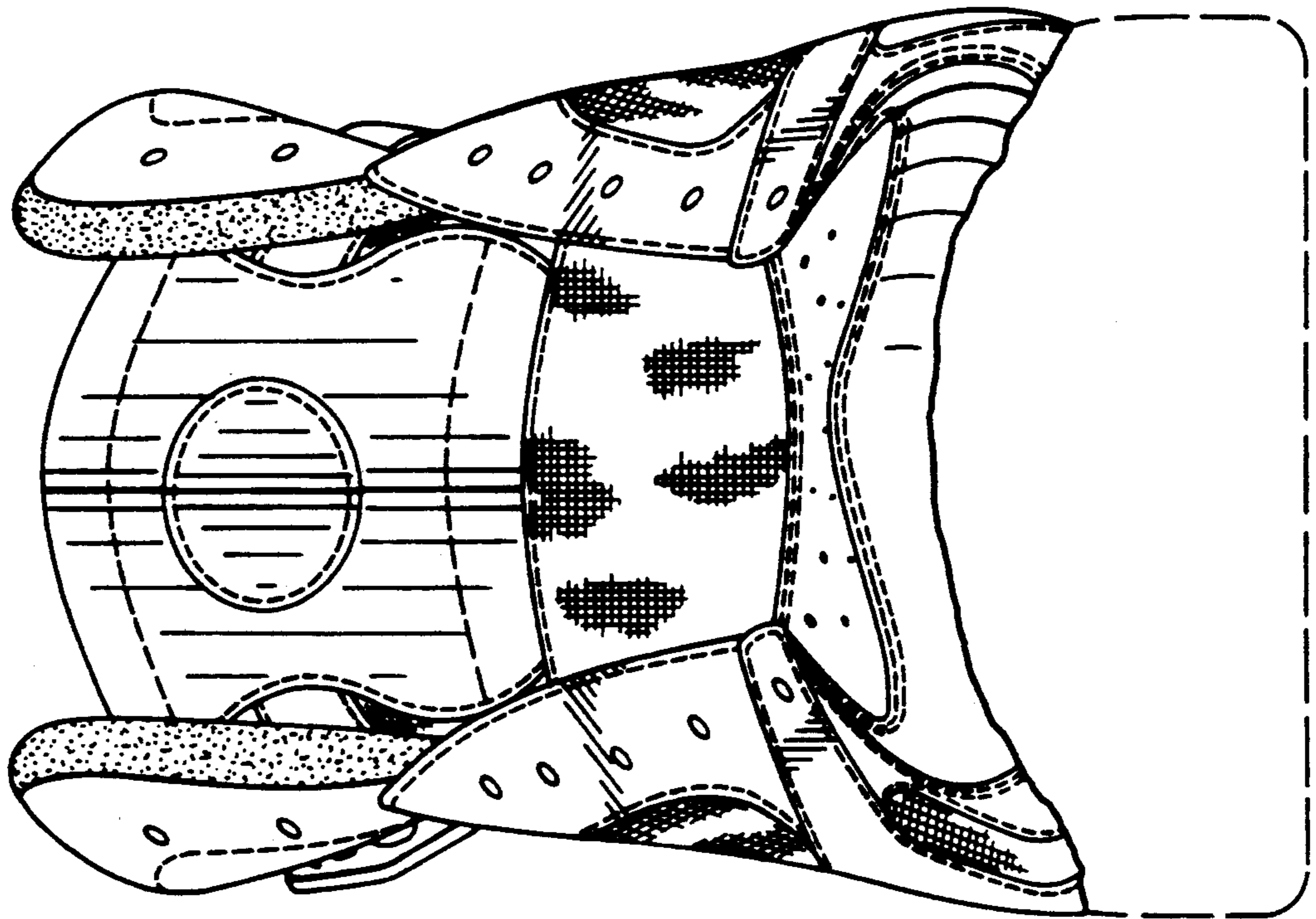


FIG. 6

