



US00D343499S

United States Patent [19]

[11] Patent Number: **Des. 343,499**

Diaz

[45] Date of Patent: **** Jan. 25, 1994**

[54] **ELEMENT OF ATHLETIC EQUIPMENT**

387,119 7/1888 Stevens D2/309 X
5,113,599 5/1992 Cohen et al. 36/88

[75] Inventor: **Juan A. Diaz, Weymouth, Mass.**

FOREIGN PATENT DOCUMENTS

[73] Assignee: **Reebok International Ltd.,
Stoughton, Mass.**

2005365 9/1970 Fed. Rep. of Germany .
27325 12/1903 United Kingdom 36/72 R

[**] Term: **14 Years**

Primary Examiner—Louis S. Zarfaz
Attorney, Agent, or Firm—Sterne, Kessler, Goldstein
and Fox

[21] Appl. No.: **847,707**

[22] Filed: **Mar. 6, 1992**

[52] U.S. Cl. **D2/972**

[57] CLAIM

[58] Field of Search D2/264, 265, 308-314,
D2/315, 326; 36/45, 83, 84, 89, 100-107, 88,
112-114, 132, 136, 72 R

The ornamental design for an element of athletic equip-
ment, as shown and described.

DESCRIPTION

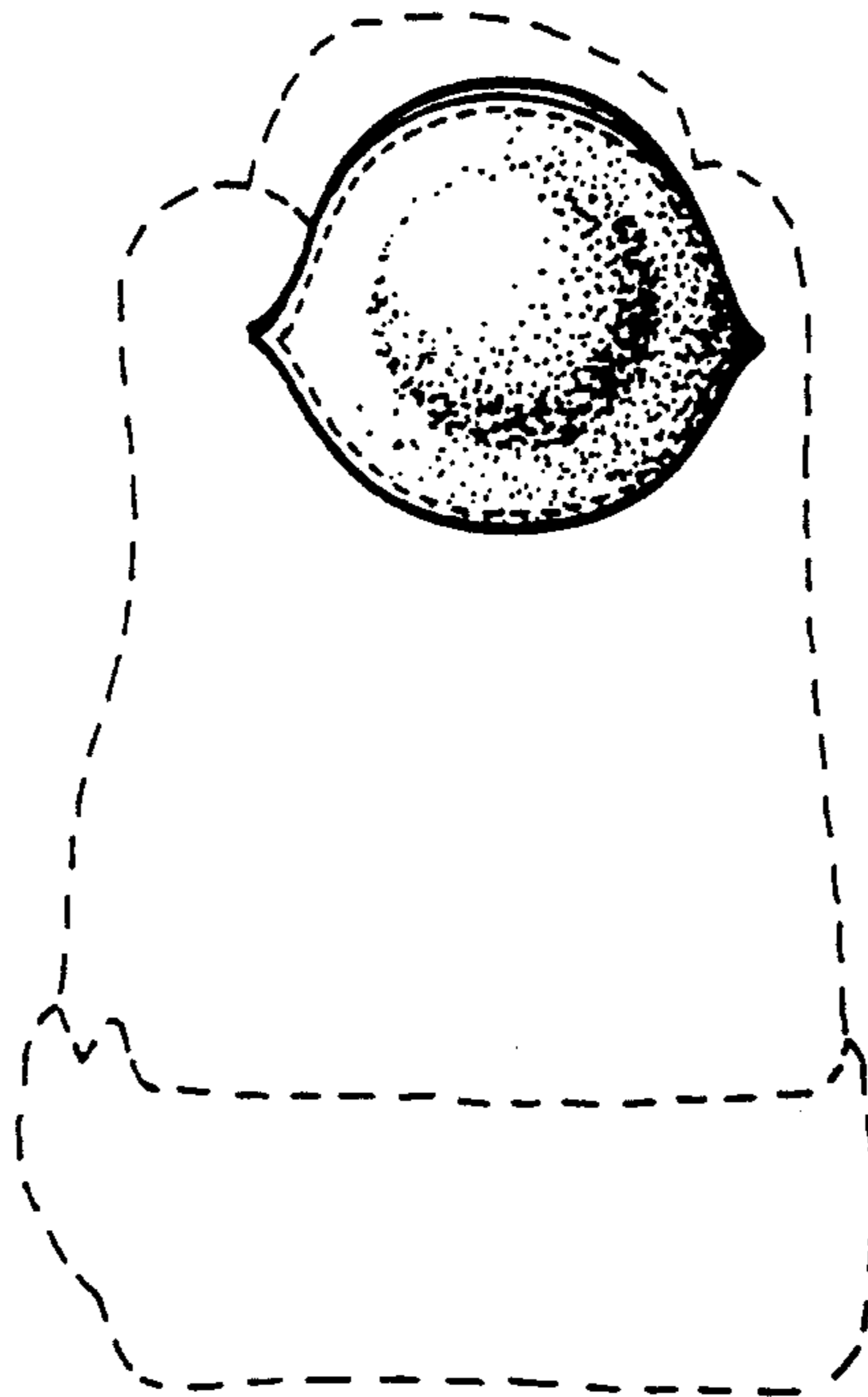
[56] References Cited

U.S. PATENT DOCUMENTS

- D. 103,602 3/1937 Spalsbury .
- D. 258,173 2/1981 Cohen D2/279
- D. 307,508 5/1990 Miller et al. D2/314
- D. 323,419 1/1992 Brown et al. D2/314
- D. 329,733 9/1992 Miller et al. D2/314
- D. 335,569 5/1993 Kittle et al. D2/315 X

FIG. 1 is a left side elevational view of an element of athletic equipment showing my new design;
FIG. 2 is a right side elevational view thereof;
FIG. 3 is a top plan view thereof; and,
FIG. 4 is a rear elevational view thereof.

The broken line showing of a piece of athletic equip-
ment in the figures is environmental only and forms no
part of the claimed design.






FIG. 1



FIG. 2

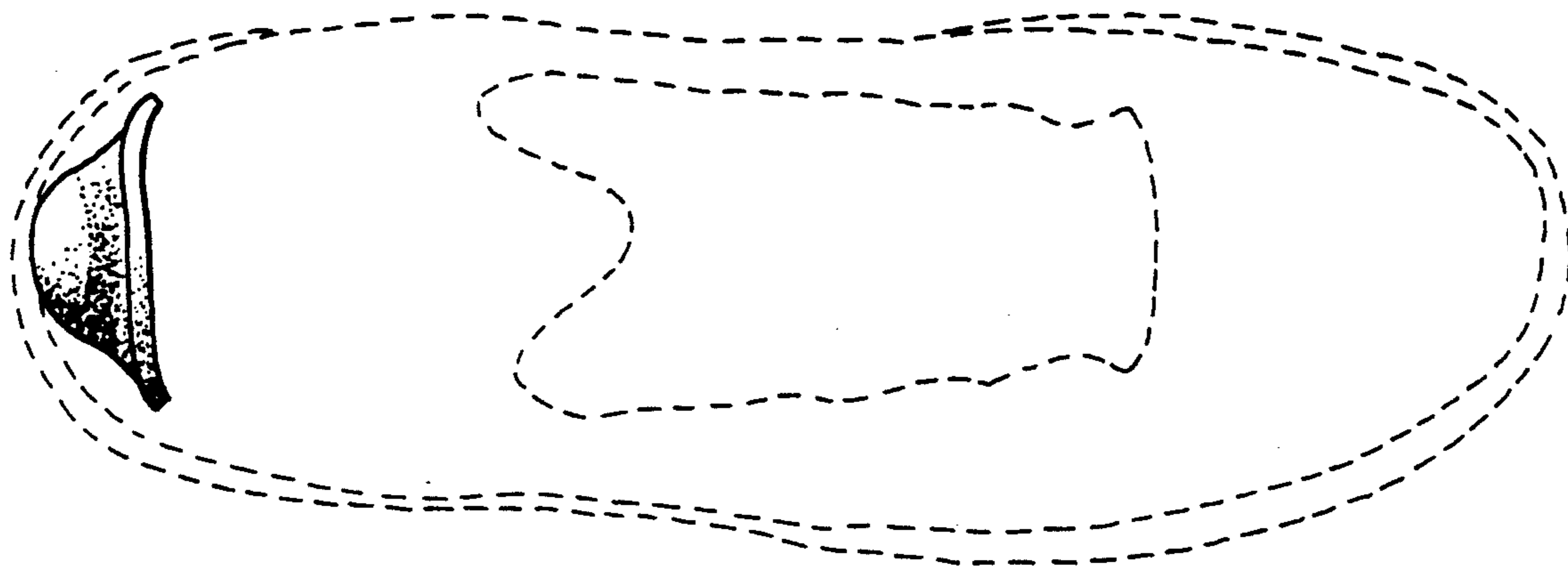


FIG. 3

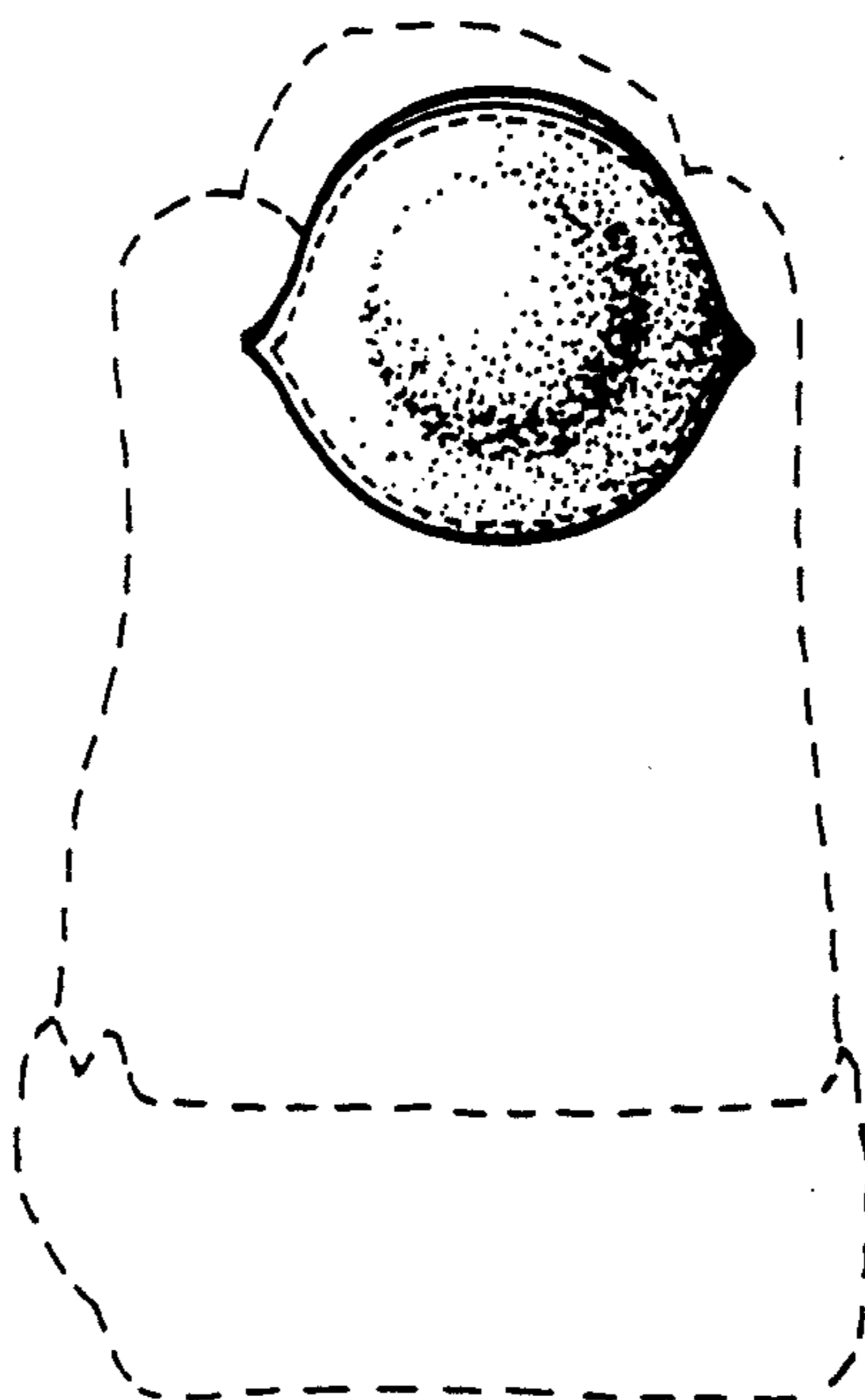


FIG. 4