



US00D343472S

United States Patent [19]

[11] Patent Number: **Des. 343,472**

Kang

[45] Date of Patent: **** Jan. 18, 1994**

[54] **LIGHTER**

792270 12/1935 France 431/136
1004327 3/1952 France 431/136

[76] Inventor: **Tae S. Kang**, 272 Village Circle Dr.,
Fort Lee, N.J. 07024

OTHER PUBLICATIONS

[**] Term: **14 Years**

Premium Practice and Business Promotion, Jan. 1952,
p. 80 lighter, located at top of page.
Form Catalogy, Jan. 1982, p. 70, lighter, item a at bot-
tom of the page.

[21] Appl. No.: **763,054**

[22] Filed: **Sep. 18, 1991**

[52] U.S. Cl. **D27/154**

[58] Field of Search 431/127-129,
431/132-141, 144; D27/154; 153

Primary Examiner—Wallace R. Burke
Assistant Examiner—H. Baynham
Attorney, Agent, or Firm—Klauber & Jackson

[56] **References Cited**

CLAIM

U.S. PATENT DOCUMENTS

[57] The ornamental design for a lighter, as shown and de-
scribed.


- D. 229,339 11/1973 Goto D27/157
- D. 233,528 11/1974 Racek D27/154
- D. 236,280 8/1975 Ohsawa D27/154
- D. 252,768 8/1979 Brand D27/154
- D. 262,744 1/1982 Stützer et al. D27/154 X
- 1,850,142 3/1932 Rosenthal 431/140
- 2,867,753 1/1959 Quandt 431/132

DESCRIPTION

FOREIGN PATENT DOCUMENTS

802109 12/1950 Fed. Rep. of Germany 431/136

FIG. 1 is a perspective view showing the lighter of my
new design;
FIG. 2 is a left side elevational view thereof;
FIG. 3 is a right side elevational view thereof;
FIG. 4 is a top plan view thereof;
FIG. 5 is a bottom plan view thereof;
FIG. 6 is a front elevational view thereof; and,
FIG. 7 is a rear elevational view thereof.






FIG. 1



FIG. 2



FIG. 3



FIG. 4



FIG. 5

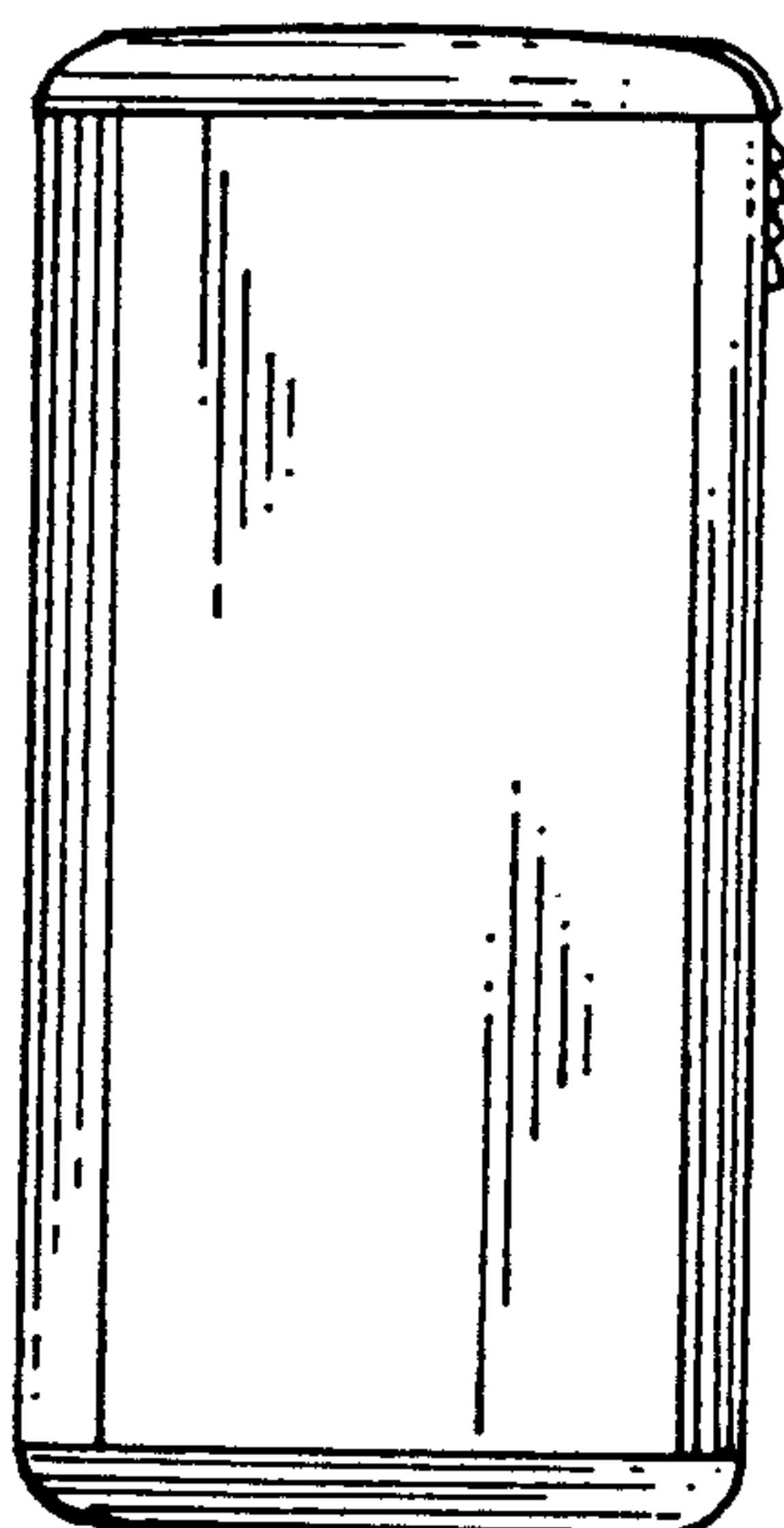


FIG. 6




FIG. 7