



US00D343465S

**United States Patent** [19]  
**Kazakidis**

[11] **Patent Number: Des. 343,465**  
[45] **Date of Patent: \*\* Jan. 18, 1994**

[54] **LANDSCAPE DIVIDER**

[76] **Inventor: Nicholas Kazakidis, 111 Bernice Dr., Bensenville, Ill. 60106**

[\*\*] **Term: 14 Years**

[21] **Appl. No.: 760,225**

[22] **Filed: Sep. 16, 1991**

[52] **U.S. Cl. .... D25/164**

[58] **Field of Search ..... 52/102; D25/164**

[56] **References Cited**

**U.S. PATENT DOCUMENTS**

D. 55,703	3/1896	Schafer .....	52/102
112,998	1/1939	Honker .....	D25/164
4,761,923	8/1988	Reom et al. ....	52/102
5,067,273	11/1991	Richwine .....	52/102

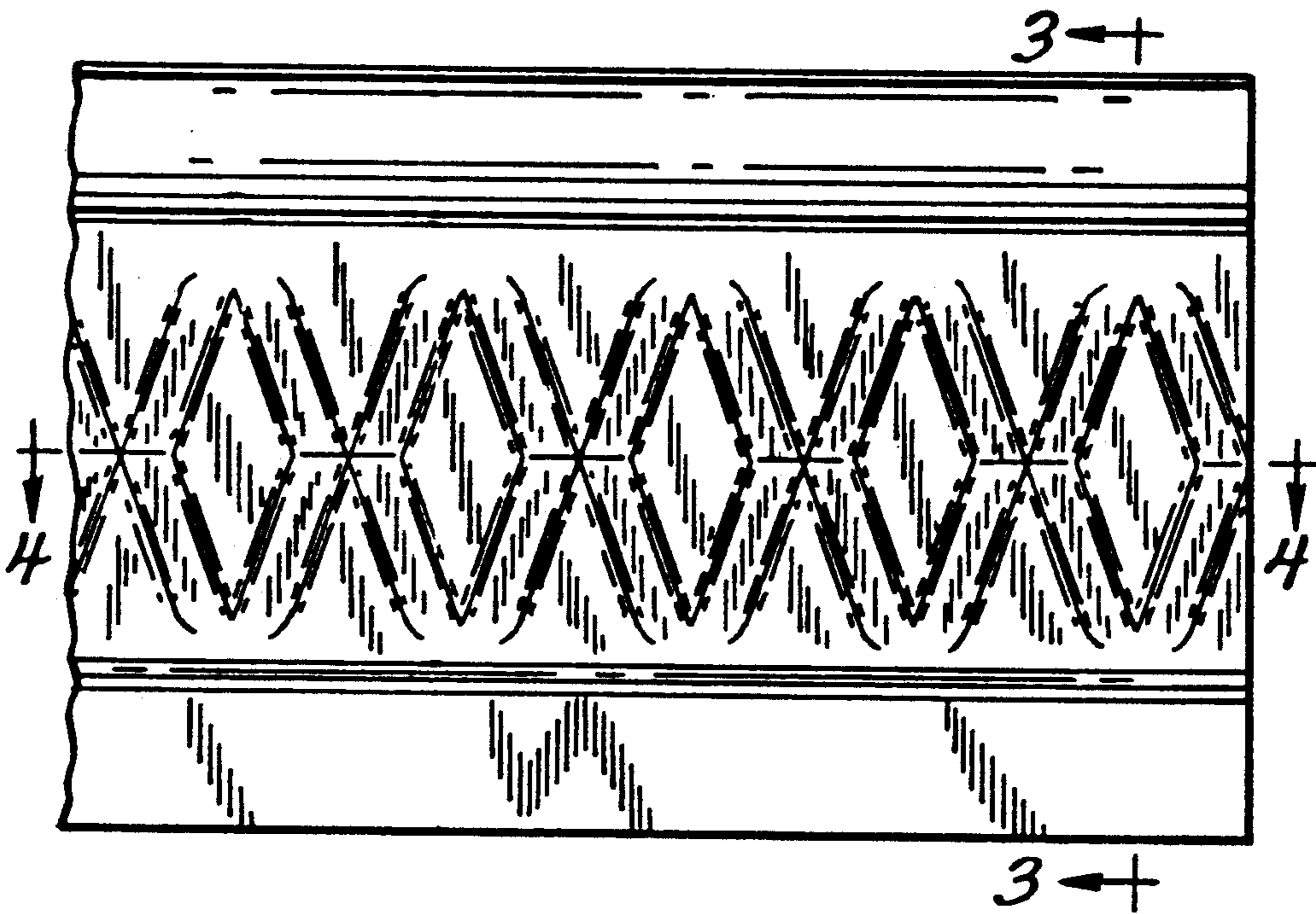
*Primary Examiner*—James R. Largen  
*Assistant Examiner*—Doris Clark  
*Attorney, Agent, or Firm*—Edward D. Gilhooly

[57] **CLAIM**

The ornamental design for a landscape divider, as shown and described.

**DESCRIPTION**

FIG. 1 is a front elevational view of the landscape divider showing my new design;  
FIG. 2 is an end elevational view of the landscape divider of FIG. 1, with the opposite end of the landscape divider having a mirror image of FIG. 2;  
FIG. 3 is a cross sectional view taken along line 3—3 of FIG. 1;  
FIG. 4 is a cross sectional view taken along line 4—4 of FIG. 1;  
FIG. 5 is a back elevational view of the landscape divider;  
FIG. 6 is a top plan view of the landscape divider of FIG. 1; and,  
FIG. 7 is a bottom plan view of the landscape divider of FIG. 1.



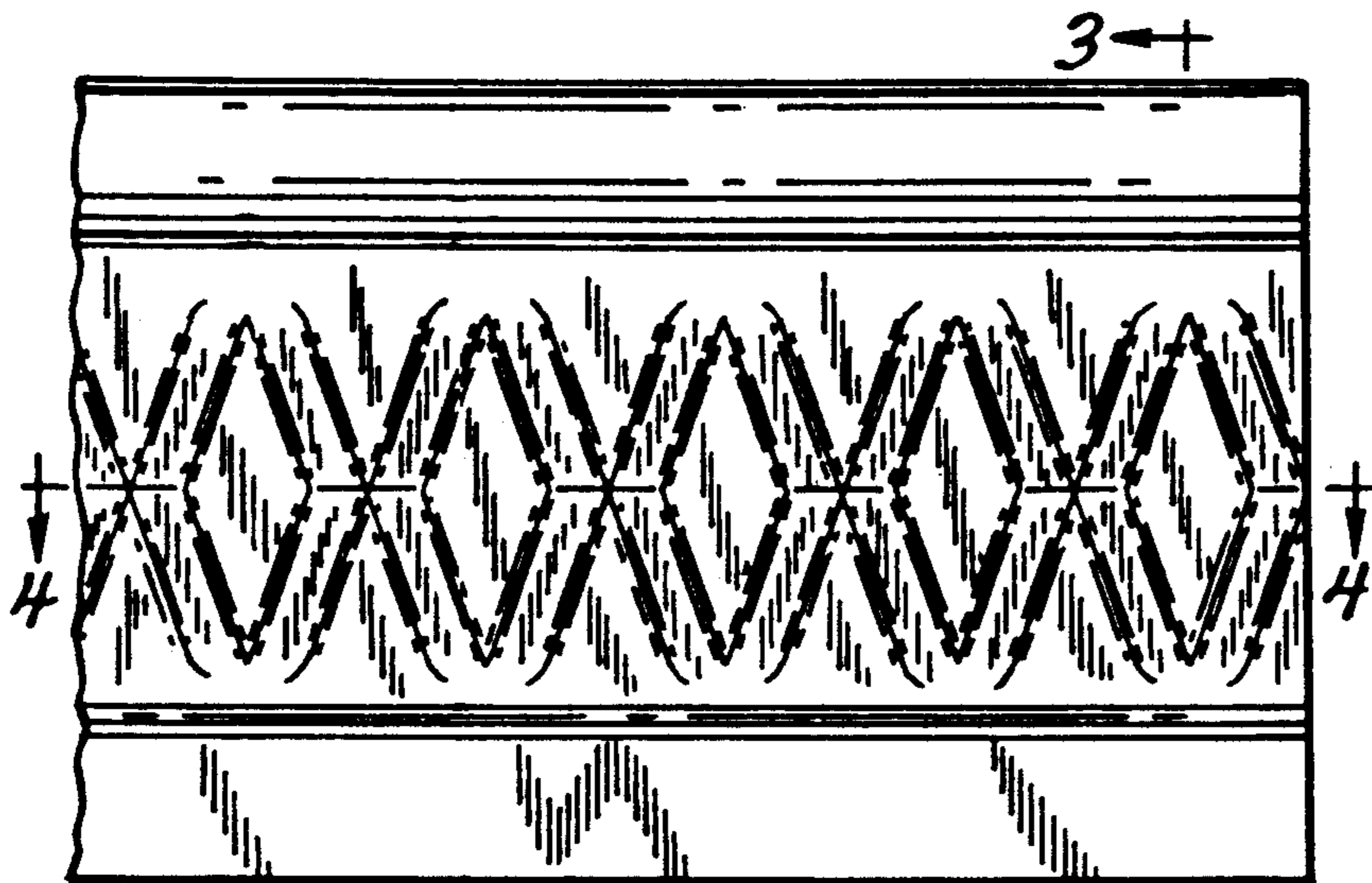


FIG. 1



FIG. 2




FIG. 4




FIG. 3

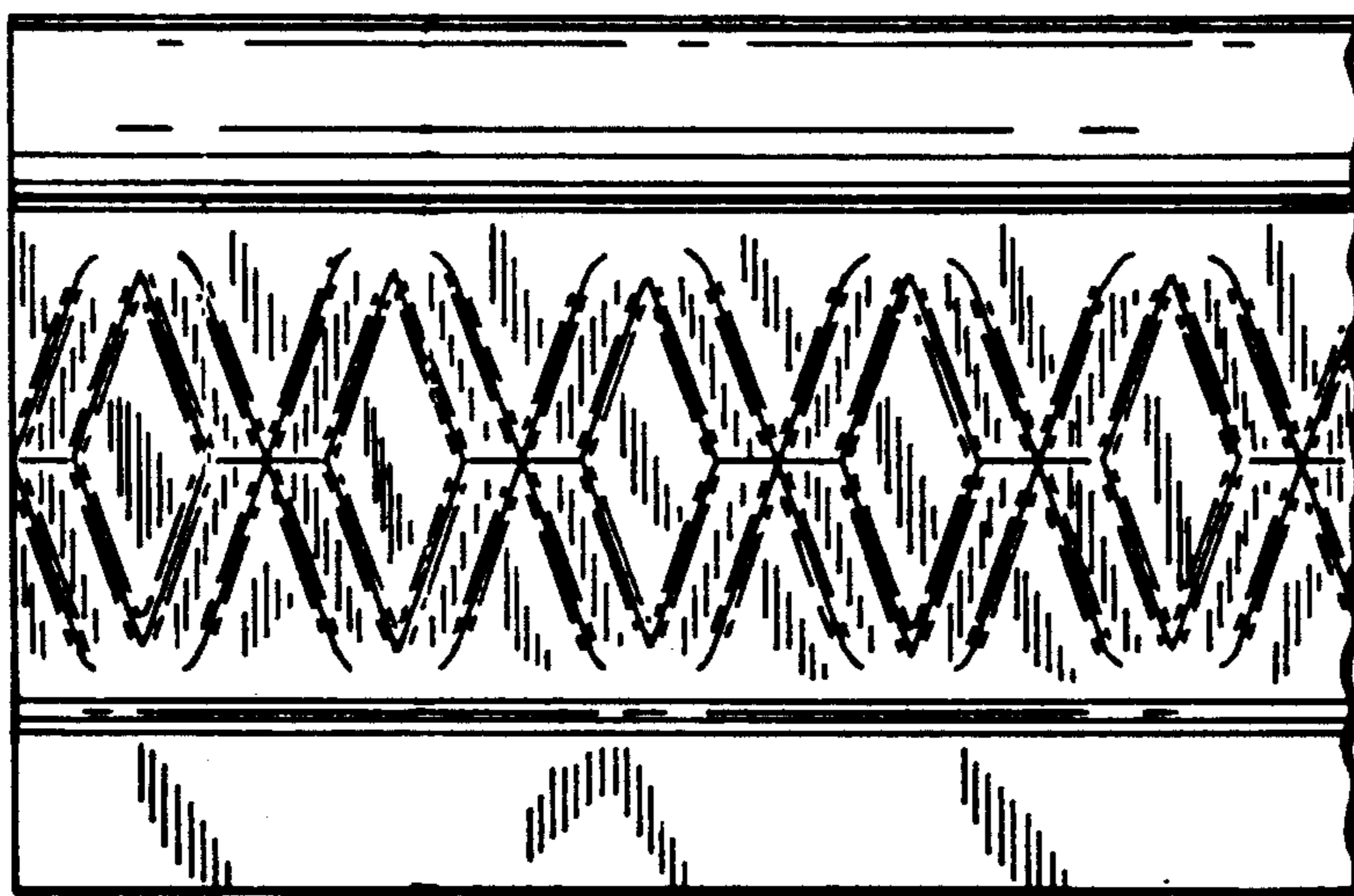


FIG. 5




FIG. 6




FIG. 7