



US00D343428S

United States Patent [19]

[11] Patent Number: **Des. 343,428**

Spangenberg et al.

[45] Date of Patent: **** Jan. 18, 1994**

[54] **ELEMENT FOR A TOY BUILDING SET**

[75] Inventors: **Stig A. M. Spangenberg, Vejle; Carsten Røn, Esbjerg, both of Denmark**

[73] Assignee: **Interlego A.G., Baar, Switzerland**

[**] Term: **14 Years**

[21] Appl. No.: **1,811**

[22] Filed: **Nov. 24, 1992**

[52] U.S. Cl. **D21/108**

[58] Field of Search **446/105, 114, 125, 128, 446/231; 273/424, 425; D21/108; D25/126**

[56] **References Cited**

U.S. PATENT DOCUMENTS

D. 290,721	7/1987	Ryaa	D21/108
D. 325,604	4/1992	Pagel	D21/108
D. 334,036	3/1993	Olsen	D21/108
5,094,643	3/1992	Bolli	446/125

OTHER PUBLICATIONS

Fastex Catalog 1972 p. 3 #14 (Design Catalog).

Primary Examiner—Bernard Ansher

Assistant Examiner—R. Barkai


Attorney, Agent, or Firm—Kane, Dalsimer, Sullivan, Kurucz, Levy, Eisele and Richard

[57] **CLAIM**

The ornamental design for an element for a toy building set, as shown and described.

DESCRIPTION

FIG. 1 is a top perspective view of the element for a toy building set showing our new design;
 FIG. 2 is a bottom perspective view thereof;
 FIG. 3 is a right side elevational view thereof;
 FIG. 4 is a front elevational view thereof, the rear being identical;
 FIG. 5 is a left side elevational view thereof;
 FIG. 6 is a top plan view thereof; and,
 FIG. 7 is a bottom plan view thereof.






FIG. 1




FIG. 2

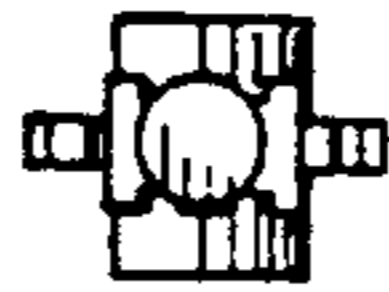


FIG. 7

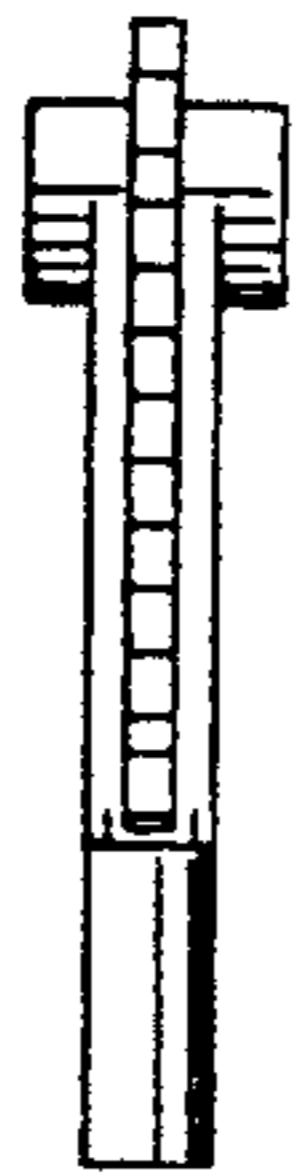


FIG. 5



FIG. 4

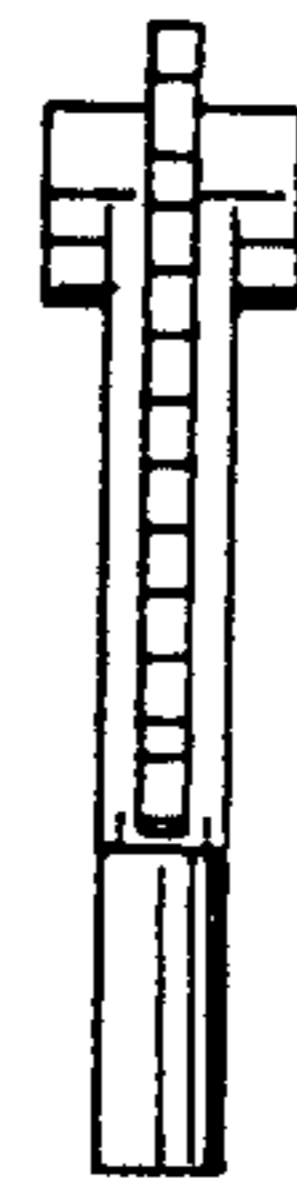


FIG. 3



FIG. 6