



US00D343423S

**United States Patent** [19]  
**Shiraishi**

[11] **Patent Number: Des. 343,423**

[45] **Date of Patent: \*\* Jan. 18, 1994**

[54] **DRIVING TOY**

[75] **Inventor: Masami Shiraishi, Tokyo, Japan**

[73] **Assignee: Combi Corporation, Tokyo, Japan**

[\*\*] **Term: 14 Years**

[21] **Appl. No.: 912,647**

[22] **Filed: Jul. 14, 1992**

[30] **Foreign Application Priority Data**

Jan. 29, 1992 [JP] Japan ..... 4-1892

[52] **U.S. Cl. .... D21/59; D21/250**

[58] **Field of Search ..... 446/7; 434/29, 30;  
D21/59, 63, 64, 250; D19/63**

[56] **References Cited**

**U.S. PATENT DOCUMENTS**

D. 193,898 10/1962 Braun ..... D21/250

D. 197,339 1/1964 Jaffe ..... D19/63 X  
3,231,988 2/1966 Freyde ..... 446/1 X  
3,657,457 4/1972 Paynter ..... 446/1 X

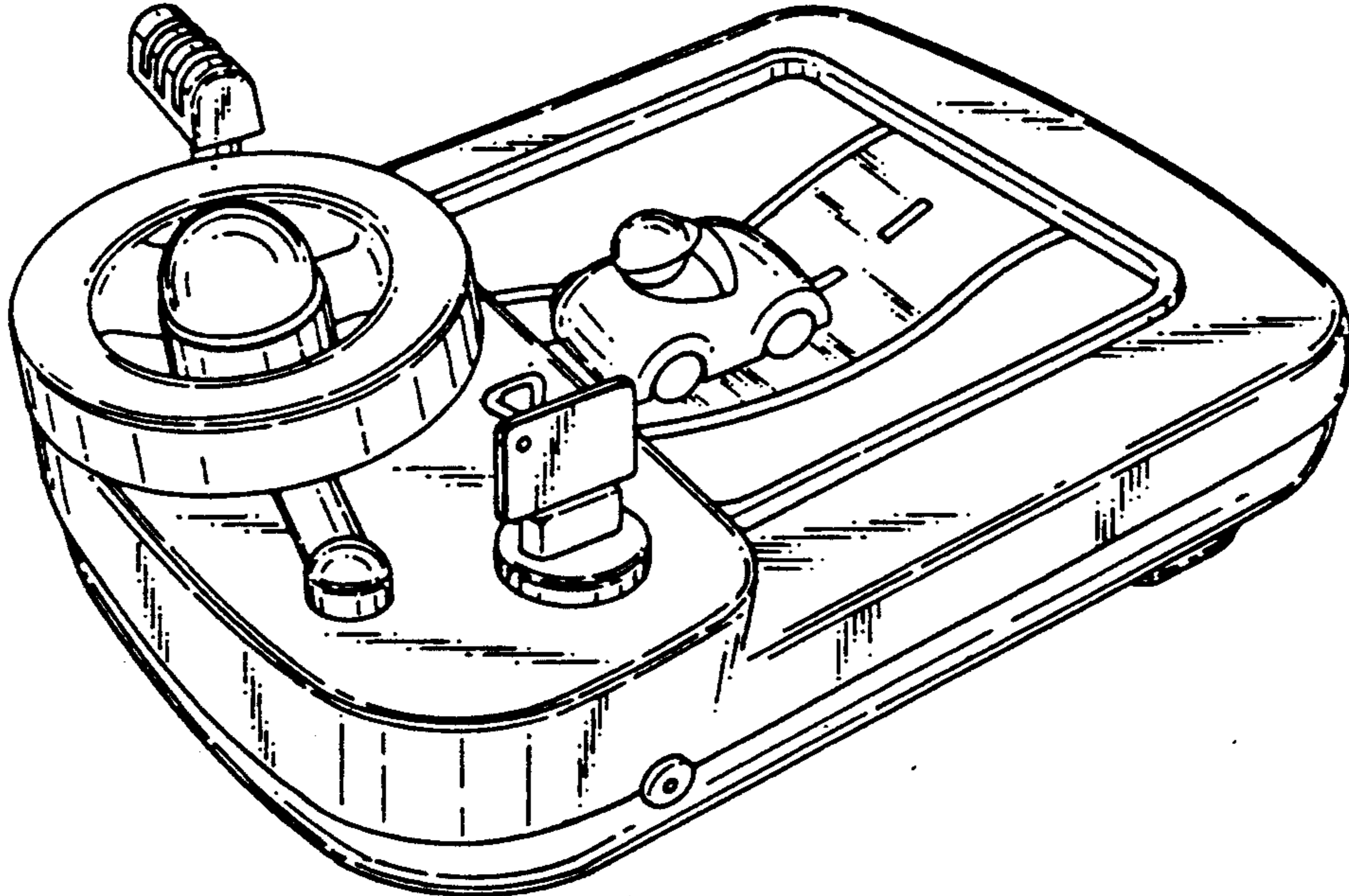
*Primary Examiner*—Bernard Ansher  
*Assistant Examiner*—Dominic Simone  
*Attorney, Agent, or Firm*—Sughrue, Mion, Zinn  
Macpeak & Seas

[57] **CLAIM**

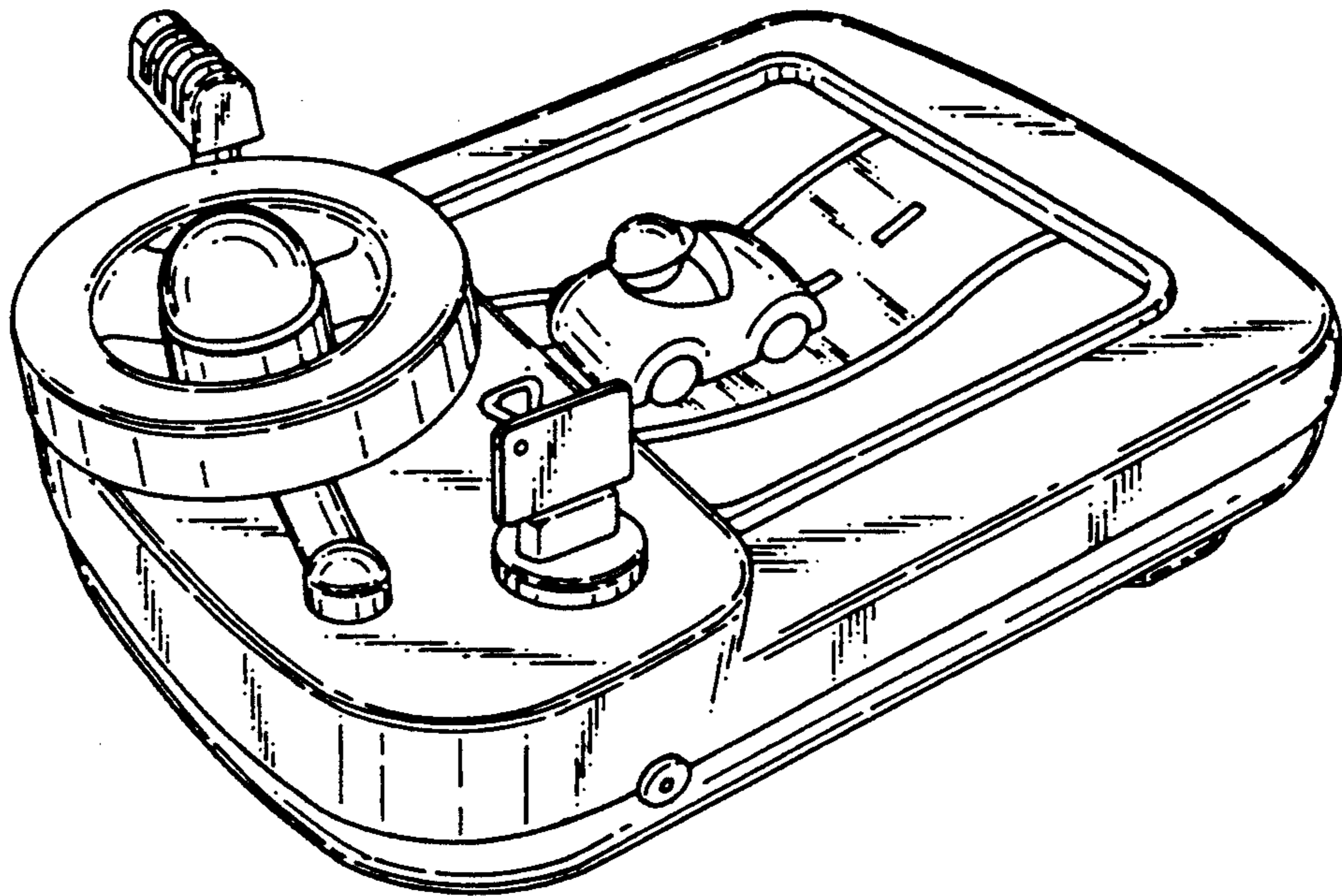
The ornamental design for a driving toy, as shown.

**DESCRIPTION**


FIG. 1 is a front, top and right side perspective view of a driving toy showing my new design; FIG. 2 is a front elevational view thereof; FIG. 3 is a rear elevational view thereof; FIG. 4 is a top plan view thereof; FIG. 5 is a bottom plan view thereof; FIG. 6 is a left side elevational view thereof; and, FIG. 7 is a right side elevational view thereof.




*Fig. 1*



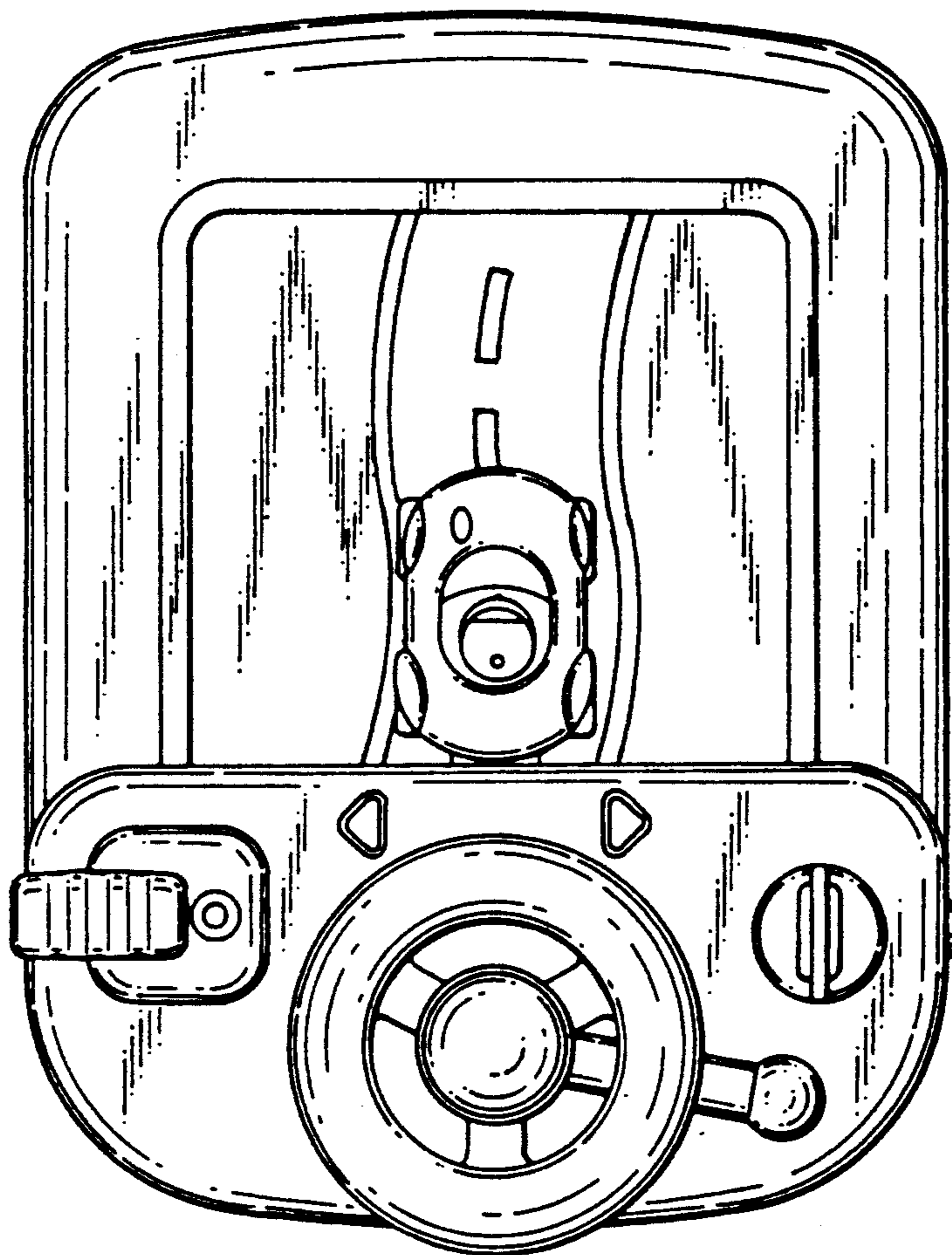
*Fig. 2*



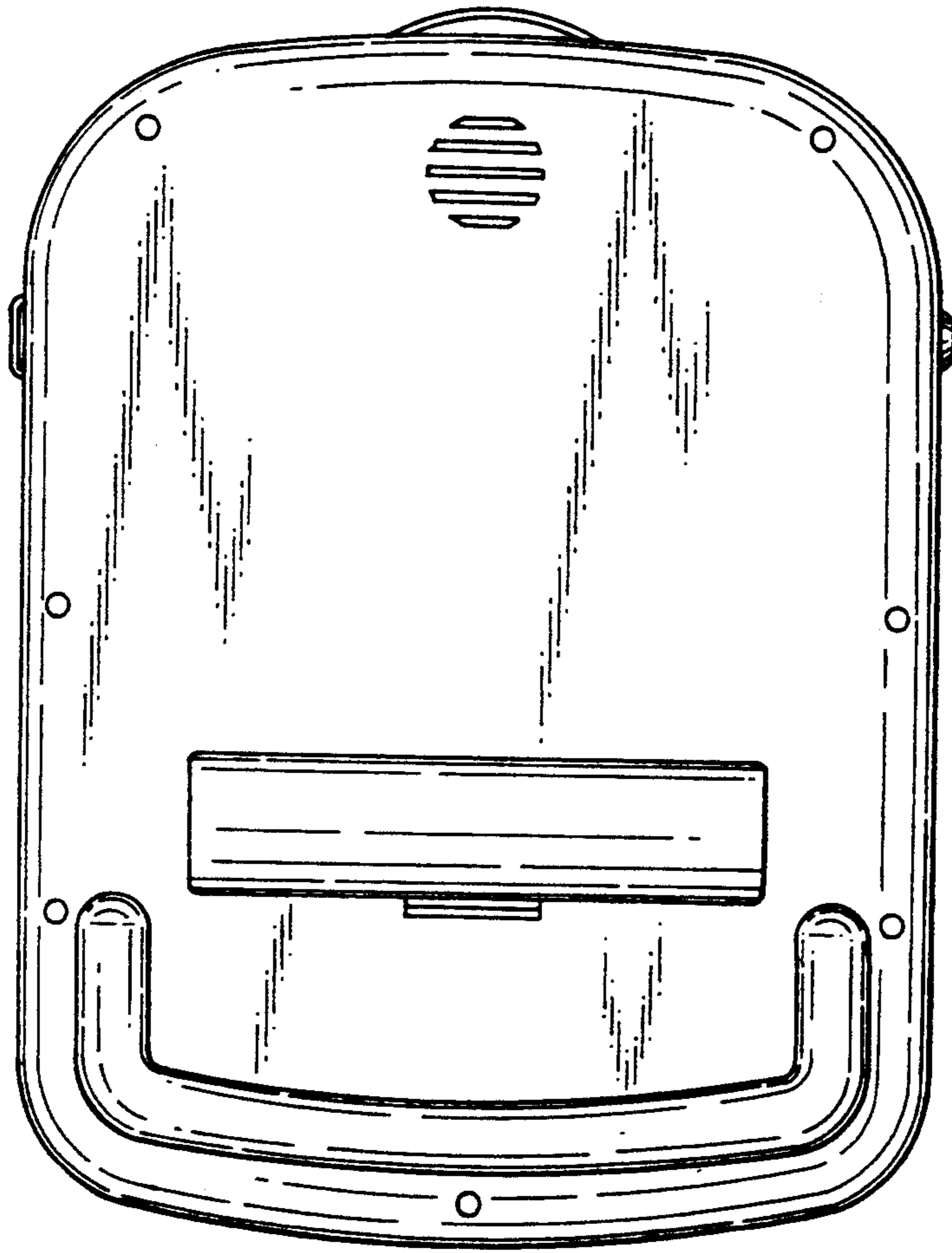
*Fig. 3*




*Fig. 4*



*Fig. 5*



*Fig. 6*



*Fig. 7*

