



US00D343418S

United States Patent [19]

[11] Patent Number: **Des. 343,418**

Dugelay

[45] Date of Patent: **** Jan. 18, 1994**

- [54] PEN
- [75] Inventor: **Ines Dugelay, Paris, France**
- [73] Assignee: **Stypen S.A., Joigny, France**
- [**] Term: **14 Years**
- [21] Appl. No.: **869,599**
- [22] Filed: **Apr. 15, 1992**
- [52] U.S. Cl. **D19/51; D19/43; D19/48; D19/56**
- [58] Field of Search **401/221, 222, 243-247; D19/41-51, 35, 36, 54-58, 81-85**

D. 332,637 1/1993 Hesse D19/48 X

Primary Examiner—Nelson C. Holtje
Assistant Examiner—Martie Thompson
Attorney, Agent, or Firm—Kuhn & Muller

[57] CLAIM

The ornamental design for a pen, as shown and described.

DESCRIPTION

FIG. 1 is a front elevational view of a pen showing my new design;
 FIG. 2 is a right side elevational view, the left side being a mirror image thereof;
 FIG. 3 is a rear elevational view thereof;
 FIG. 4 is a top plan view thereof;
 FIG. 5 is a bottom plan view thereof;
 FIG. 6 is a front elevational view with the cap member removed for convenience of illustration;
 FIG. 7 is a right side elevational view of FIG. 6, the left side being a mirror image thereof;
 FIG. 8 is a rear elevational view of FIG. 6; and,
 FIG. 9 is a top plan view of FIG. 6.

[56] **References Cited**
U.S. PATENT DOCUMENTS

D. 096,022	6/1935	Cuthbert	D19/51
D. 138,544	8/1944	Rohrer	D19/51
D. 159,095	6/1950	Peterson et al.	D19/51
D. 181,244	10/1957	Zierhut	D19/51
D. 182,162	2/1958	Carreison	D19/51
D. 215,042	8/1969	DiSpirito	D19/51
D. 251,465	10/1980	Zierhut	D19/48 X

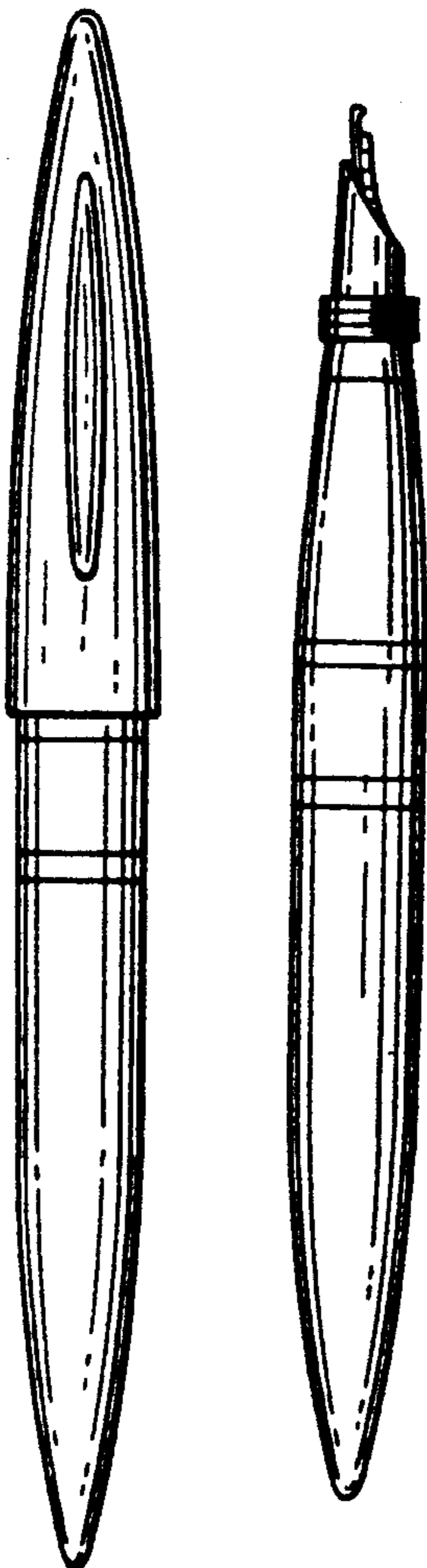


FIG. 1




FIG. 2

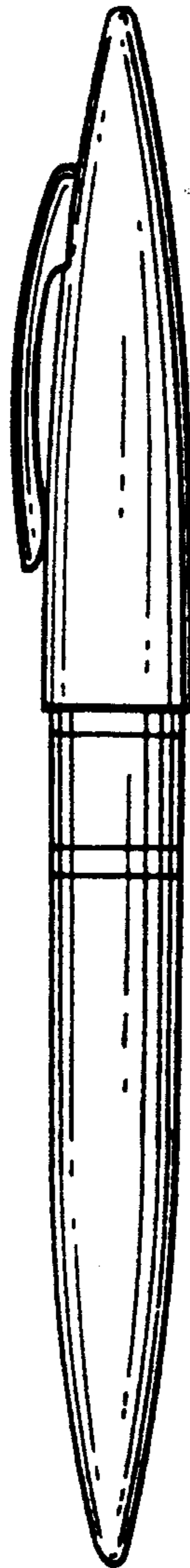


FIG. 3

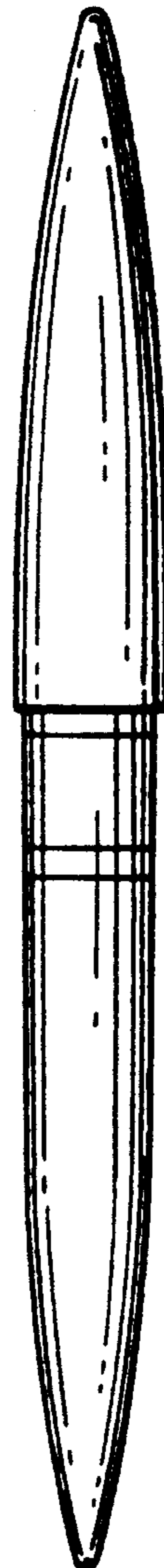


FIG. 4



FIG. 5



FIG. 6




FIG. 7



FIG. 8



FIG. 9

