



US00D343396S

United States Patent [19]

Yamashita et al.

[11] Patent Number: Des. 343,396

[45] Date of Patent: ** Jan. 18, 1994

[54] **COMBINED SPEAKER BOX AND SCREEN**

[75] Inventors: Mamoru Yamashita; Hideto Ashida; Koji Mochizuki; Osamu Sugihara, all of Osaka; Tadashi Sumino, Kyoto; Kenichi Wada, Osaka, all of Japan

[73] Assignee: Matsushita Electric Industrial Co., Ltd., Osaka, Japan

[**] Term: 14 Years

[21] Appl. No.: 877,119

[22] Filed: May 1, 1992

[30] **Foreign Application Priority Data**

Nov. 7, 1991 [JP] Japan 3-33882
[52] U.S. Cl. D14/204; D14/128
[58] Field of Search 181/141, 144, 148, 150, 181/156-157, 171, 198, 199; 358/60, 237-239, 254-255; 359/443-445, 461; D14/204, 207-216, 128, 129; D16/241

[56] **References Cited**

U.S. PATENT DOCUMENTS

- D. 247,176 2/1978 Girson et al. D14/128
- D. 262,704 1/1982 Pierog D14/128
- D. 267,875 2/1983 Mitchell et al. D14/128
- D. 277,482 2/1985 Matsuda et al. D14/239
- D. 284,875 7/1986 Howard D16/241

- D. 314,570 2/1991 Newman D14/128
- D. 321,346 11/1991 Sugiyama D14/129
- 4,705,355 11/1987 Espo 359/443

FOREIGN PATENT DOCUMENTS

0422954 5/1948 Italy 359/444

Primary Examiner—Bernard Ansher
Assistant Examiner—Sandra Morris
Attorney, Agent, or Firm—Sughrue, Mion, Zinn Macpeak & Seas

[57] **CLAIM**

The ornamental design for a combined speaker box and screen, as shown and described.

DESCRIPTION

FIG. 1 is a front, top and right side perspective view of a combined speaker box and screen showing our new design, with a retractable screen in raised, projected position;
FIG. 2 is a front elevational view thereof;
FIG. 3 is a right side elevational view thereof;
FIG. 4 is a top plan view thereof;
FIG. 5 is a bottom plan view thereof;
FIG. 6 is a rear elevational view thereof;
FIG. 7 is a left side perspective view thereof; and,
FIG. 8 is a front, top and right side perspective thereof, with the screen in retracted position within the speaker box and with a pivotable cover within the top of the speaker box overlying the retracted screen.




FIG. 1




FIG. 2

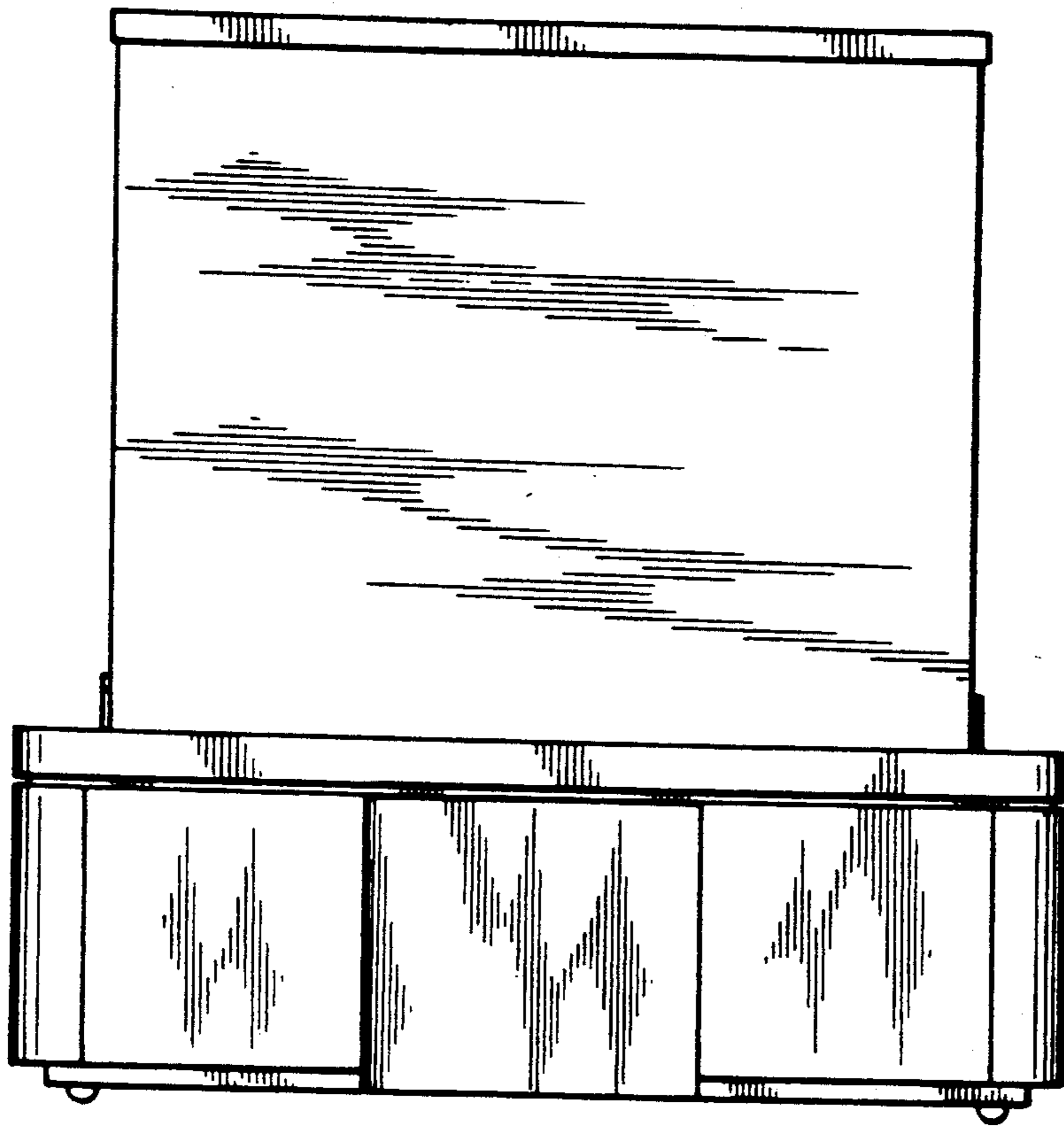


FIG. 3

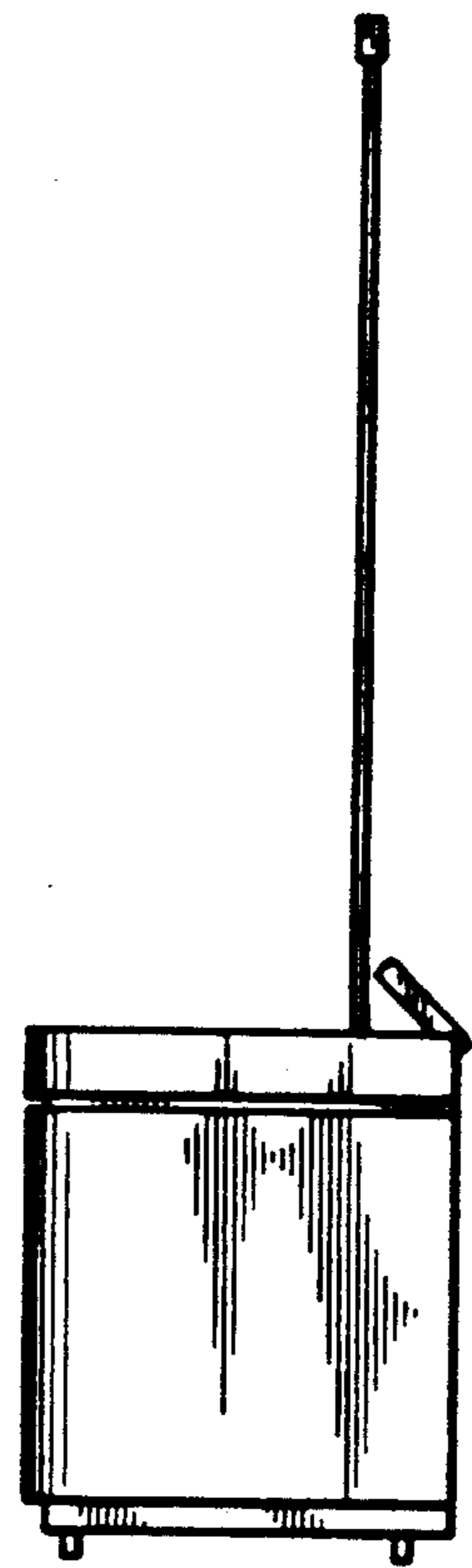


FIG. 4

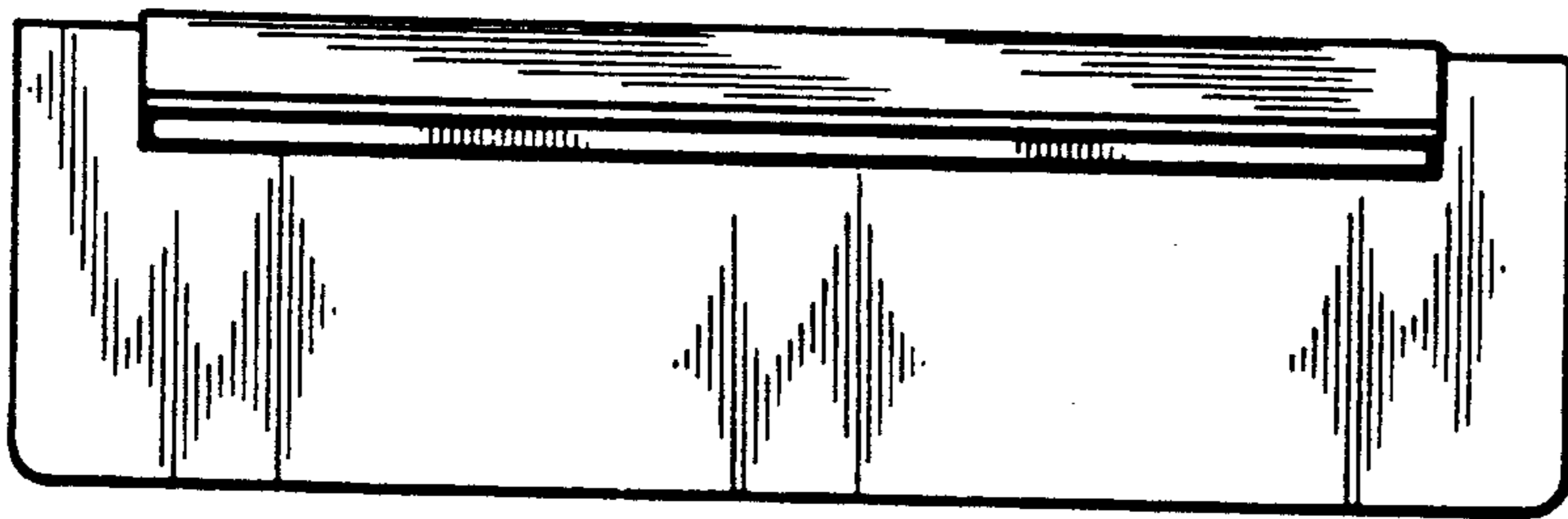


FIG. 5

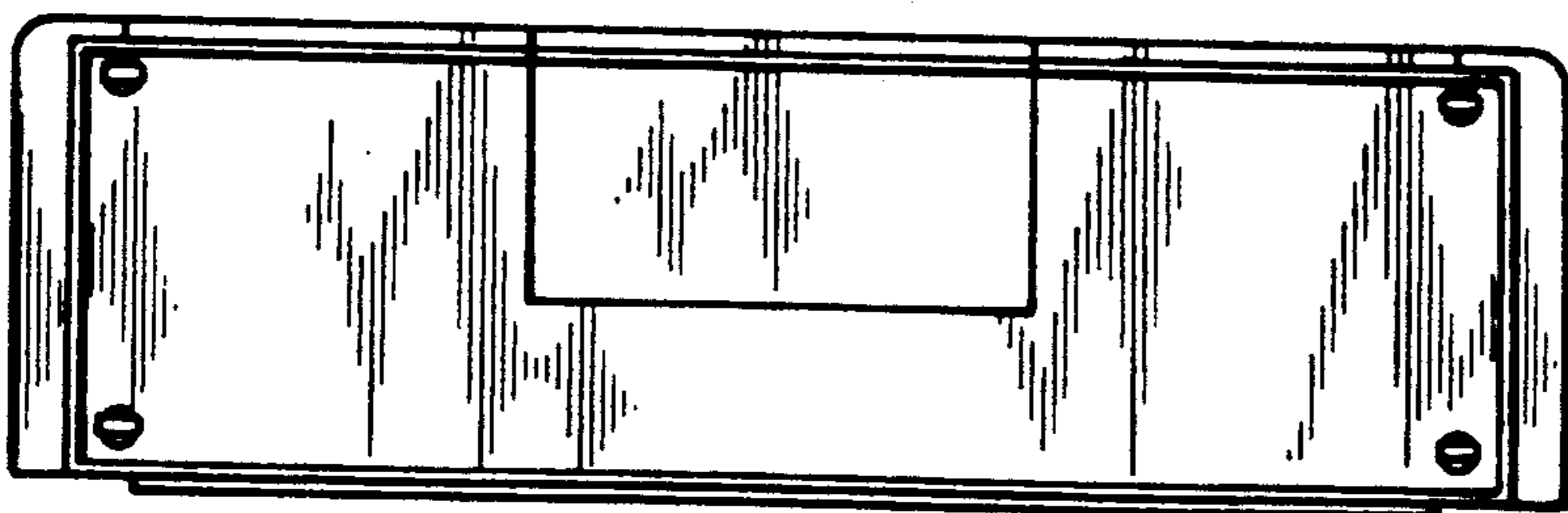


FIG. 6

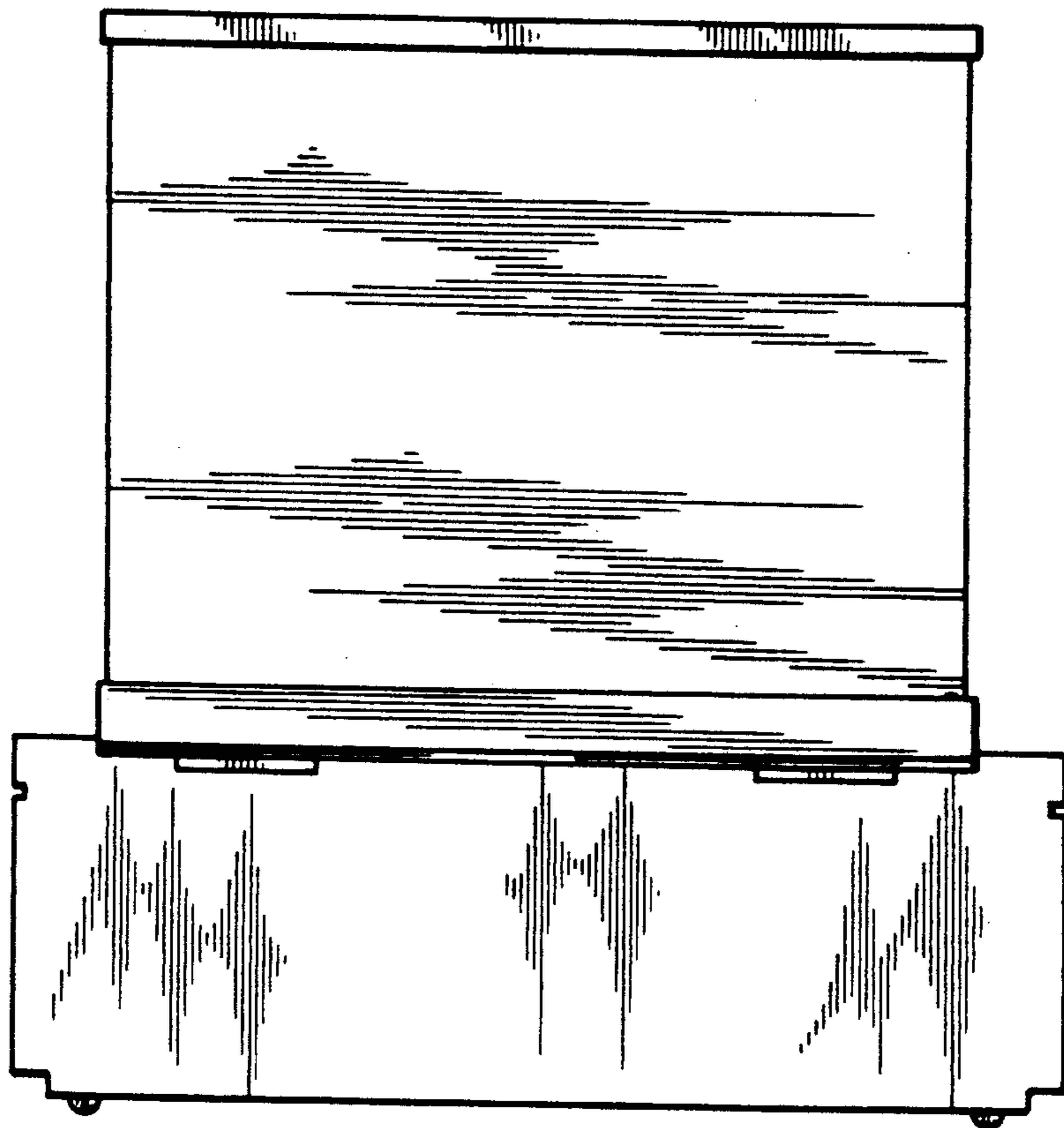


FIG. 7

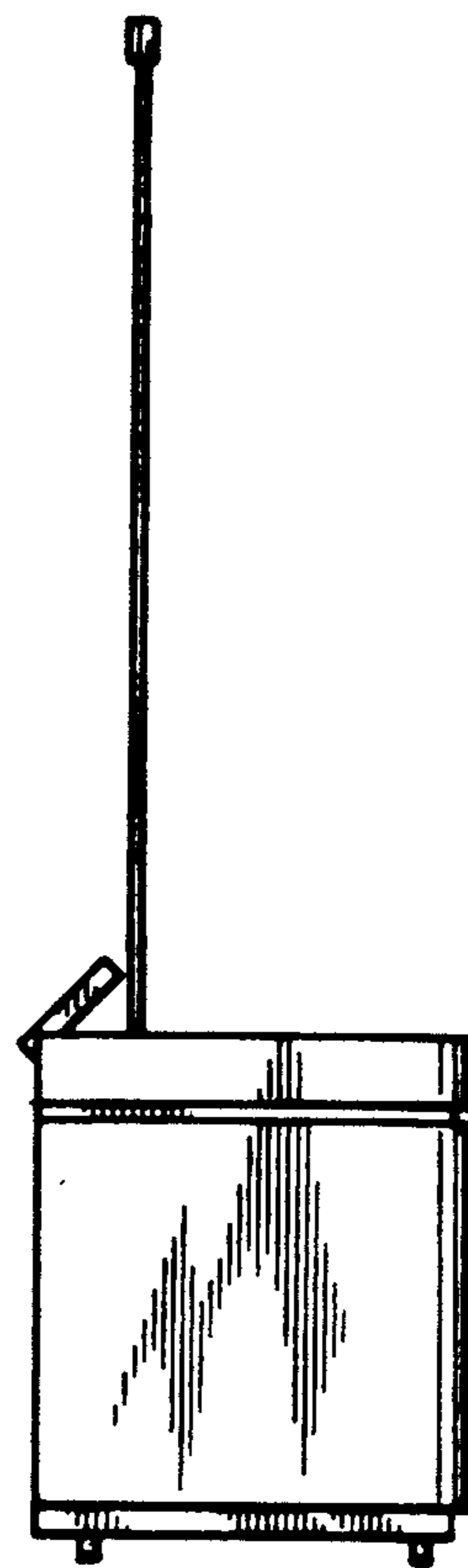


FIG. 8

