



US00D343363S

United States Patent [19] Wright

[11] Patent Number: **Des. 343,363**

[45] Date of Patent: **** Jan. 18, 1994**

[54] **HAND LEVEL**

5,020,232 6/1991 Whiteford D10/69 X

[76] Inventor: **Randall J. Wright**, 2000 Moraine End, Delafield, Wis. 53018

Primary Examiner—Nelson C. Holtje

Assistant Examiner—Antoine D. Davis

Attorney, Agent, or Firm—Jones, Day, Reavis & Pogue

[**] Term: **14 Years**

[57] **CLAIM**

[21] Appl. No.: **880,323**

The ornamental design for a hand level, as shown.

[22] Filed: **May 6, 1992**

DESCRIPTION

[52] U.S. Cl. **D10/69**

[58] Field of Search 33/377, 379, 389, 451;
D10/69

FIG. 1 is a perspective view of a hand level embodying the present invention;

FIG. 2 is an end view of the hand level shown in FIG. 1;

FIG. 3 is a plan view of the hand level shown in FIG. 1;

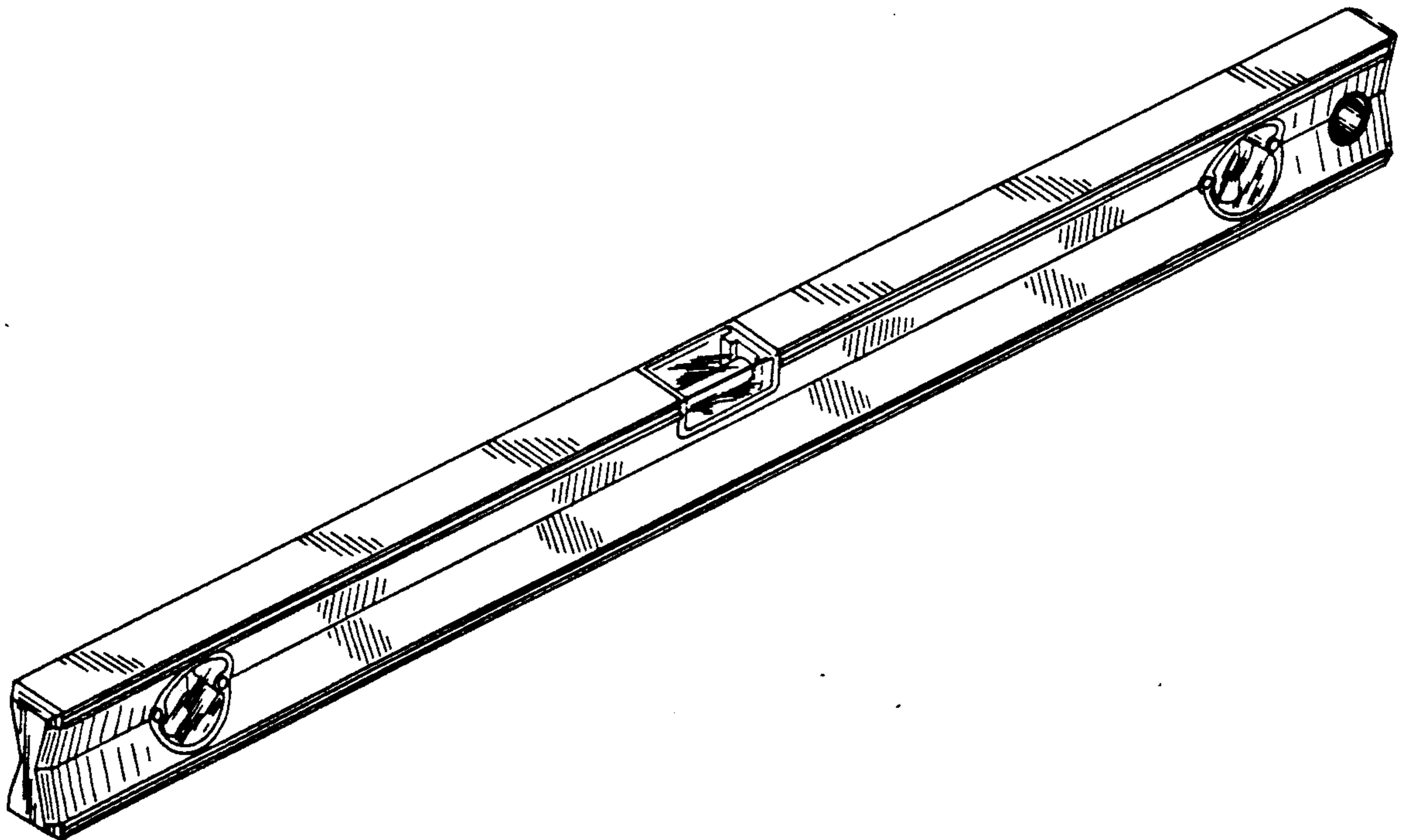
FIG. 4 is a side view of the hand level shown in FIG. 1 the opposite side view being a mirror image; and

FIG. 5 is a bottom view of the hand level shown in FIG. 1.

[56] **References Cited**

U.S. PATENT DOCUMENTS

- D. 205,413 8/1966 Wullschleger D10/69
- D. 330,682 11/1992 Butler et al. D10/69
- 778,508 12/1904 Sandbrook 33/379 X
- 3,009,254 11/1961 Youngs 33/379



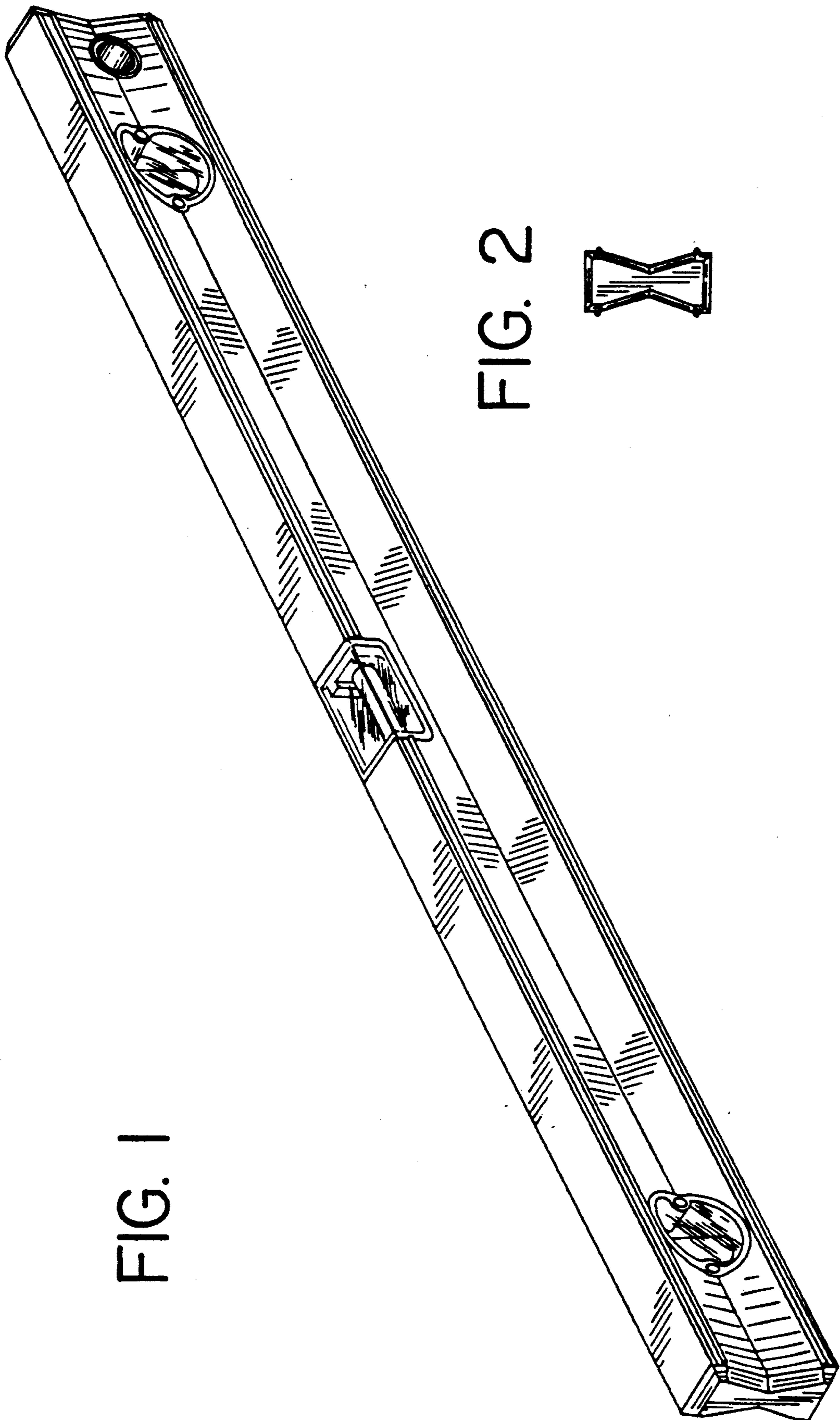


FIG. 1

FIG. 2



FIG. 3



FIG. 4

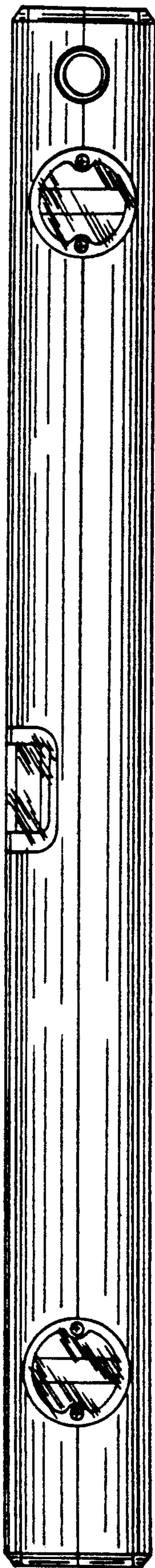


FIG. 5

