



US00D343356S

# United States Patent [19]

[11] Patent Number: **Des. 343,356**

Wittman

[45] Date of Patent: **\*\* Jan. 18, 1994**

[54] **SECURITY PACKAGE**

[75] Inventor: **Boyd C. Wittman, Shorewood, Minn.**

[73] Assignee: **Empak, Inc., Chanhassen, Minn.**

[\*\*] Term: **14 Years**

[21] Appl. No.: **935,219**

[22] Filed: **Aug. 27, 1992**

[52] U.S. Cl. .... **D9/415; D9/418**

[58] Field of Search ..... **D9/415, 418, 432, 341, D9/337, 424; D3/30.1; 206/45.34, 45.31, 461-471, 806; 229/162, 8**

D. 334,534 4/1993 Friz et al. .... D9/415  
3,324,997 6/1967 Bonanno ..... 206/45.34 X  
4,632,242 12/1986 Choi et al. .... 205/461 X

### OTHER PUBLICATIONS

Packaging Cat. 1962, p. 258, Item #893.

*Primary Examiner*—Prabhakar G. Deshmukh  
*Attorney, Agent, or Firm*—Haugen and Nikolai

[57] **CLAIM**

The ornamental design for a security package, as shown and described.

### DESCRIPTION

FIG. 1 is a perspective view of a security package showing my new design;

FIG. 2 is a front elevational view thereof;

FIG. 3 is a left side elevational view thereof, the right side elevational view being a mirror image thereof;

FIG. 4 is a rear elevational view thereof;

FIG. 5 is a top plan view thereof; and,

FIG. 6 is a bottom plan view thereof.

[56] **References Cited**

#### U.S. PATENT DOCUMENTS

D. 209,867	1/1968	Sigoloff	.....	D9/418
D. 261,479	10/1981	Marks	.....	D9/341
D. 276,024	10/1984	Skowronski et al.	.....	D9/415
D. 302,121	7/1989	Wright	.....	D9/418
D. 310,488	9/1990	Callinan	.....	D9/432 X
D. 319,975	9/1991	Mallon	.....	D9/415




Fig.-1




Fig.-2


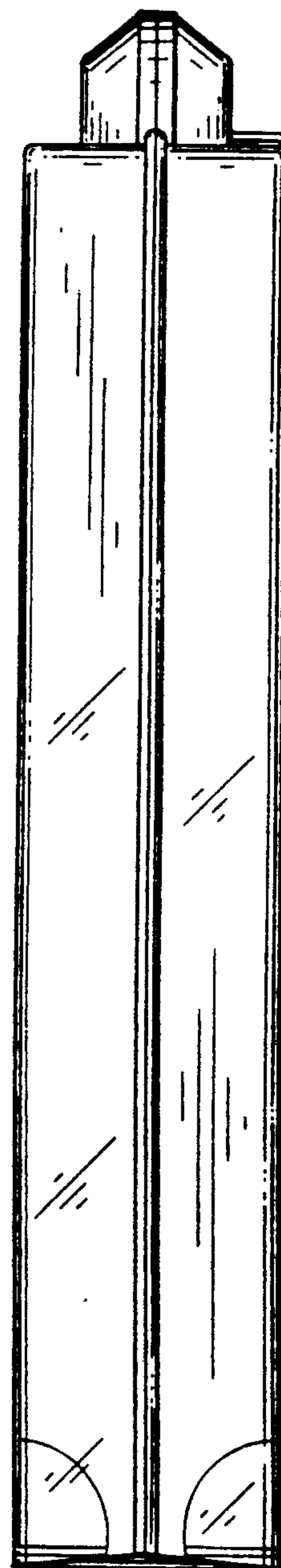
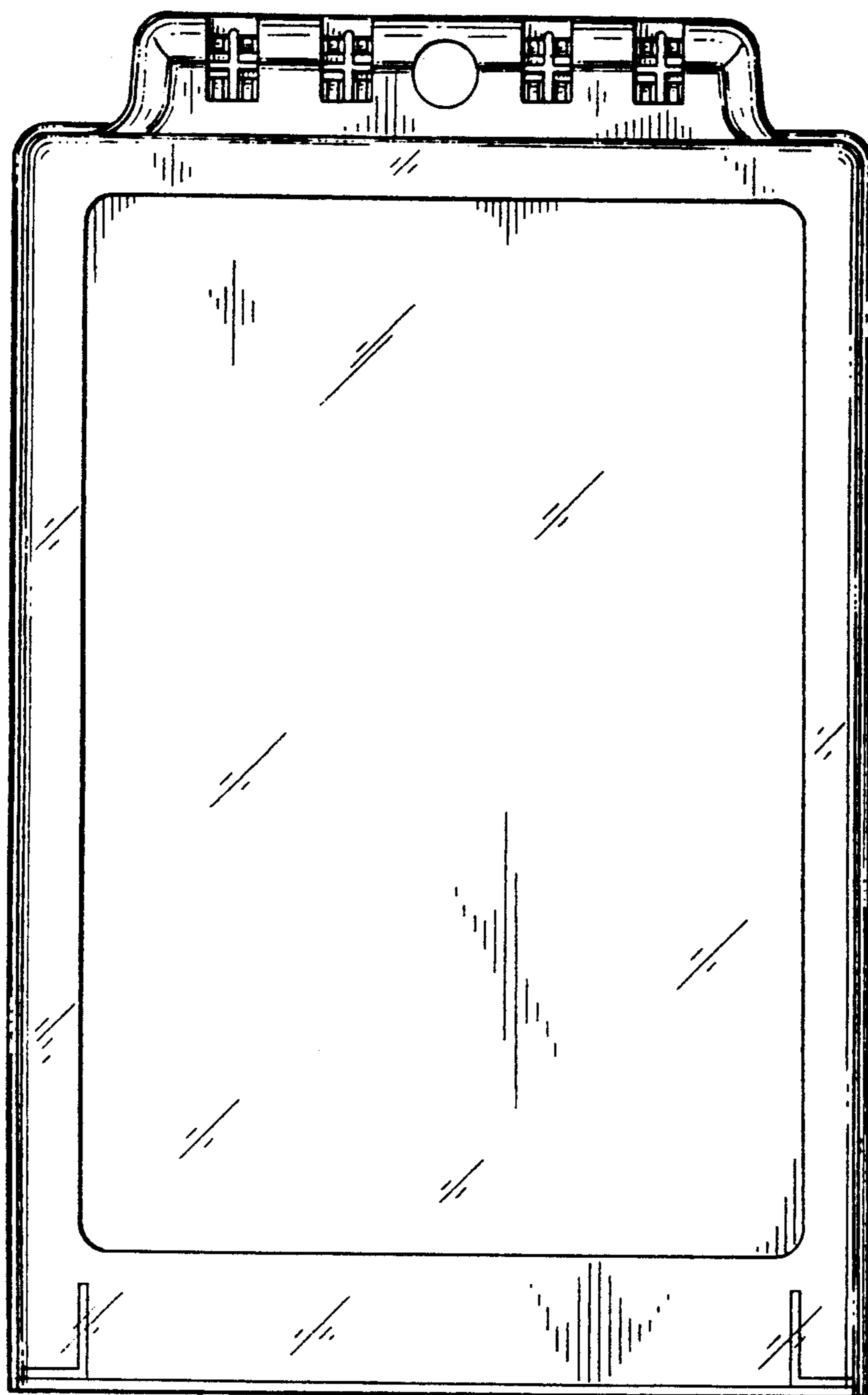



Fig.-3






*Fig. -4*



*Fig. -5*



*Fig. -6*