



US00D343326S

# United States Patent [19]

[11] Patent Number: **Des. 343,326**

**Bruce**

[45] Date of Patent: **\*\* Jan. 18, 1994**

## [54] CAR SEAT COVER

[76] Inventor: **Ronald G. Bruce**, 2530 Parana St.,  
Houston, Tex. 77080

[\*\*] Term: **14 Years**

[21] Appl. No.: **886,456**

[22] Filed: **May 21, 1992**

[52] U.S. Cl. .... **D6/611**

[58] Field of Search ..... **D6/611; 297/219, 229;  
150/158; D5/7, 60, 61, 63**

### [56] References Cited

#### U.S. PATENT DOCUMENTS

D. 323,757	2/1992	Beauchan	.....	D6/611
4,383,712	5/1983	Faganas	.....	297/219
4,676,376	6/1987	Keiswetter	.....	D6/611
4,676,549	6/1987	English	.....	297/229

#### FOREIGN PATENT DOCUMENTS

1464782	11/1966	France	.....	297/219
---------	---------	--------	-------	---------

### OTHER PUBLICATIONS

American Type Founders Co. Font Book, Jan. 1896, p. 697, Symbol A, lower right side of page.

*Primary Examiner*—Wallace R. Burke  
*Assistant Examiner*—Lisa Lichtenstein  
*Attorney, Agent, or Firm*—Leon Gilden

### [57] CLAIM

The ornamental design for a car seat cover, as shown and described.

### DESCRIPTION

FIG. 1 is a front elevational view of a car seat cover showing my new design;

FIG. 2 is a rear elevational view thereof;

FIG. 3 is a left side elevational view thereof;

FIG. 4 is a right side elevational view thereof;

FIG. 5 is a top plan view thereof;

FIG. 6 is a bottom plan view thereof; and,

FIG. 7 is an enlarged right side elevational view thereof.

The dashed lines in FIGS. 1-5, represent stitching.

The broken line showing of a car seat in FIG. 7 is for illustrative purposes only and forms no part of the claimed design.

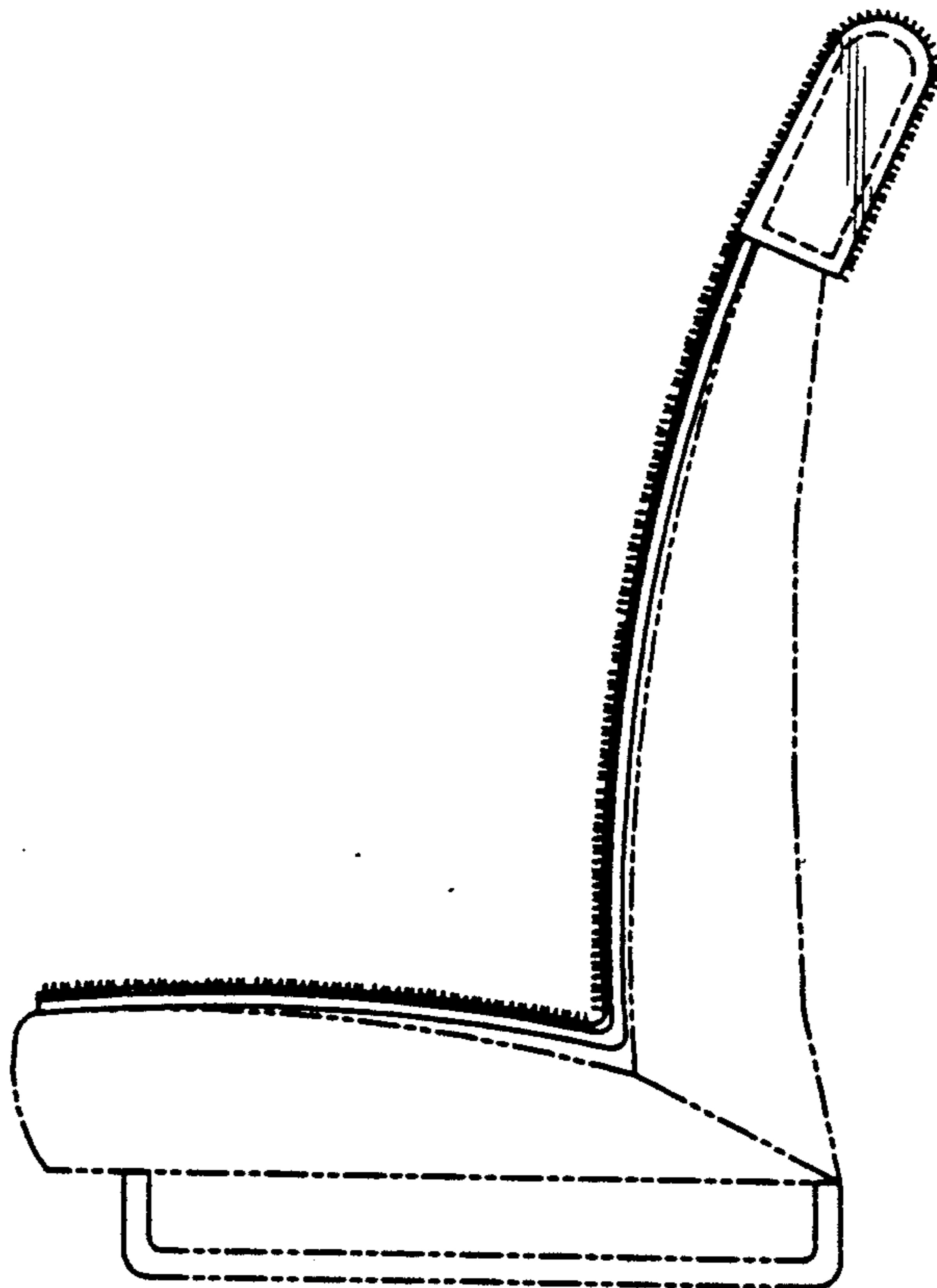



FIG. 1




FIG. 2




FIG. 3




FIG. 4



FIG. 5




FIG. 6



FIG. 7

