



US00D343325S

United States Patent [19]

Gibson et al.

[11] Patent Number: **Des. 343,325**

[45] Date of Patent: *** Jan. 18, 1994**

[54] **AUTOMOTIVE REAR SEAT PROTECTOR**

[76] Inventors: **Ronald L. Gibson**, 3655 W. State Ave.; **Raymond E. Williams**, 4001 W. Ruth Ave., both of Phoenix, Ariz. 85051

[*] Notice: The portion of the term of this patent subsequent to Jun. 23, 2007 has been disclaimed.

[**] Term: **14 Years**

[21] Appl. No.: **723,505**

[22] Filed: **Jun. 28, 1991**

[52] U.S. Cl. **D6/611**

[58] Field of Search **D6/595-596, D6/601, 610-611, 500-502, 356, 374; 297/218, 219, 225; 150/158**

[56] **References Cited**

U.S. PATENT DOCUMENTS

1,882,169 10/1932 Wedler 297/219
2,202,065 5/1940 Peebles 297/229

2,227,180 12/1940 Falk 297/223
2,908,766 10/1959 Taylor 297/219 X
3,199,916 8/1965 Chiaronza 297/223
3,278,226 10/1966 Magnusson 297/219
3,742,530 7/1973 Clark 297/219 X
4,723,814 2/1988 Hunt 297/219

Primary Examiner—Brian N. Vinson
Attorney, Agent, or Firm—James F. Duffy

[57] **CLAIM**

The ornamental design for an automotive rear seat protector, as shown and described.

DESCRIPTION

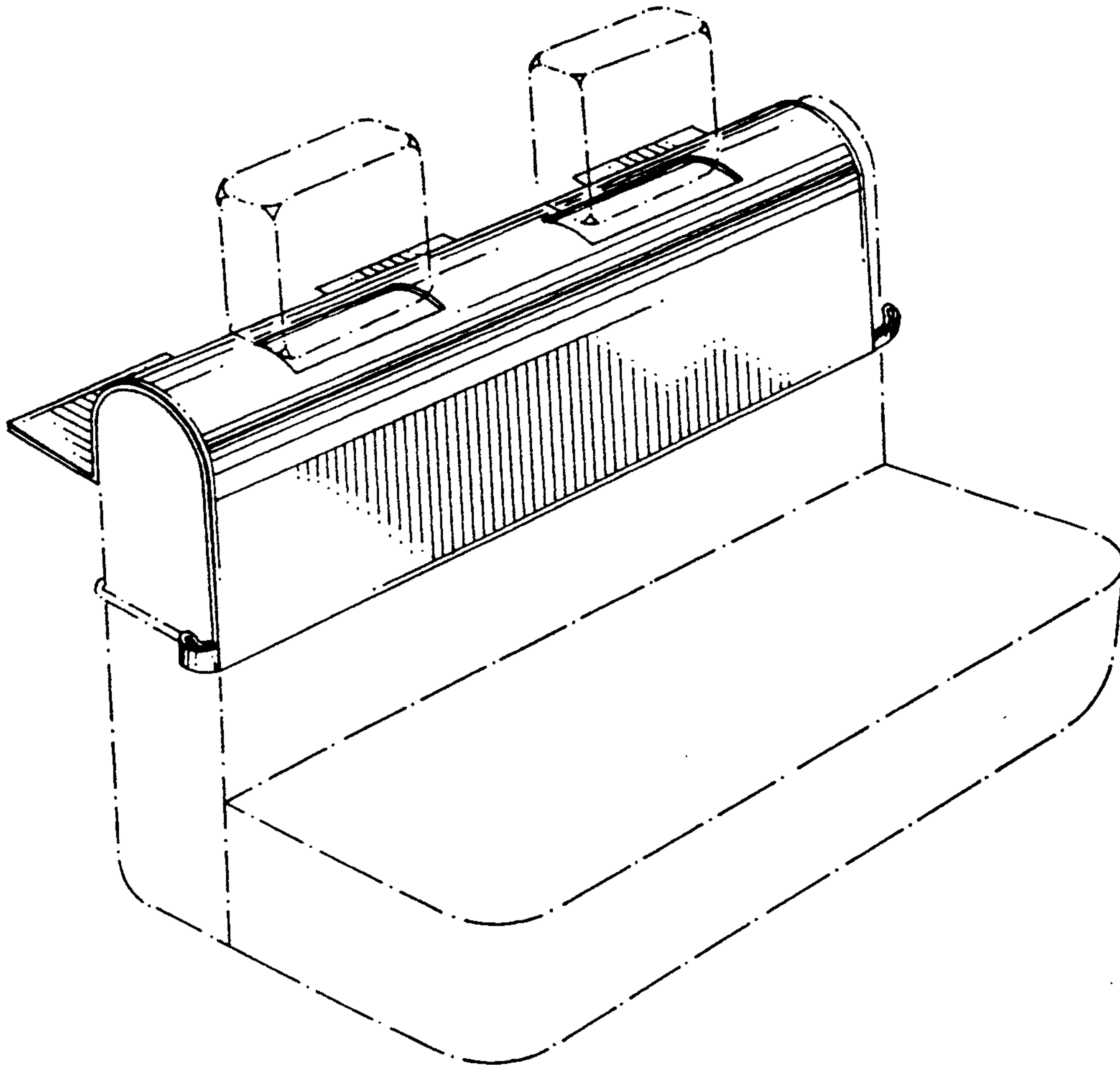
FIG. 1 is a top, front, and left side perspective view of an automotive rear seat protector showing our new design, the broken-line disclosure of an automobile rear seat being for illustrative purposes only and forming no part of the claimed design;

FIG. 2 is an enlarged top plan view thereof;

FIG. 3 is an enlarged rear elevational view thereof;

FIG. 4 is an enlarged bottom plan view thereof; and,

FIG. 5 is an enlarged right side elevational view thereof.



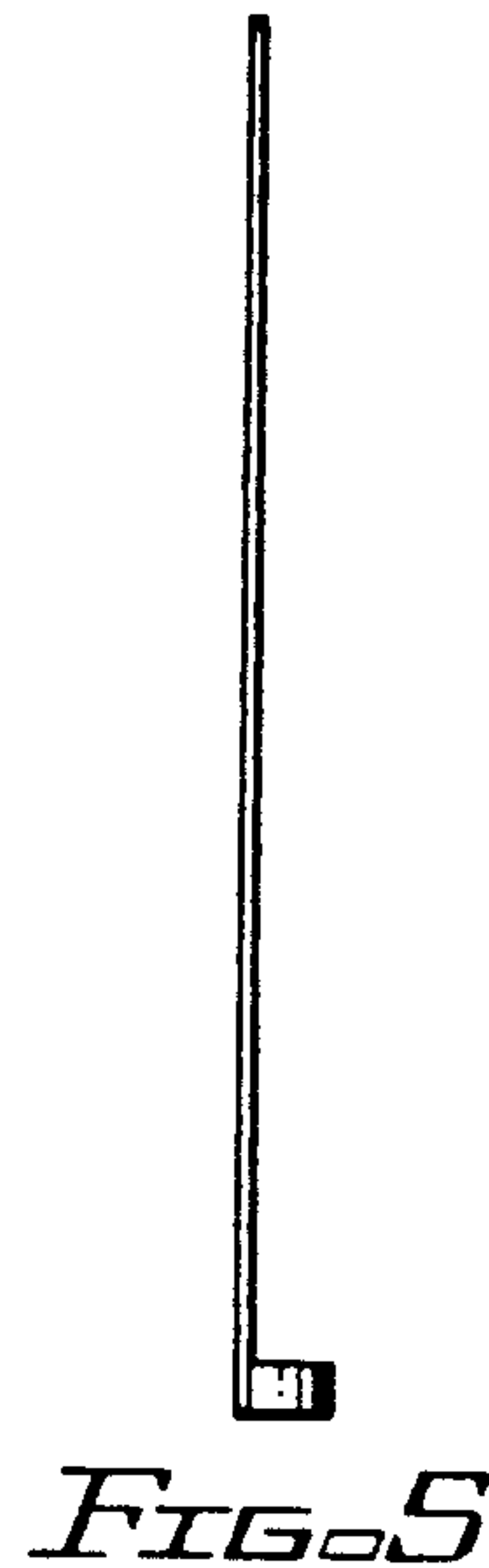
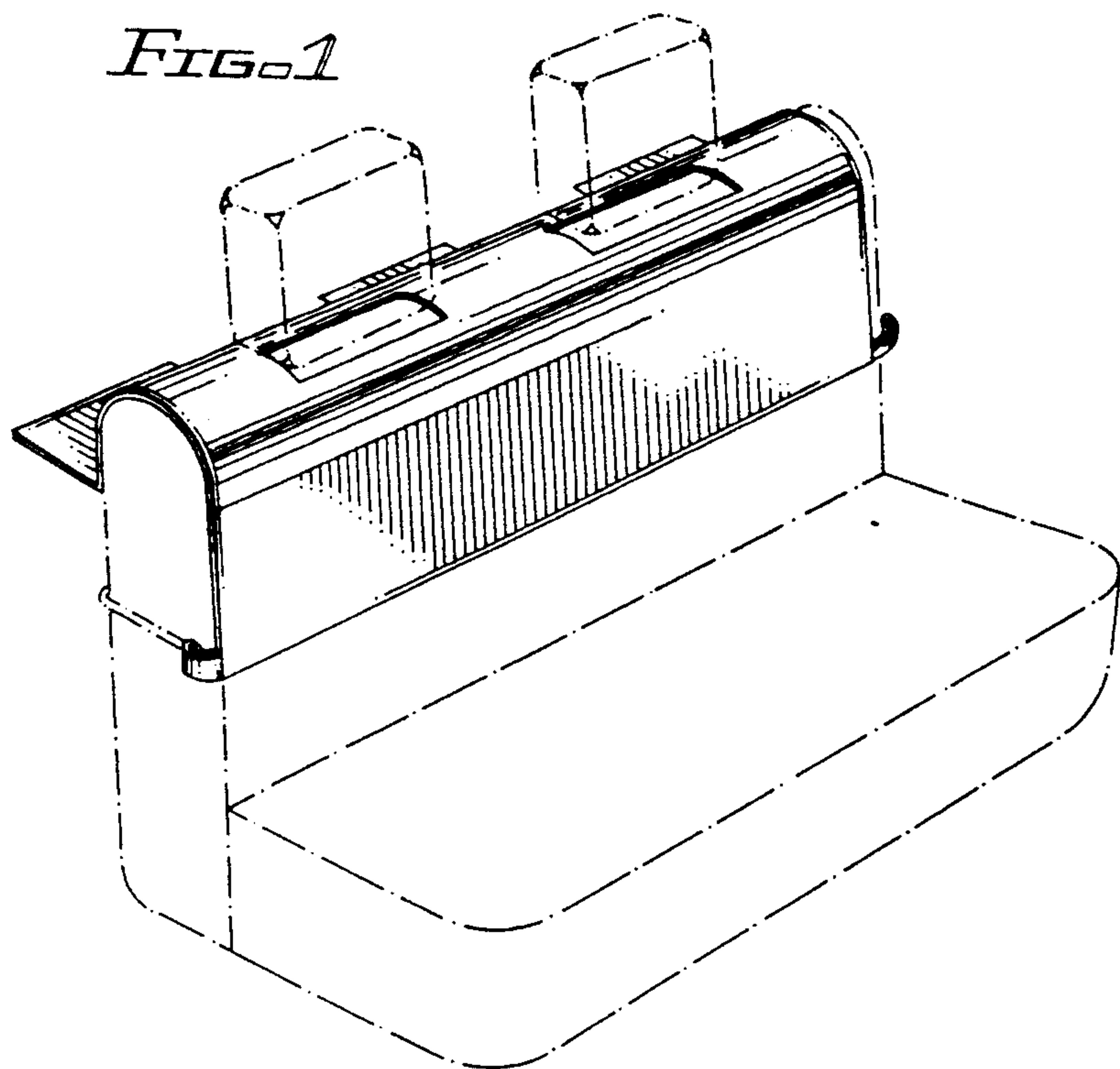


FIG. 2

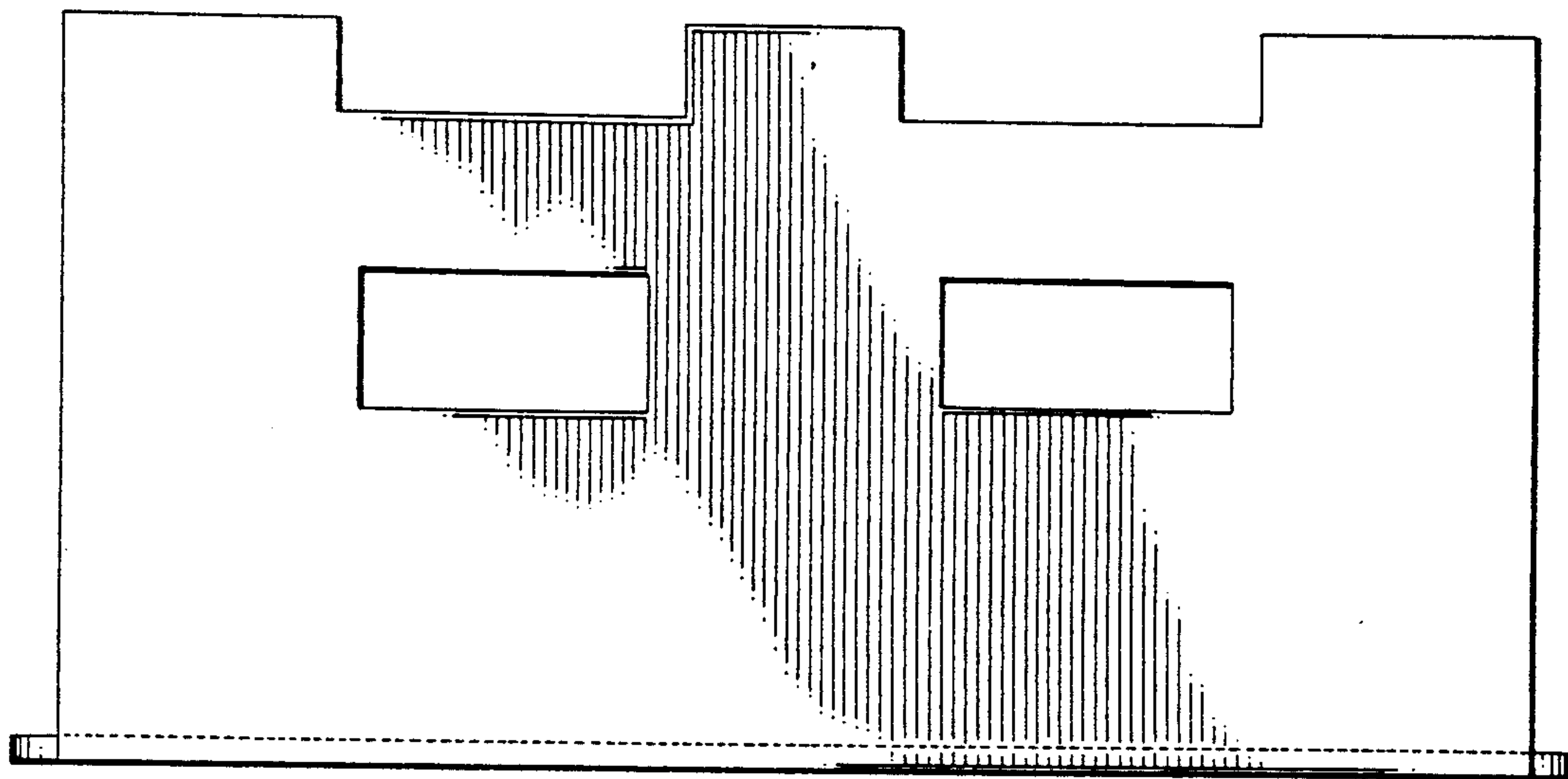


FIG. 3




FIG. 4