



US00D343302S

**United States Patent** [19]  
**Caldwell**

[11] **Patent Number: Des. 343,302**  
[45] **Date of Patent: \*\* Jan. 18, 1994**

[54] **CHAIR**

[76] **Inventor: John Caldwell, 1829 Warwick Rd.,  
San Marino, Calif. 91108**

[\*\*] **Term: 14 Years**

[21] **Appl. No.: 817,849**

[22] **Filed: Jan. 8, 1992**

[52] **U.S. Cl. .... D6/358; D6/376;  
D6/379**

[58] **Field of Search ..... D6/334, 358, 369, 374,  
D6/376, 379, 380, 500, 501, 502; 297/421, 446**

[56] **References Cited**

**U.S. PATENT DOCUMENTS**

D. 179,603	1/1957	Jones, Jr. et al. ....	D6/358
D. 179,646	2/1957	Jones et al. ....	D6/358
D. 180,707	7/1957	Brashear .....	D6/358

*Primary Examiner*—Alan P. Douglas  
*Assistant Examiner*—Gary D. Watson  
*Attorney, Agent, or Firm*—Donald D. Mon

[57] **CLAIM**

The ornamental design for a chair, as shown and described.

**DESCRIPTION**

FIG. 1 is a left front oblique view of the presently preferred embodiment of a chair according to the invention;  
FIG. 2 is a left rear oblique view of the chair;  
FIG. 3 is a front elevation view of the chair;  
FIG. 4 is a rear elevation view of the chair;  
FIG. 5 is a right side elevation view of the chair, the left hand side elevation view being its mirror image thereof; and,  
FIG. 6 is a top view of the chair of FIG. 1.



FIG. 1



FIG. 2

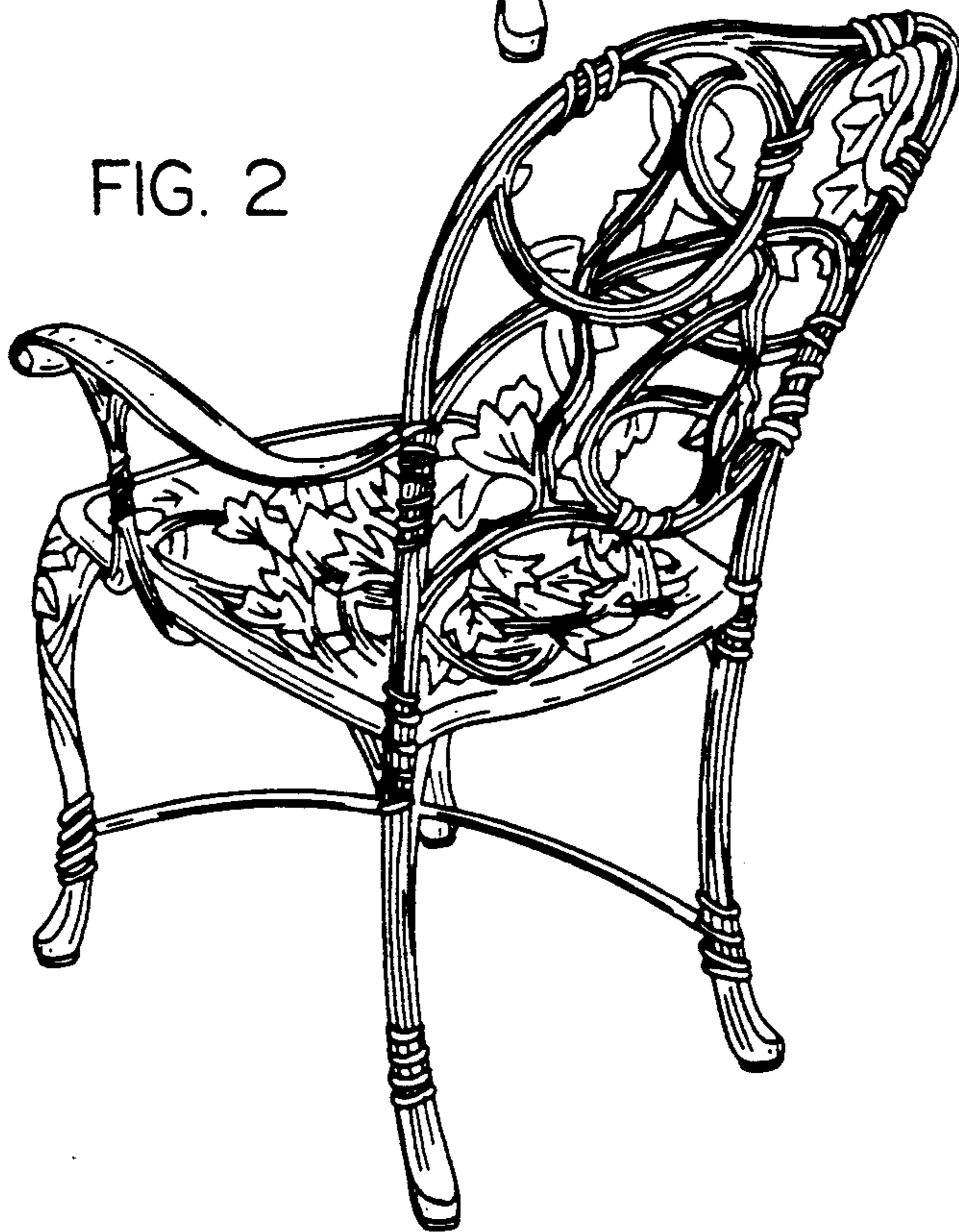


FIG. 3




FIG. 4




FIG. 5

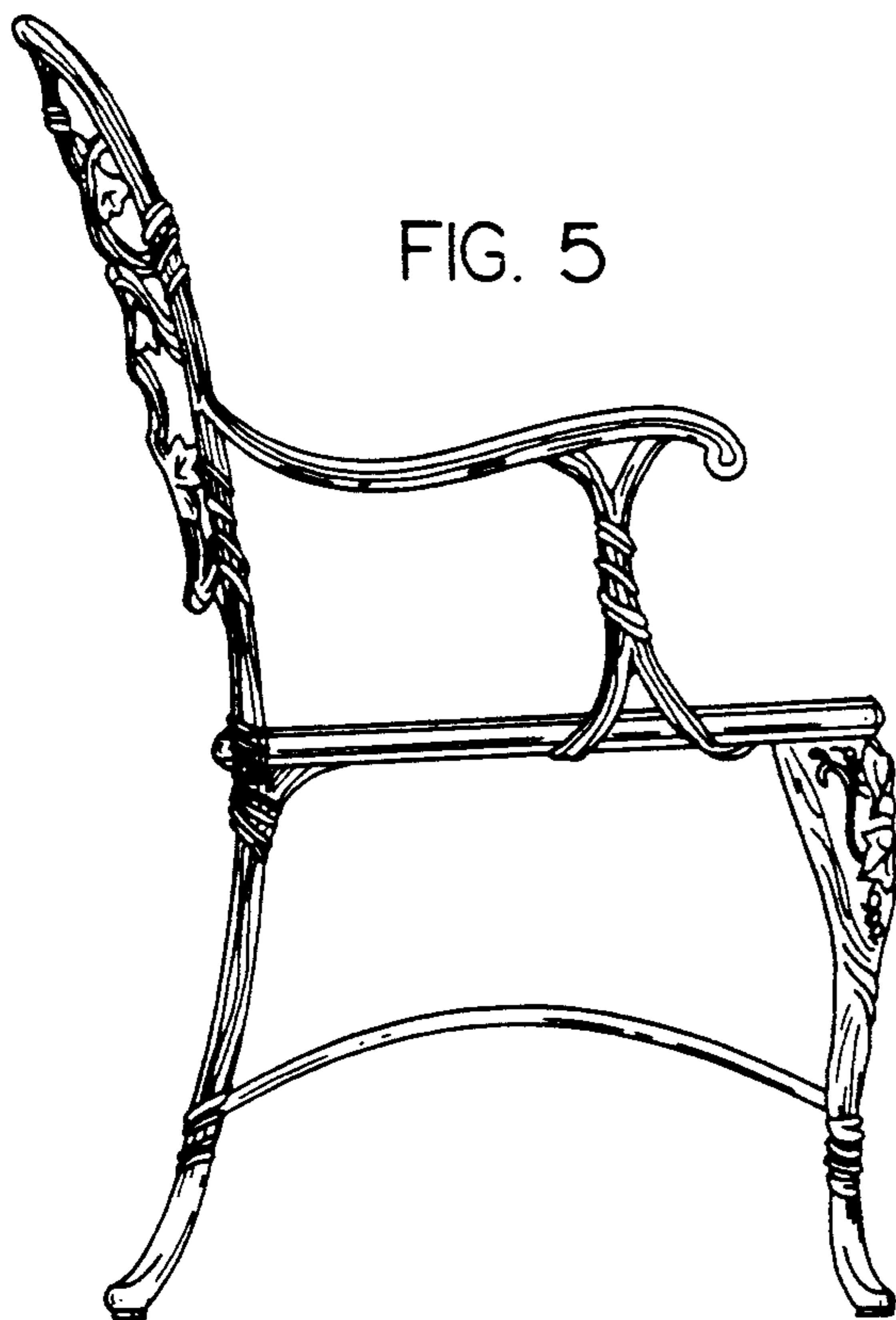


FIG. 6

