



US00D343300S

United States Patent [19]

Doyel

[11] Patent Number: Des. 343,300

[45] Date of Patent: ** Jan. 18, 1994

[54] HANGER

3,343,734 9/1967 Merriman 223/96

[76] Inventor: John S. Doyel, 404 W. 20th St., New York, N.Y. 10011

Primary Examiner—B. J. Bullock
Attorney, Agent, or Firm—Cooper & Dunham

[**] Term: 14 Years

[57] CLAIM

[21] Appl. No.: 857,595

The ornamental design for a hanger, as shown and described.

[22] Filed: Mar. 25, 1992

DESCRIPTION

[52] U.S. Cl. D6/317; D6/326; D6/327

[58] Field of Search D6/326, 327, 315, 317; 211/113; 223/95, 96, 91

FIG. 1 is a right side perspective view of a hanger showing my new design;
FIG. 2 is a top plan view thereof;
FIG. 3 is a front elevation thereof;
FIG. 4 is a rear elevation thereof;
FIG. 5 is a left side elevation thereof;
FIG. 6 is a bottom plan view thereof;
FIG. 7 is a right side perspective view of a second embodiment of the design of FIG. 1;
FIG. 8 is a top plan view of FIG. 7;
FIG. 9 is a front elevation of FIG. 7;
FIG. 10 is a rear elevation of FIG. 7;
FIG. 11 is a left side elevation of FIG. 7; and,
FIG. 12 is a bottom plan view of FIG. 7.

[56] References Cited

U.S. PATENT DOCUMENTS

D. 238,539	1/1976	Field	D6/315
D. 278,867	5/1985	Tendrup	D6/327
D. 285,264	8/1986	Miale	D6/327
D. 320,700	10/1991	Testa	D6/317
2,547,561	4/1951	Brooke	223/91
2,963,207	12/1960	Glowka	223/91
2,998,173	8/1961	Lutz	223/91


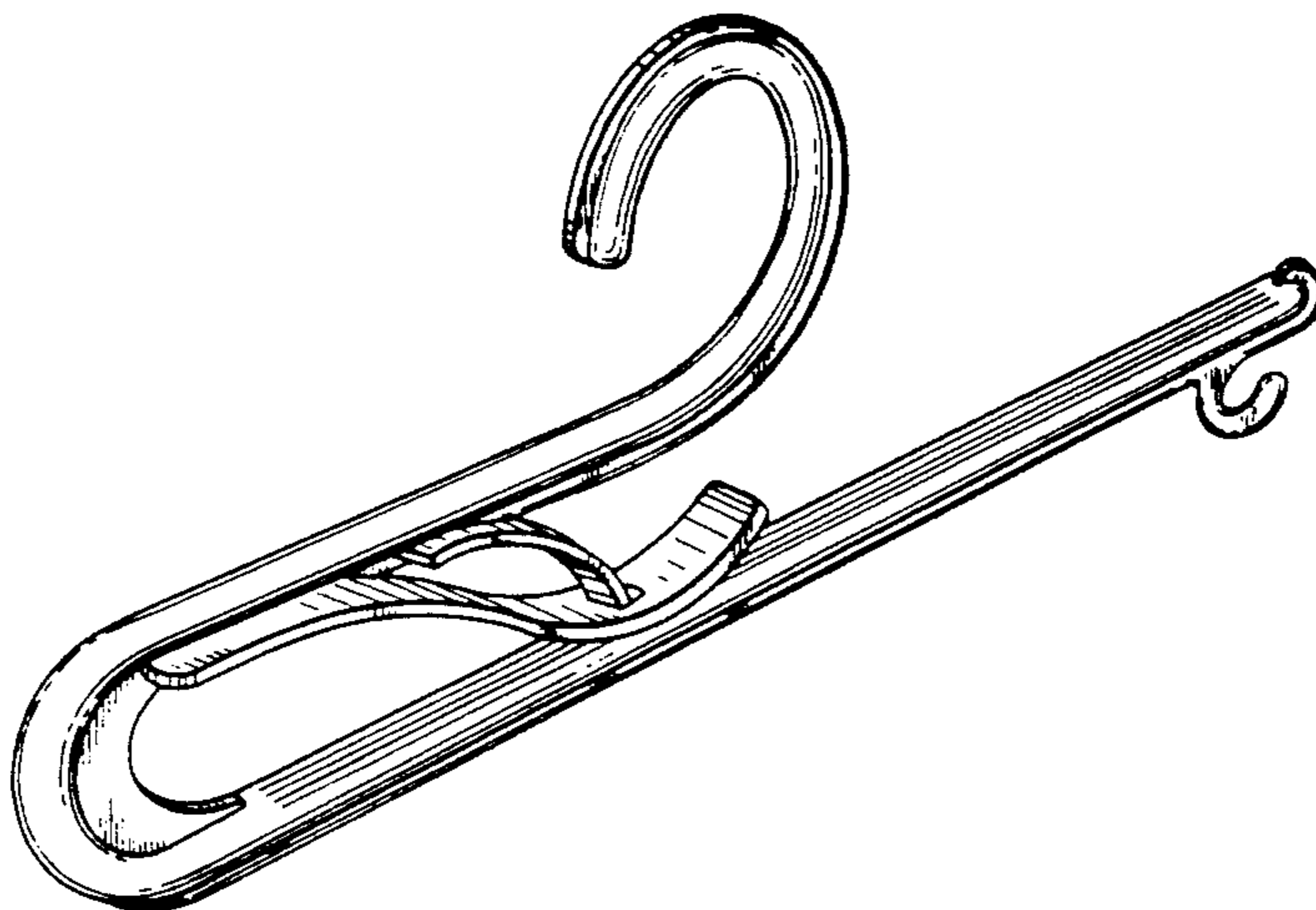


FIG.1

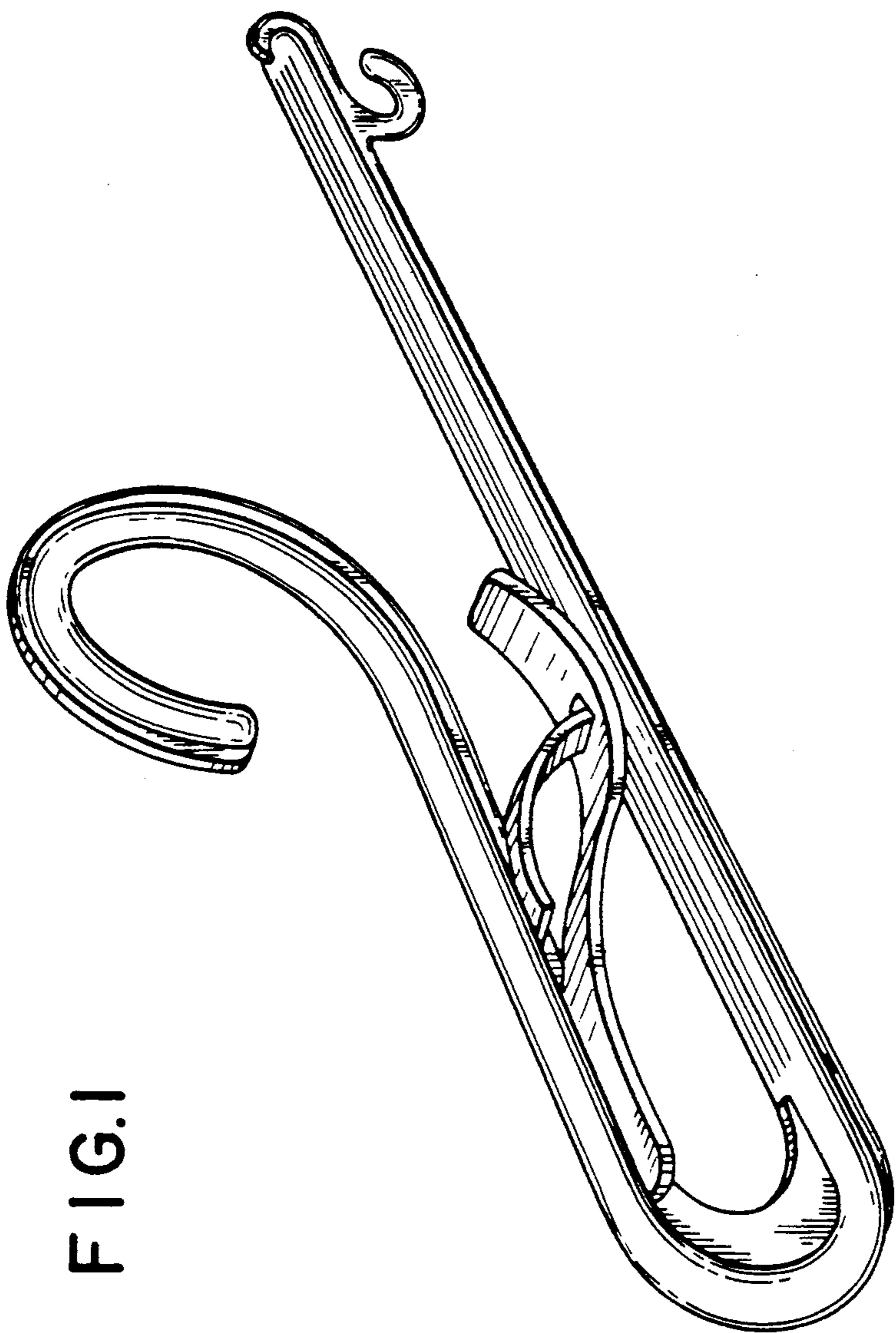


FIG.3



FIG.2



FIG.5




FIG.4



FIG.6



FIG. 9

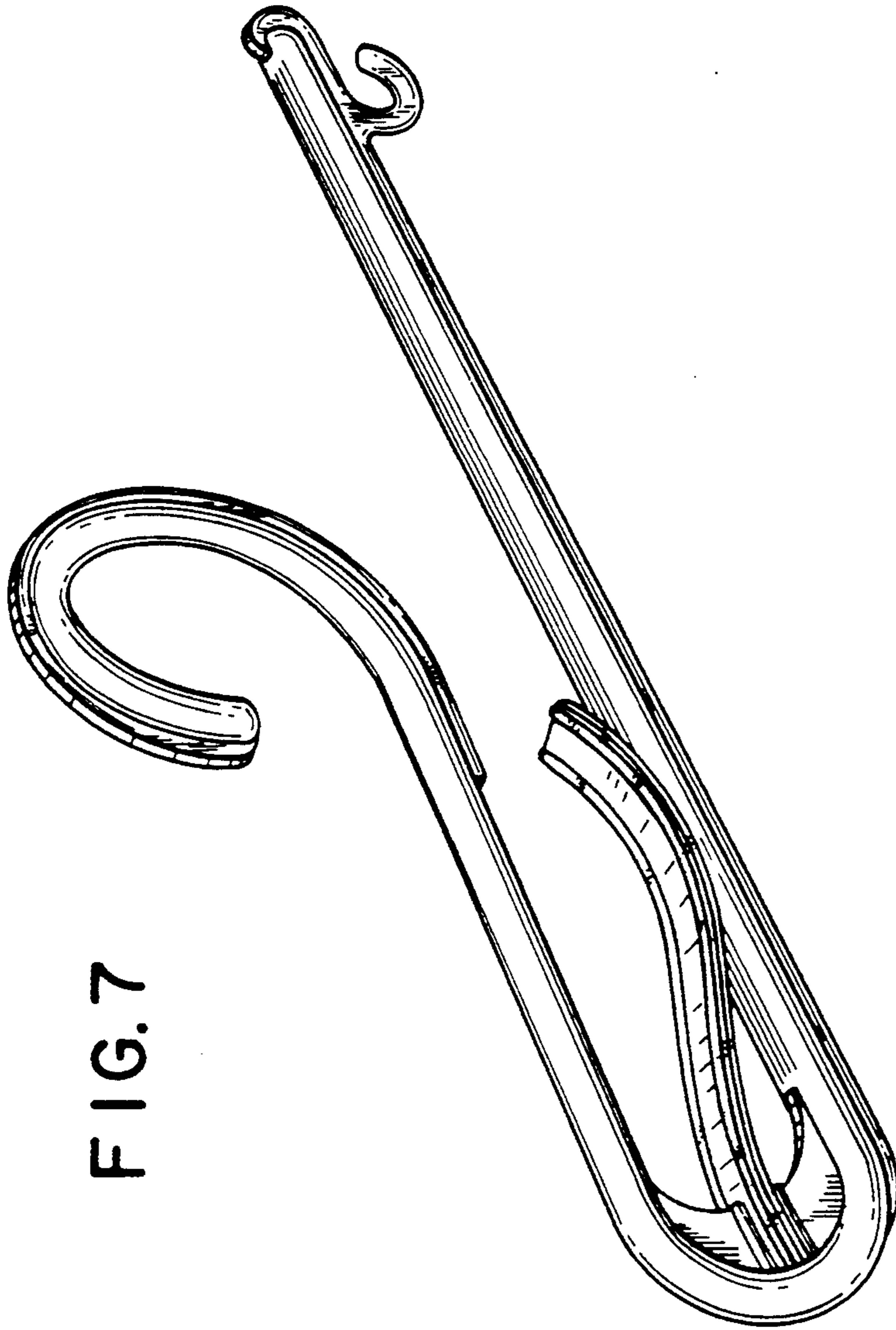


FIG. 7

FIG. 8



FIG.11

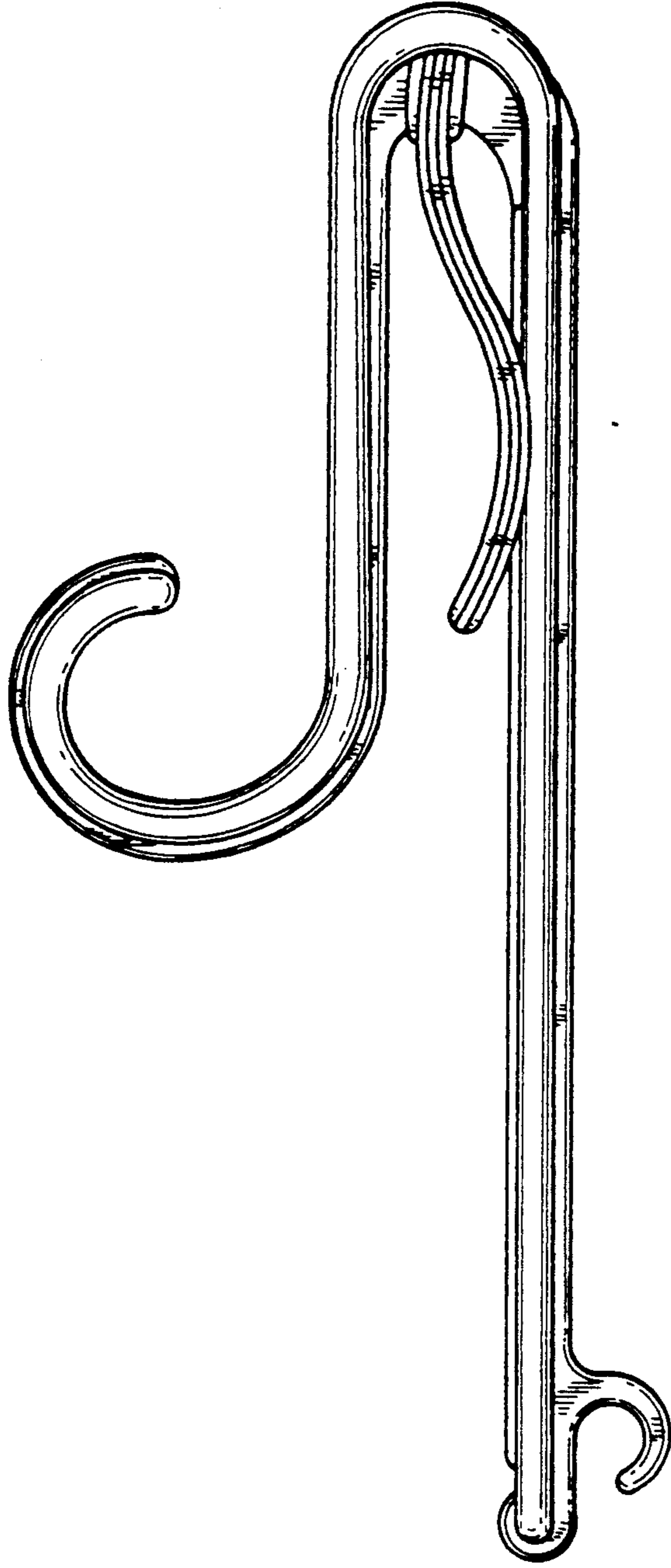


FIG.10



FIG.12

