



US00D343294S

# United States Patent [19]

[11] Patent Number: **Des. 343,294**

Curtis et al.

[45] Date of Patent: **\* Jan. 18, 1994**

## [54] TOOTHBRUSH HEAD AND NECK UNIT

[75] Inventors: **John P. Curtis**, Bloomsbury; **Kedar N. Rustogi**, Kendall Park, both of N.J.; **John C. Crawford**, Lake Mahopac, N.Y.; **James H. Kemp**, North Brunswick, N.J.; **Thomas E. Mintel**, Rahway, N.J.; **Bert D. Heinzelman**, North Bergen, N.J.; **Donald R. Lamond**; **Laura H. Edelman**, both of New York, N.Y.

[73] Assignee: **Colgate-Palmolive Company**, New York, N.Y.

[\*] Notice: The portion of the term of this patent subsequent to Dec. 14, 2007 has been disclaimed.

[\*\*] Term: **14 Years**

[21] Appl. No.: **807,372**

[22] Filed: **Dec. 13, 1991**

### Related U.S. Application Data

[63] Continuation-in-part of Ser. No. 636,802, Jan. 2, 1991, abandoned, which is a continuation-in-part of Ser. No. 501,992, Mar. 29, 1990, which is a continuation-in-part of Ser. No. 501,626, Mar. 29, 1990, Pat. No. Des. 330,286, which is a continuation-in-part of Ser. No. 501,627, Mar. 29, 1990, Pat. No. Des. 334,472.

[52] U.S. Cl. .... **D4/104**

[58] Field of Search ..... **D4/101, 104-114, D4/130, 134, 136; 15/159 R, 159 A, 160, 167.1-167.3, 106, 110, 117, DIG. 5-DIG. 6**

### [56] References Cited

#### U.S. PATENT DOCUMENTS

D. 240,981 8/1976 Hill et al. .... **D4/104**

D. 309,375	7/1990	Ahlstroem et al. ....	<b>D4/104</b>
1,128,139	2/1915	Hoffman .....	15/117
1,191,556	7/1916	Blake .....	15/117
1,382,681	6/1921	Segal .....	15/167.1
2,567,080	9/1951	Pifer .....	15/167.1
3,229,318	1/1966	Clemens .....	15/167.1
4,010,509	3/1977	Huish .....	15/167.1
4,268,933	5/1981	Papas .....	15/167.1

### FOREIGN PATENT DOCUMENTS

2587183 9/1985 France .

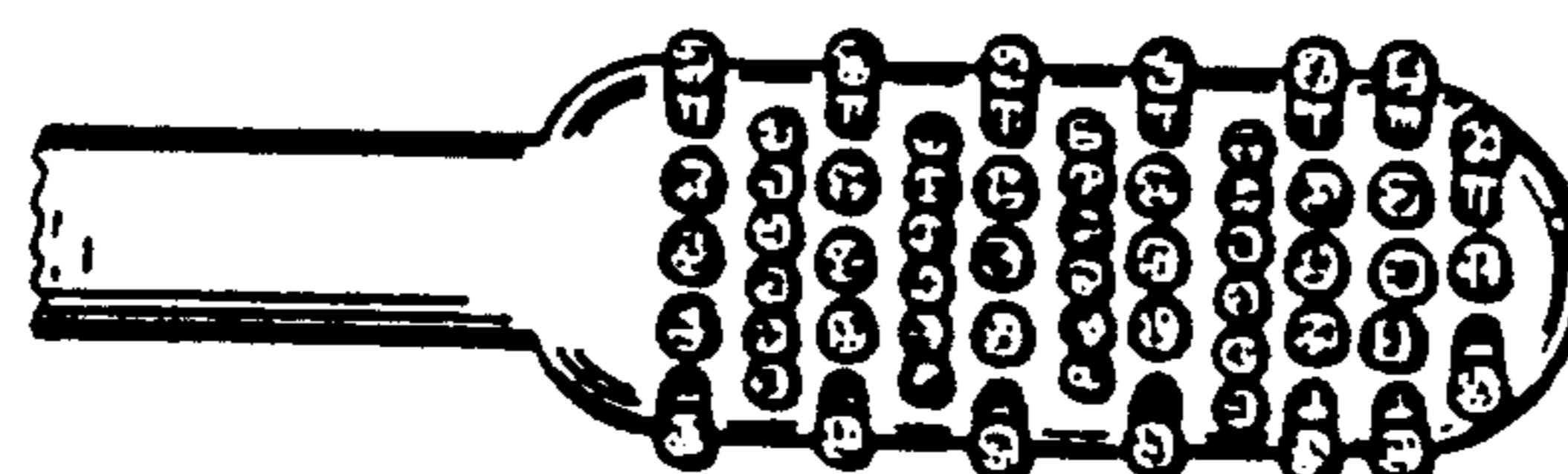

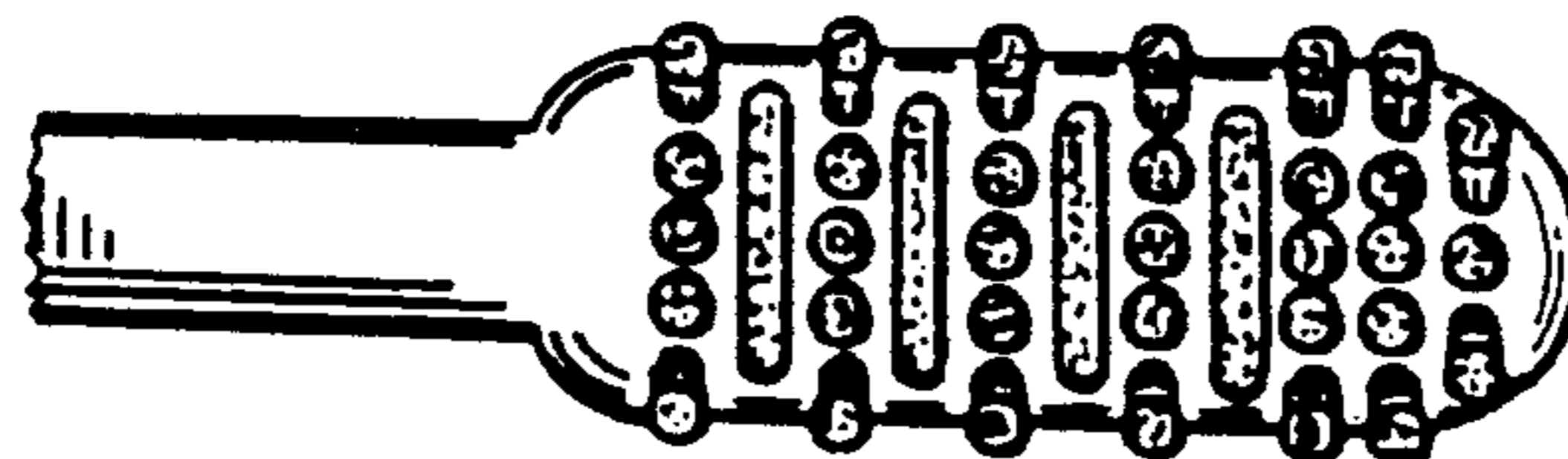
*Primary Examiner*—Wallace R. Burke  
*Assistant Examiner*—Lavone D. Tabor  
*Attorney, Agent, or Firm*—Robert C. Sullivan; Richard J. Ancel

### [57] CLAIM


The ornamental design for a toothbrush head and neck unit, as shown and described.

### DESCRIPTION

FIG. 1 is a bottom plan view of a toothbrush head and neck unit showing our new design;  
FIG. 2 is an elevational view of the side thereof;  
FIG. 3 is an enlarged top plan view thereof;  
FIG. 4 is an enlarged opposite side elevational view thereof;  
FIG. 5 is a front elevational view thereof;  
FIG. 6 is a rear elevational view thereof;  
FIG. 7 is a perspective view thereof;  
FIG. 8 is a bottom plan view showing a second embodiment of our new design;  
FIG. 9 is an elevational view of the side thereof;  
FIG. 10 is an enlarged top plan view thereof;  
FIG. 11 is an enlarged opposite side elevational view thereof;  
FIG. 12 is a front elevational view thereof;  
FIG. 13 is a rear elevational view thereof; and,  
FIG. 14 is a perspective view thereof.



**FIG. 1**



**FIG. 2**




FIG. 3

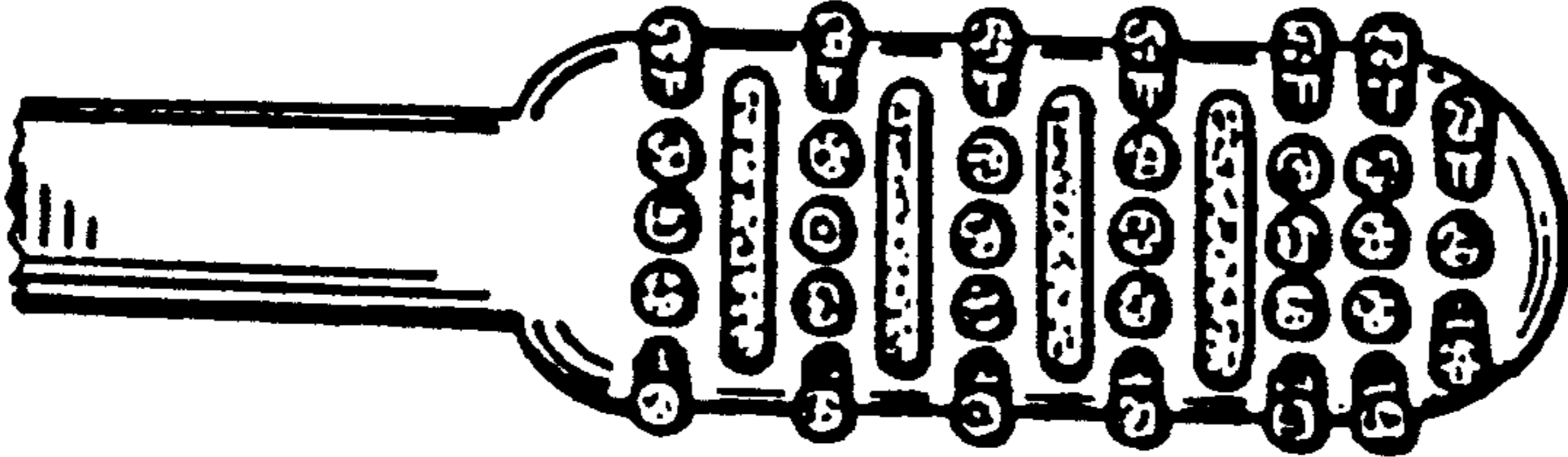


FIG. 4





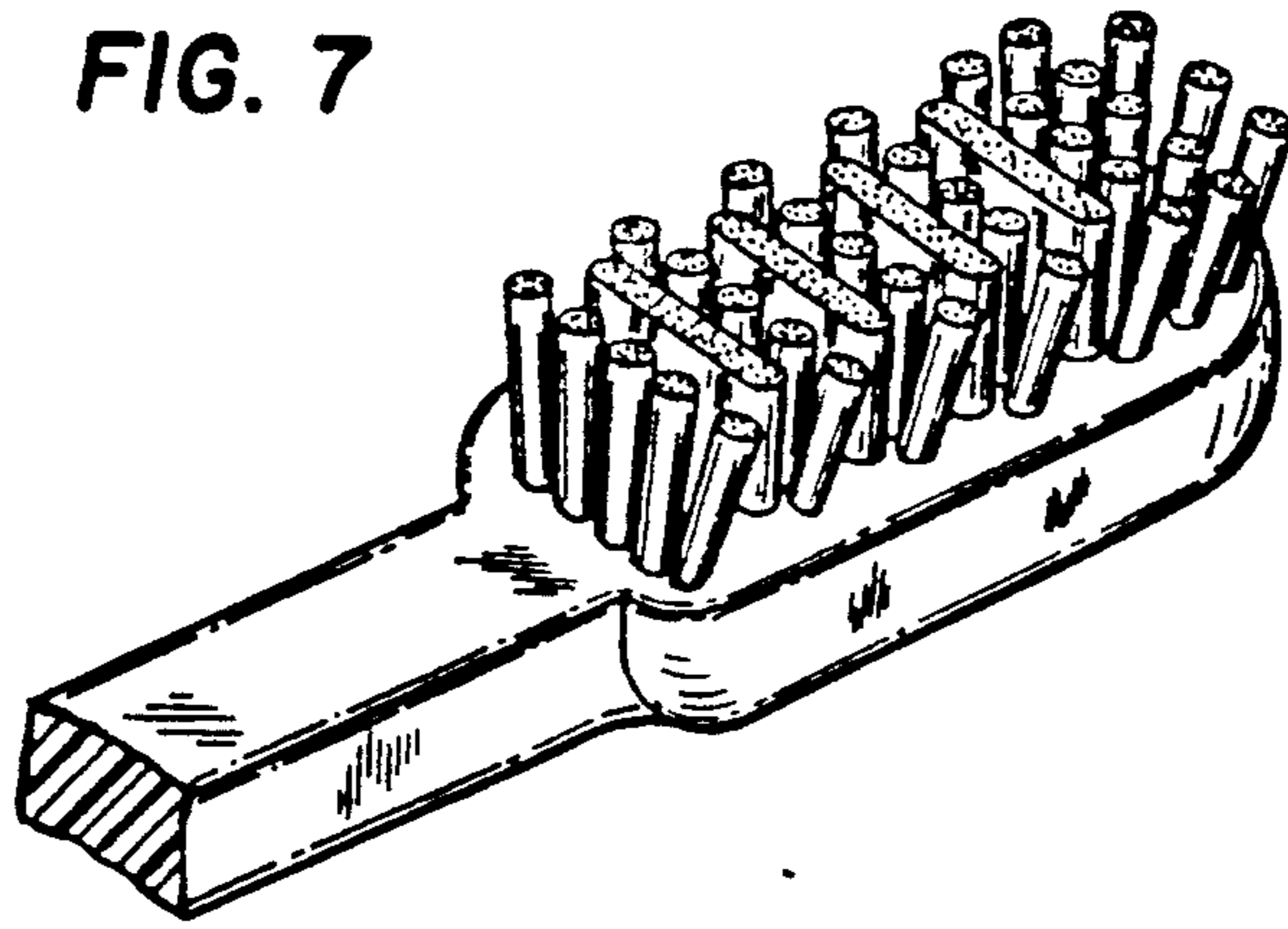
FIG. 5




FIG. 6



**FIG. 7**



**FIG. 8**



**FIG. 9**




FIG. 10

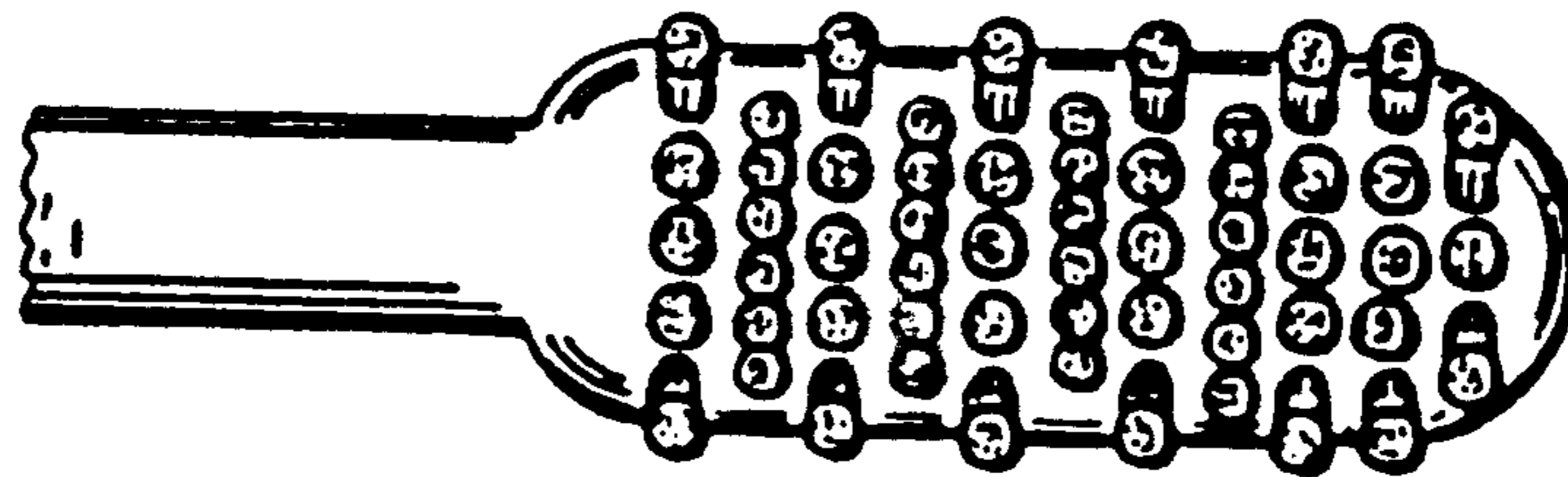


FIG. 11




FIG. 12




FIG. 13




FIG. 14

