



US00D343276S

United States Patent [19]

[11] Patent Number: **Des. 343,276**

Hoshino

[45] Date of Patent: **** Jan. 18, 1994**

[54] **SLIPPER**

[56] **References Cited**

[75] Inventor: **Tamio Hoshino, Hayama, Japan**

U.S. PATENT DOCUMENTS

[73] Assignee: **Brooks Co., Ltd., Tokyo, Japan**

- D. 154,509 7/1949 Reinhart et al. D2/279
- D. 172,669 7/1954 Kleppen D2/279
- D. 179,588 1/1957 Beaver D2/279
- D. 250,700 1/1979 Studdard D11/129 X

[**] Term: **14 Years**

Primary Examiner—Louis S. Zarfes
Attorney, Agent, or Firm—Bacon & Thomas

[21] Appl. No.: **841,444**

[57] **CLAIM**

The ornamental design for a slipper, as shown.

[22] Filed: **Feb. 26, 1992**

DESCRIPTION

[30] **Foreign Application Priority Data**

Sep. 5, 1991 [JP] Japan 2-26606

[52] U.S. Cl. D2/899; D11/129;
D21/179

[58] Field of Search D2/264, 265, 273, 279,
D2/308; 36/10, 112, 132, 136

FIG. 1 is a front and left side perspective view of a slipper showing my new design;
FIG. 2 is a front elevational view thereof;
FIG. 3 is a right side elevational view thereof;
FIG. 4 is a left side elevational view thereof;
FIG. 5 is a rear elevational view thereof;
FIG. 6 is a top plan view thereof; and,
FIG. 7 is a bottom plan view thereof.




FIG. 1




FIG. 2




FIG. 3




FIG. 4




FIG. 5




FIG. 6

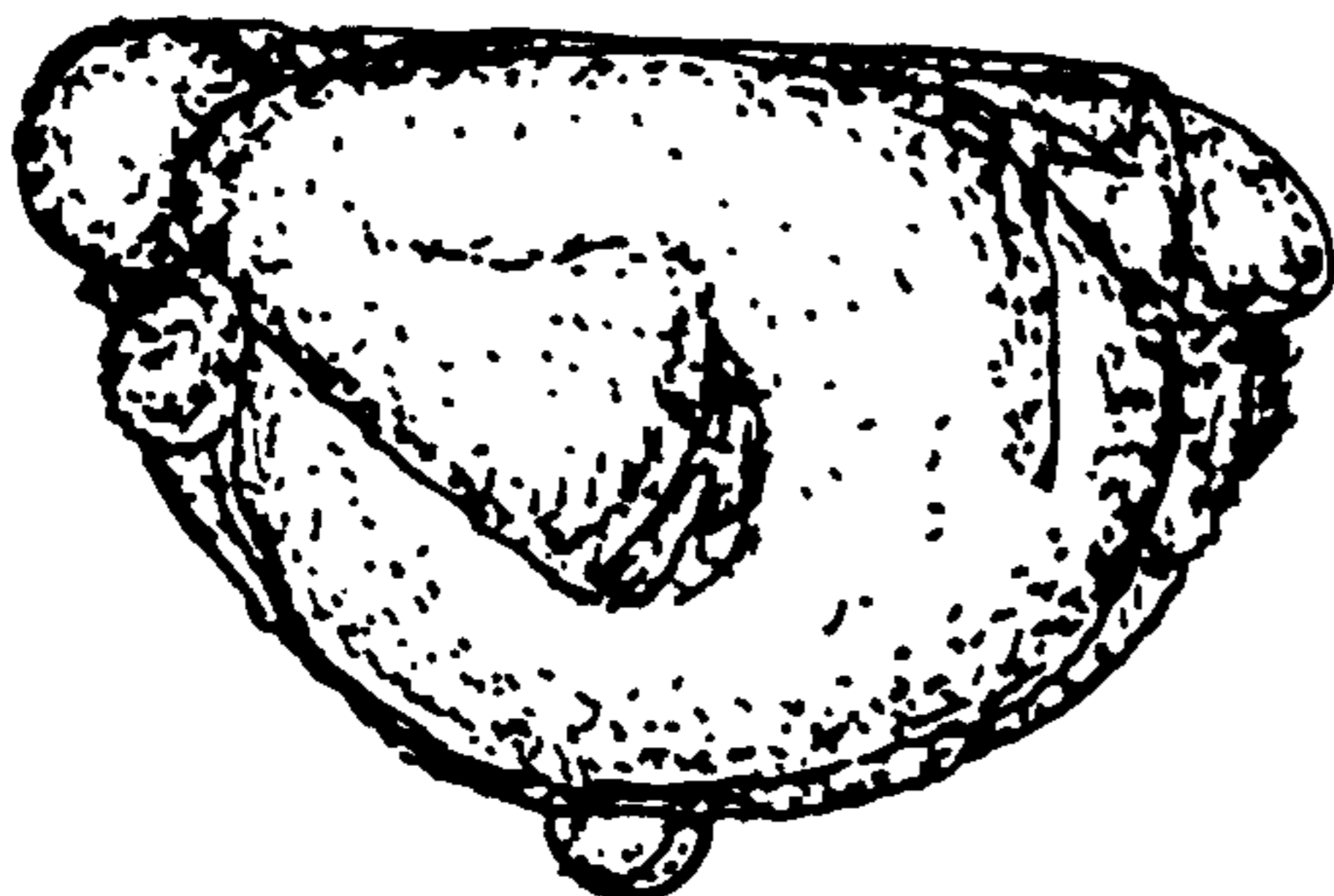


FIG. 7

