



US00D343273S

United States Patent [19]

Henry et al.

[11] Patent Number: **Des. 343,273**

[45] Date of Patent: **** Jan. 18, 1994**

[54] **VISOR**

[76] Inventors: **Bradford T. Henry, 4444 S. Rio Grande Ave. - #716A; Kent C. Knutson, W. Oakridge Rd. - #913A, both of Orlando, Fla. 32809**

[**] Term: **14 Years**

[21] Appl. No.: **791,630**

[22] Filed: **Nov. 14, 1991**

3,266,056 8/1966 De Villers et al. D2/247 X
3,271,778 9/1966 Ferguson D2/247 X
4,606,077 8/1986 Phillips D2/253 X

Primary Examiner—Bernard Ansher
Assistant Examiner—Paula Mortimer
Attorney, Agent, or Firm—Merchant Gould Smith Edell Welter & Schmidt

[57] CLAIM

The ornamental design for a visor, as shown and described.

DESCRIPTION

FIG. 1 is a left side perspective view of a visor showing my new design;
FIG. 2 is a front elevational view thereof;
FIG. 3 is a rear elevational view thereof;
FIG. 4 is a right side elevational view, the left side is a mirror image;
FIG. 5 is a top plan view thereof;
FIG. 6 is a bottom plan view thereof;
FIG. 7 is a left side perspective view of a second embodiment showing my new design, the difference being the rear cylindrical adjusting keeper and the open ends;
FIG. 8 is a rear perspective view thereof;
FIG. 9 is a front elevational view thereof;
FIG. 10 is a rear elevational view thereof;
FIG. 11 is a right side elevational view the opposite side is a mirror image thereof;
FIG. 12 is a top plan view thereof; and,
FIG. 13 is a bottom plan view thereof.
The broken line showing the human form in FIGS. 1, 7, and 8 is for illustrative purposes only and forms no part of the claimed design.

Related U.S. Application Data

[63] Continuation-in-part of Ser. No. 647,009, Mar. 20, 1991, abandoned.

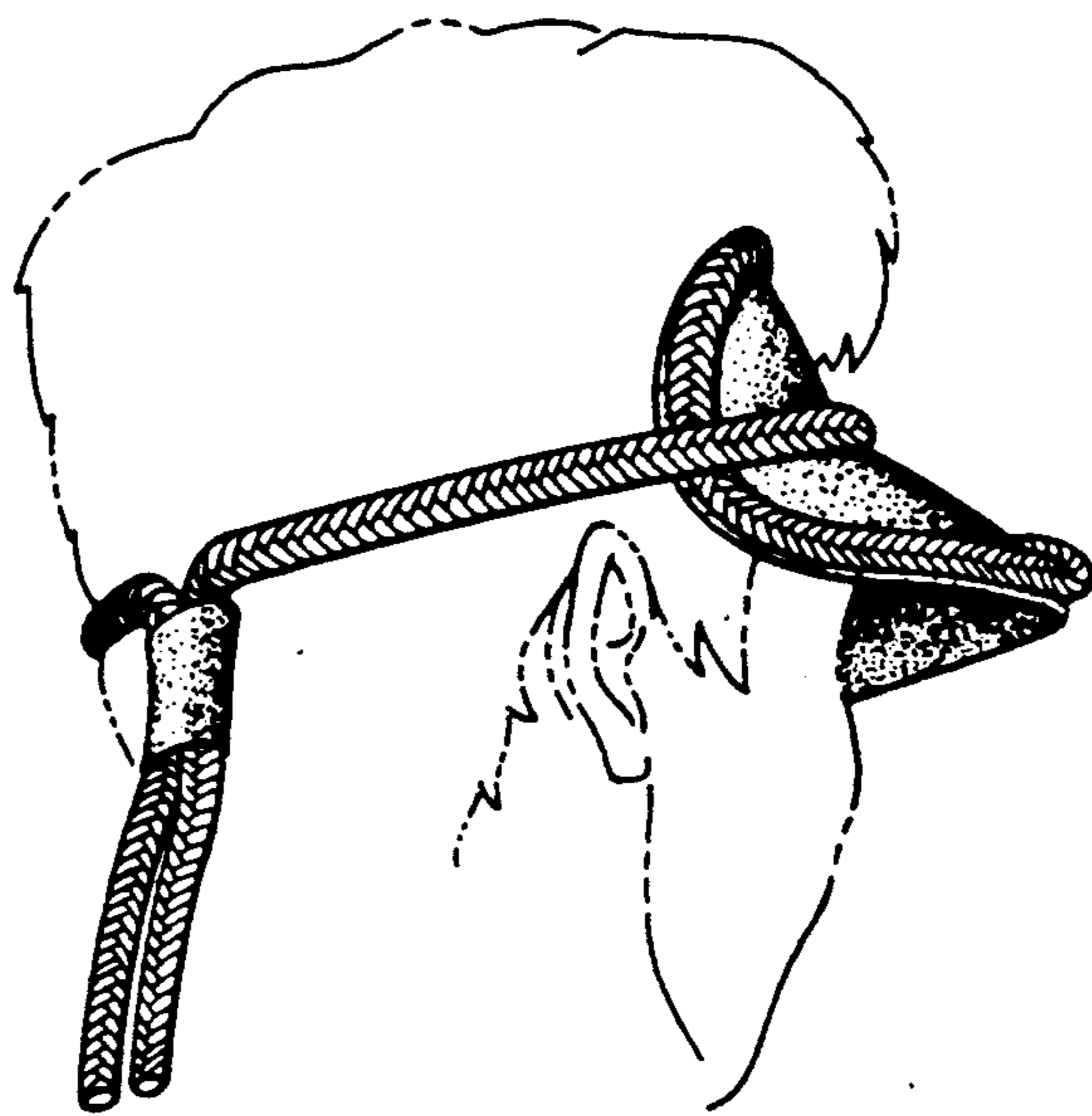

[52] U.S. Cl. **D2/876**

[58] Field of Search **D2/244, 247, 245, 512, D2/246, 515, 607; 2/244, 195, 171, 12, 197, 183, 186, 172, 171.5, 199, 2; 87/9, 8, 11**

[56] References Cited

U.S. PATENT DOCUMENTS

- D. 83,713 3/1931 Blattmannvolksk 2/247
- D. 121,457 7/1940 Nudell D2/514
- D. 206,191 11/1966 Lawrence D2/244 X
- D. 237,758 11/1975 Huffman D2/244
- D. 263,092 2/1982 Fay D2/253 X
- D. 267,752 2/1983 Fairbrother D2/244 X
- D. 282,406 2/1986 Levy D2/253 X
- D. 287,901 1/1987 Laughlin D2/252
- D. 288,741 3/1987 Holt D2/514
- 1,809,956 6/1931 Wrenshall 2/12
- 2,572,889 10/1951 Strykower D2/607 X
- 2,803,015 8/1957 Milone D2/257 X






FIG. 1

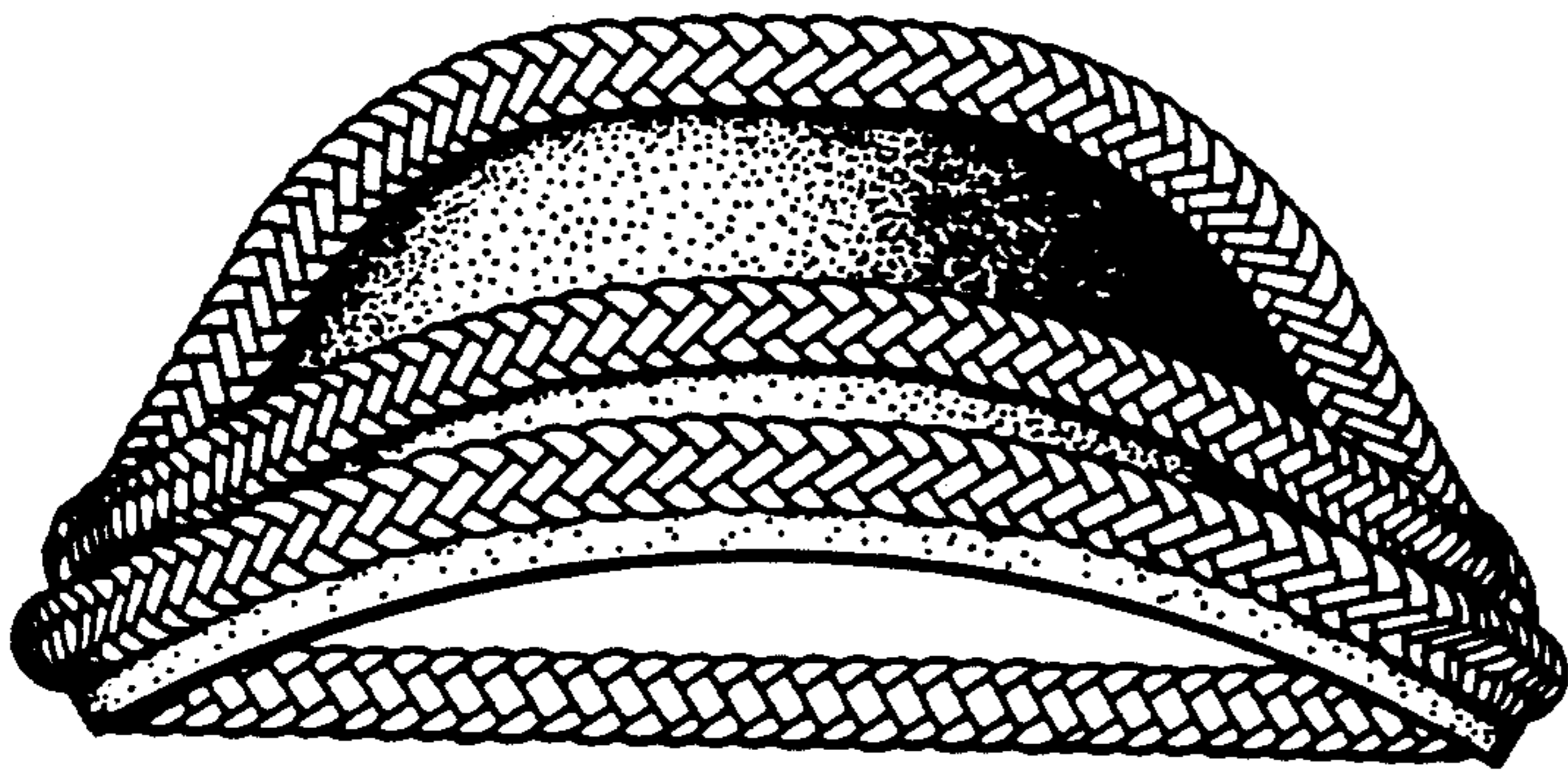


FIG. 2

FIG. 3




FIG. 4




FIG. 5

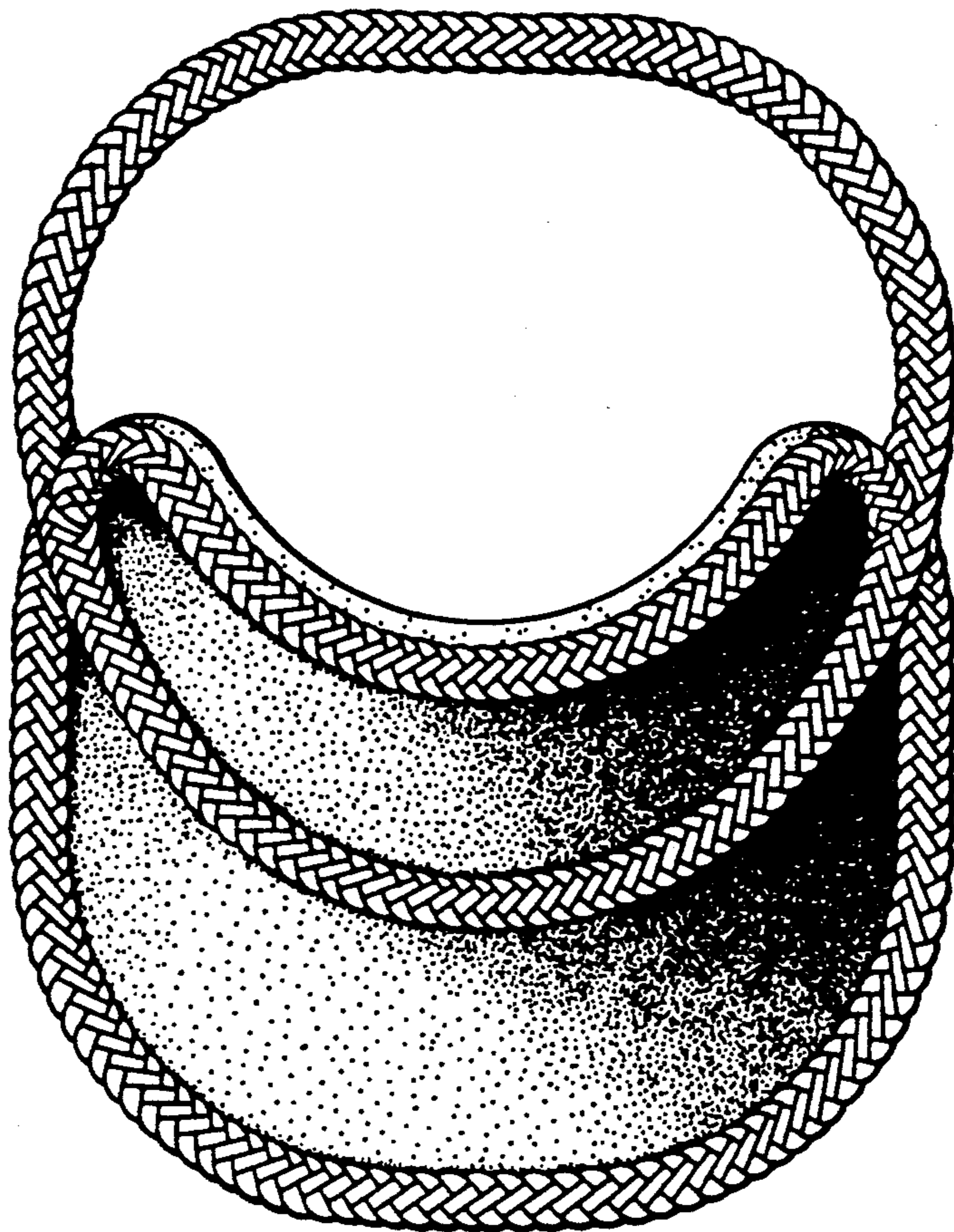



FIG. 6






FIG. 7

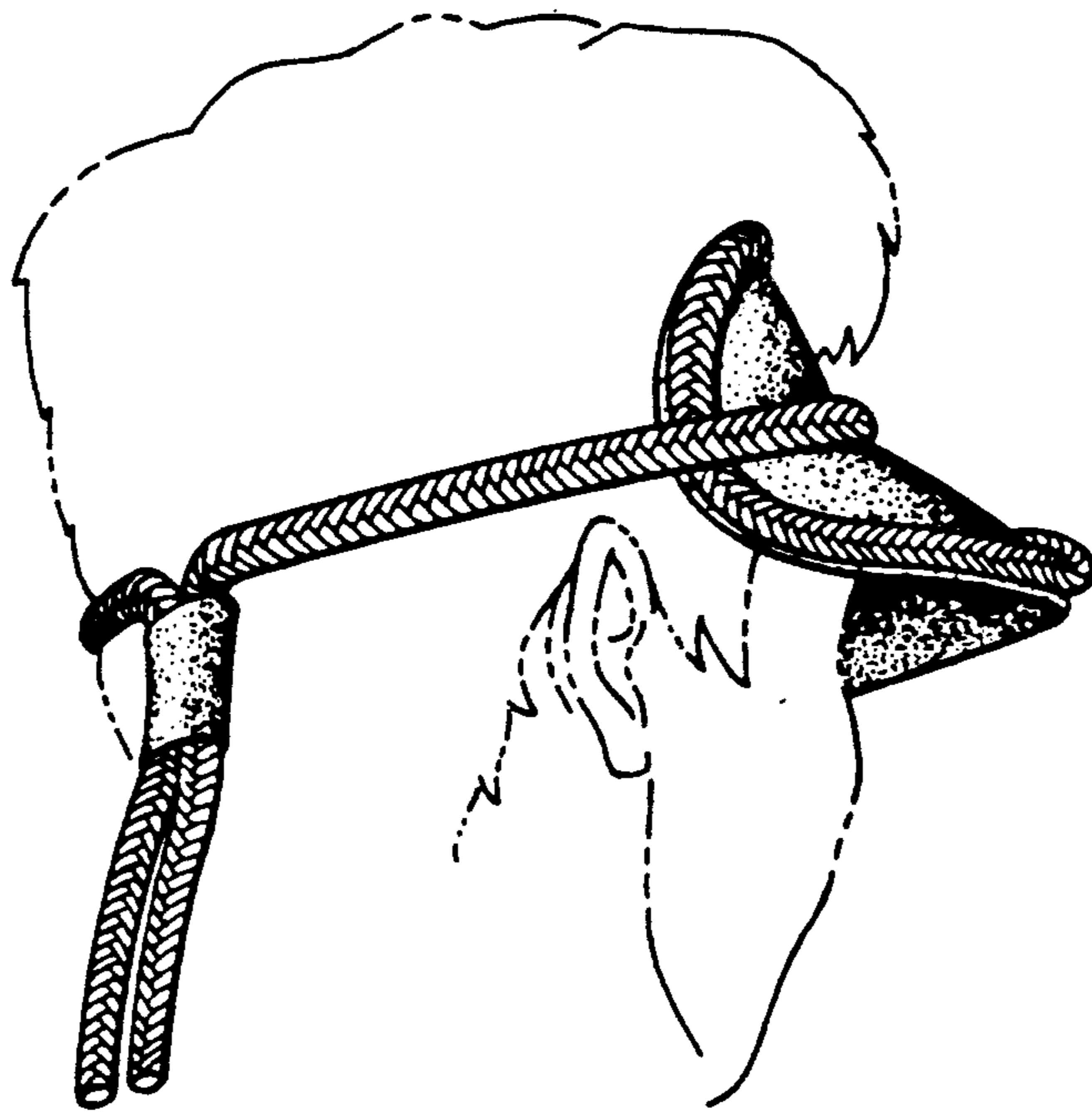


FIG. 8




FIG. 9




FIG. 10

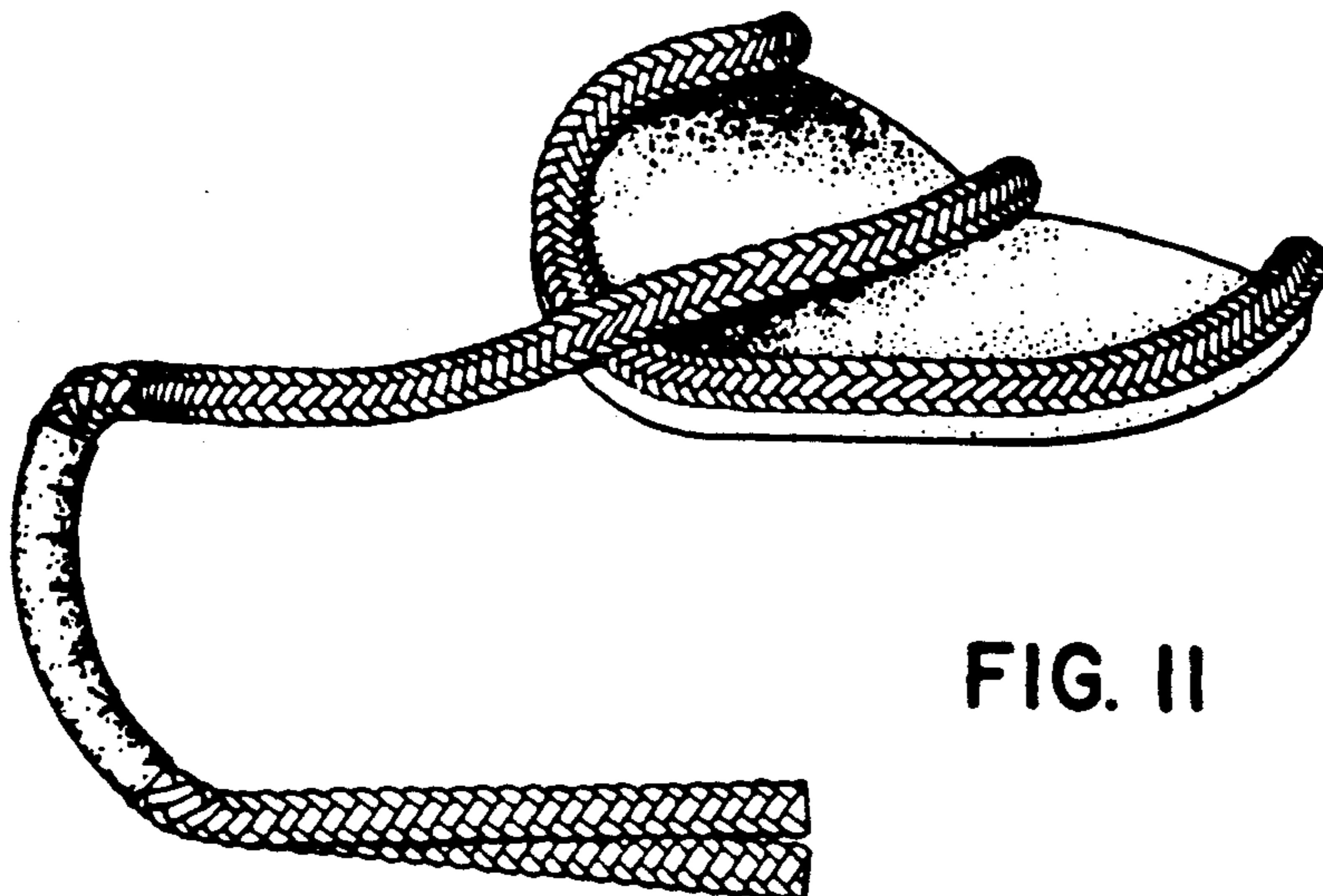


FIG. 11

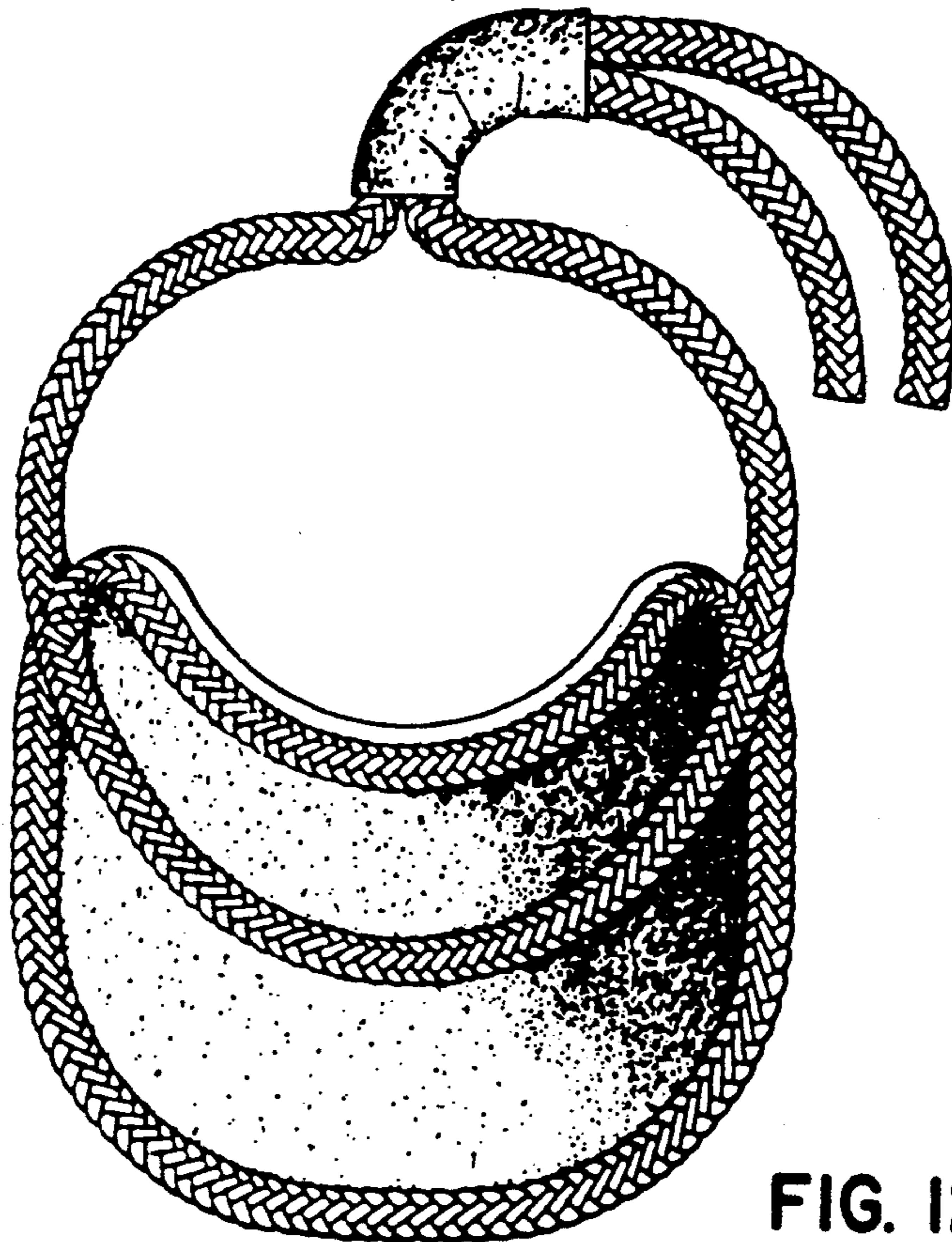


FIG. 12

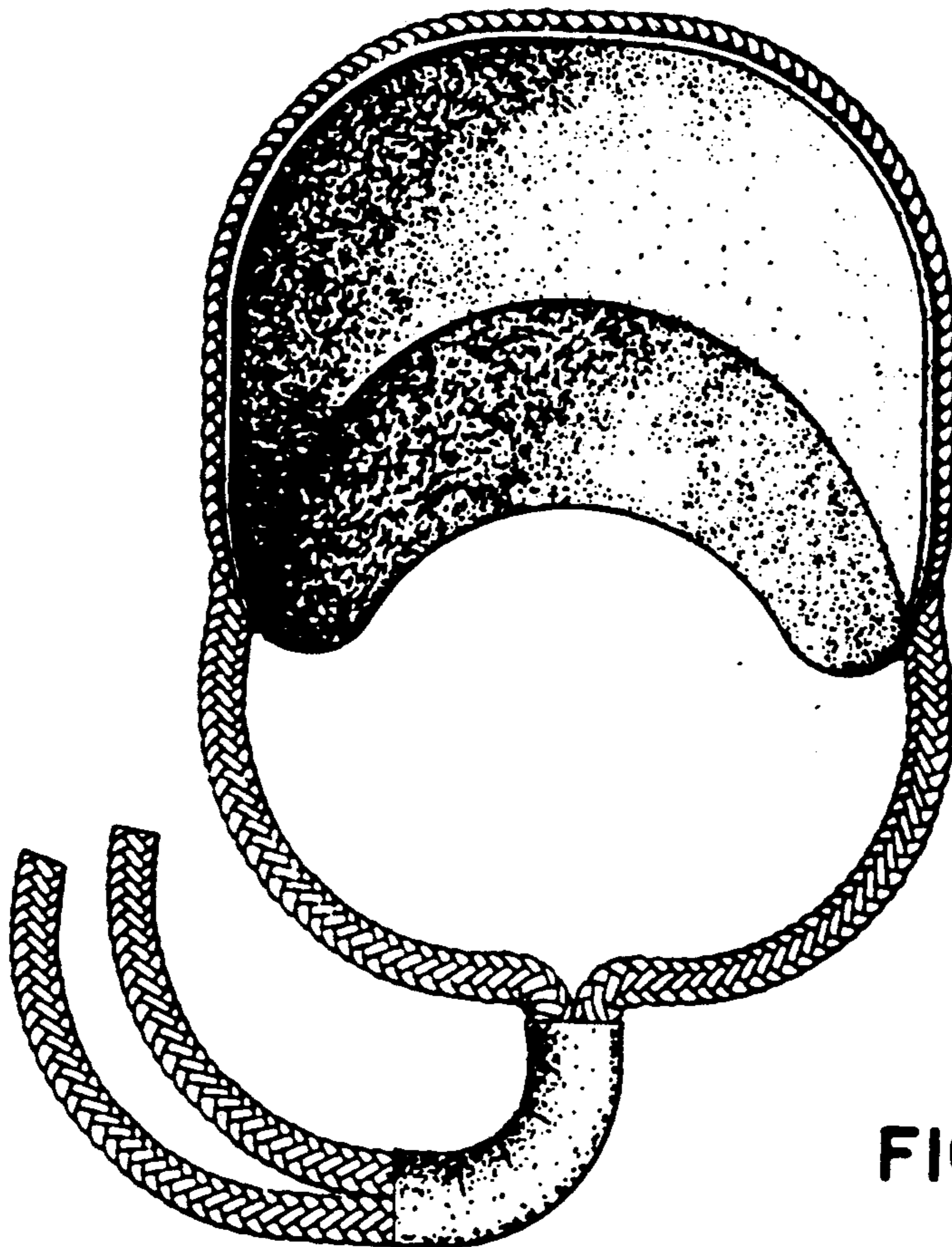


FIG. 13

UNITED STATES PATENT AND TRADEMARK OFFICE
CERTIFICATE OF CORRECTION

PATENT NO. : Des. 343,273
DATED : January 18, 1994
INVENTOR(S) : Henry et al.

It is certified that error appears in the above-identified patent and that said Letters Patent is hereby corrected as shown below:

Title page, under
Related U.S. Data [63], "Mar. 20, 1991" should be
--Jan. 29, 1991--.

Signed and Sealed this
Twentieth Day of September, 1994

Attest:



BRUCE LEHMAN

Attesting Officer

Commissioner of Patents and Trademarks