



US00D343260S

United States Patent [19]

[11] Patent Number: **Des. 343,260**

Kovatch

[45] Date of Patent: **** Jan. 11, 1994**

[54] **FLOOR FOR ANIMALS**

4,768,465	9/1988	Church	119/28
4,796,563	1/1989	Keuter	119/28
4,945,858	8/1990	Myers et al.	119/28
4,953,501	9/1990	Moreau	119/28

[75] Inventor: **Henry Kovatch, La Urbina, Venezuela**

[73] Assignee: **Industrias Uniplasticas, S.A., Guatire, Venezuela**

[**] Term: **14 Years**

Primary Examiner—A. Hugo Word
Assistant Examiner—Cathy Anne MacCormac
Attorney, Agent, or Firm—Dennison, Meserole, Pollack & Scheiner

[21] Appl. No.: **824,461**

[57] CLAIM

[22] Filed: **Jan. 22, 1992**

The ornamental design for a floor for animals, as shown and described.

[52] U.S. Cl. **D30/120; D25/156**

[58] Field of Search 119/27-28; 248/346; D30/120; D25/152, 153, 156

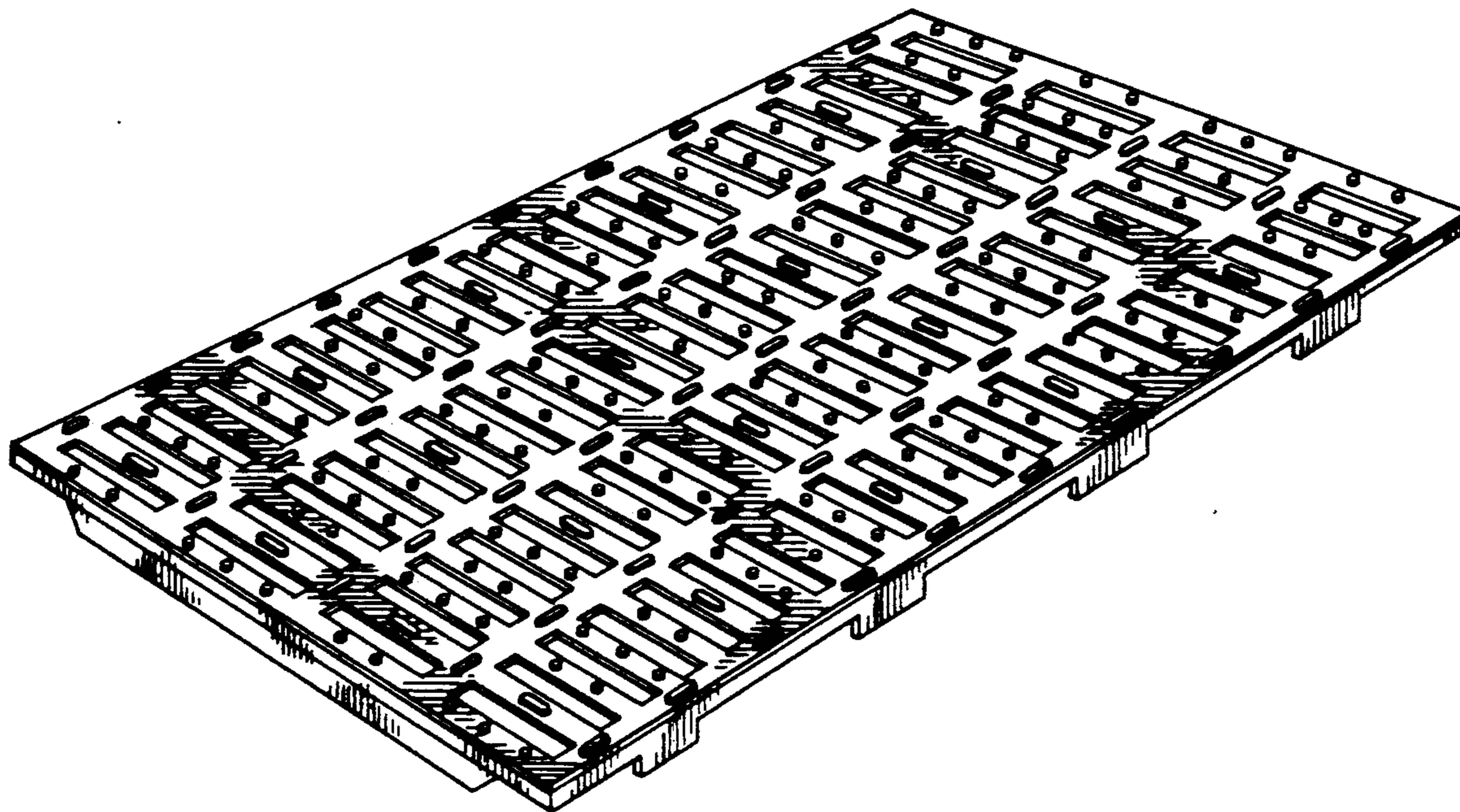
DESCRIPTION

[56] References Cited

U.S. PATENT DOCUMENTS

D. 266,610	10/1982	Bartscher	D30/120
D. 269,384	6/1983	Bunger	D30/120
D. 332,510	1/1993	Kovatch	D30/120
D. 332,673	1/1993	Kovatch	D30/120
4,018,188	4/1977	Burdette	119/28
4,048,960	9/1977	Barnidge et al.	119/28
4,182,271	1/1980	Dodge et al.	119/28
4,235,197	11/1980	Curtis et al.	119/28
4,348,344	9/1982	Nobbe	119/28
4,356,792	11/1982	Leverett	119/28
4,362,128	12/1982	Downey	119/28
4,387,666	6/1983	Thye-Lokenberg	119/28
4,520,759	6/1985	Deters	119/28
4,628,662	12/1986	Nooyen	119/28

FIG. 1 is a perspective view of a floor for animals, showing my new design;
 FIG. 2 is a top plan view thereof;
 FIG. 3 is a side elevational view thereof;
 FIG. 4 is an end elevational view thereof;
 FIG. 5 is a bottom plan view thereof;
 FIG. 6 is a side elevational view thereof showing the opposite side of FIG. 3;
 FIG. 7 is an end elevational view thereof showing the opposite end of FIG. 4;
 FIG. 8 is a fragmentary bottom corner perspective view thereof;
 FIG. 9 is a cross-section detail thereof on line 9—9 is FIG. 2; and,
 FIG. 10 is a cross-section detail thereof on line 10—10 in FIG. 2.



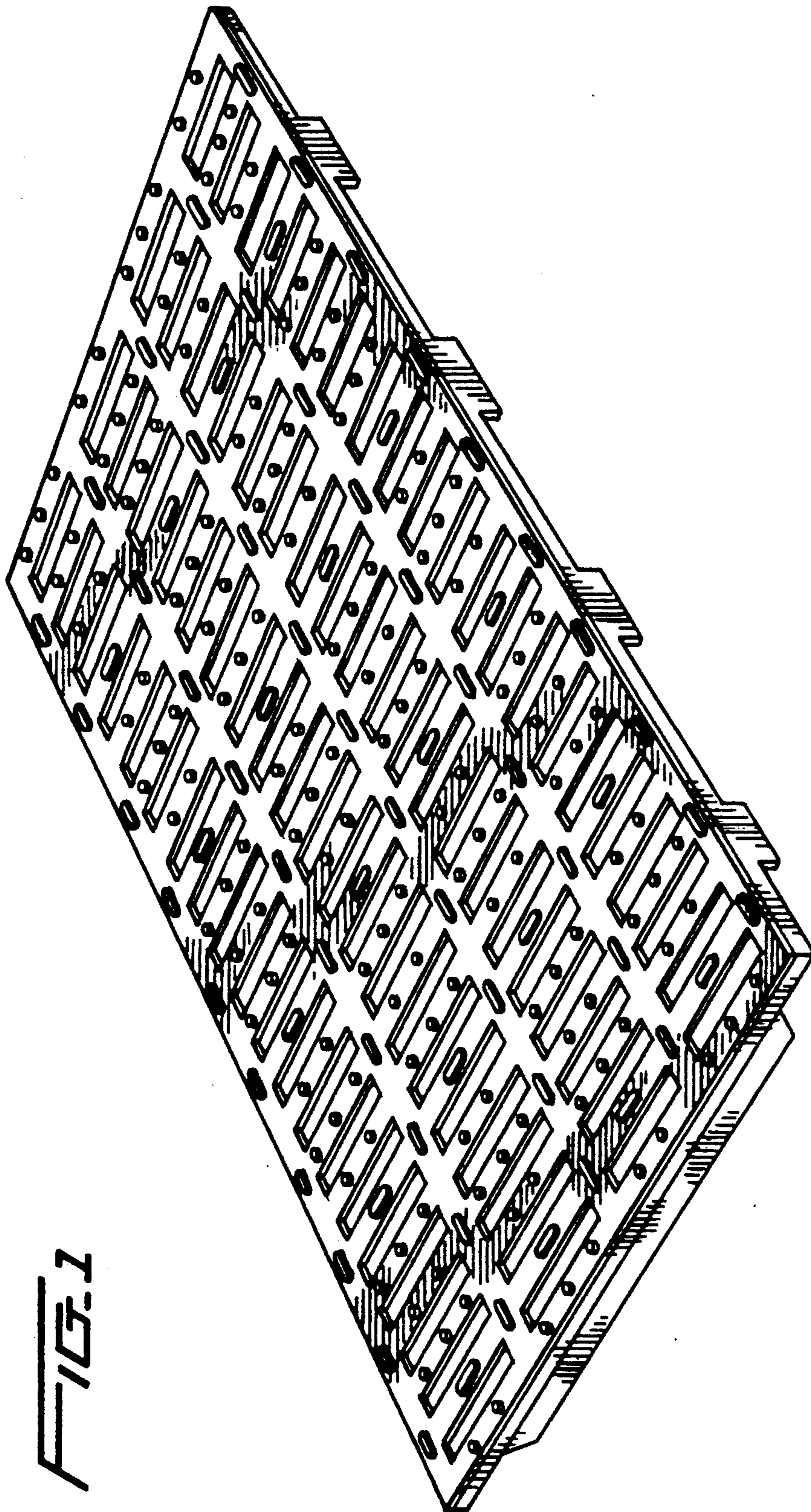




FIG. 3

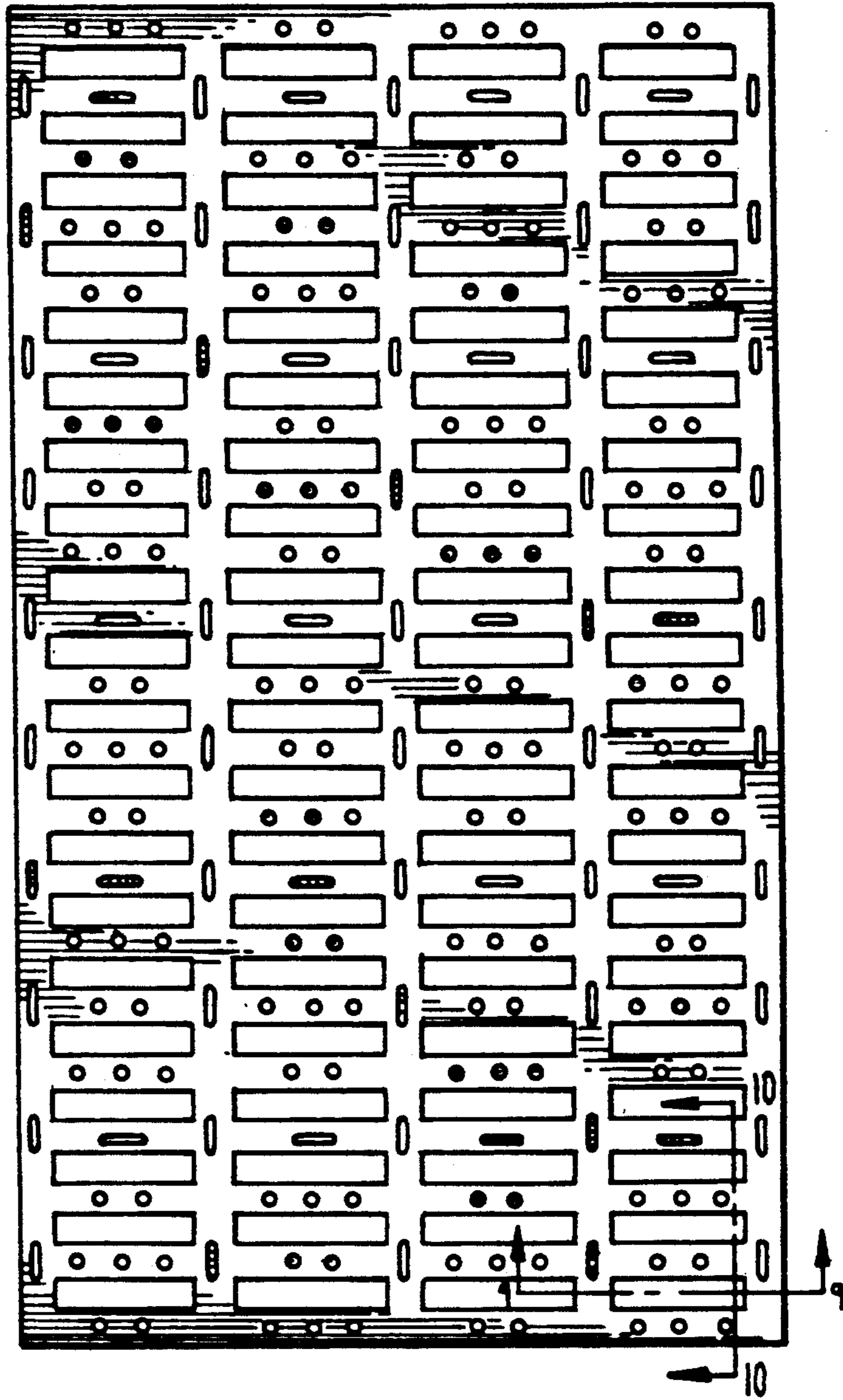


FIG. 2



FIG. 4



FIG. 6




FIG. 5




FIG. 7

FIG. 8

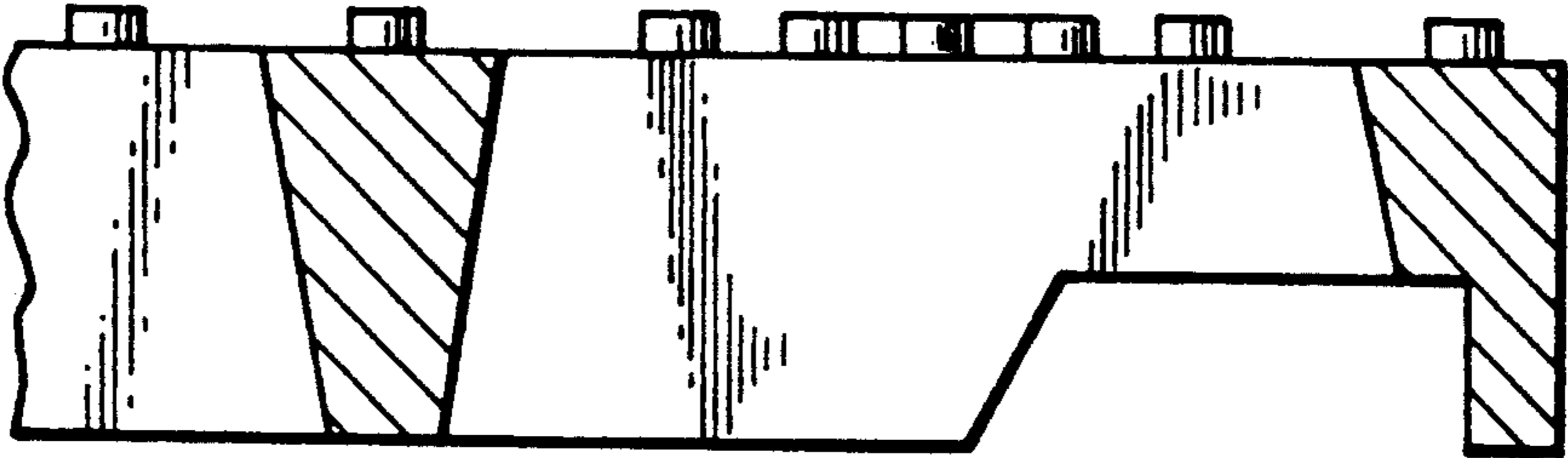
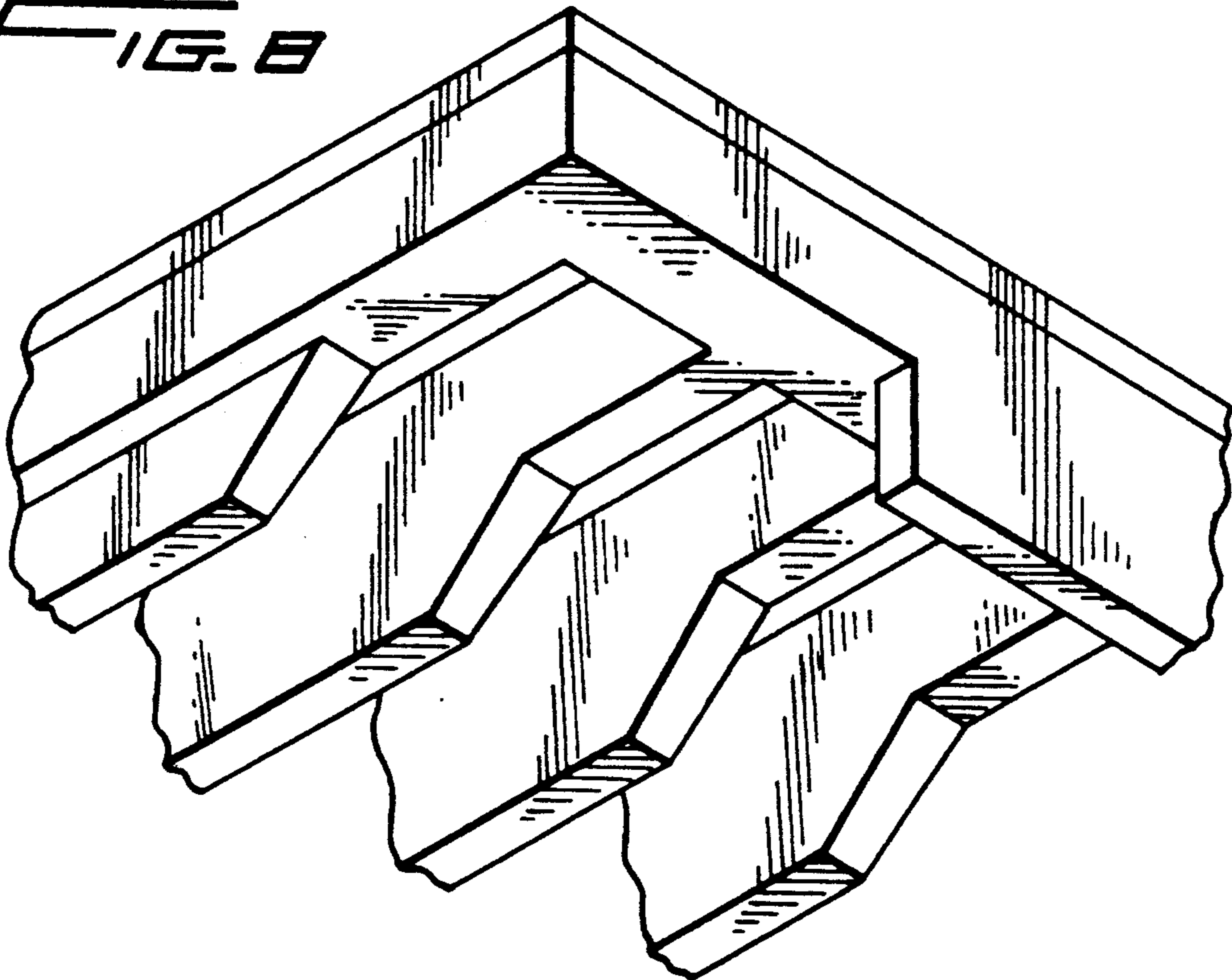


FIG. 9




FIG. 10