



US00D343225S

**United States Patent** [19]  
**Grice**

[11] **Patent Number: Des. 343,225**  
[45] **Date of Patent: \*\* Jan. 11, 1994**

[54] **BAIT CASTING ROD HANDLE**  
[75] **Inventor: Steven L. Grice, Spirit Lake, Iowa**  
[73] **Assignee: Berkley, Inc., Spirit Lake, Iowa**  
[\*\*] **Term: 14 Years**  
[21] **Appl. No.: 749,416**  
[22] **Filed: Aug. 23, 1991**  
[52] **U.S. Cl. .... D22/142**  
[58] **Field of Search ..... 43/17.5, 18.1, 18.5,  
43/20, 22, 23; D22/142**

4,693,029 9/1987 Yamamoto et al. .... 43/22

*Primary Examiner—A. Hugo Word*  
*Assistant Examiner—Doris V. Coles*  
*Attorney, Agent, or Firm—Faegre & Benson*

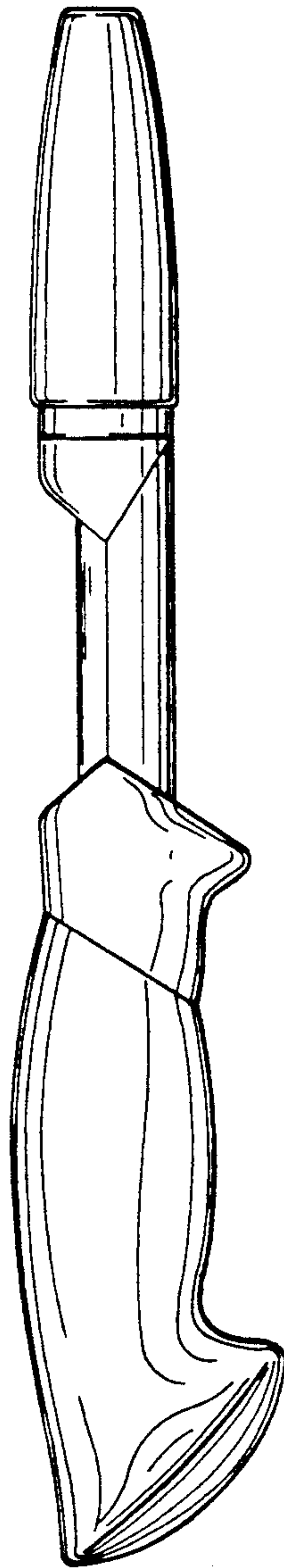
[57] **CLAIM**

The ornamental design for a bait casting rod handle, as shown and described.

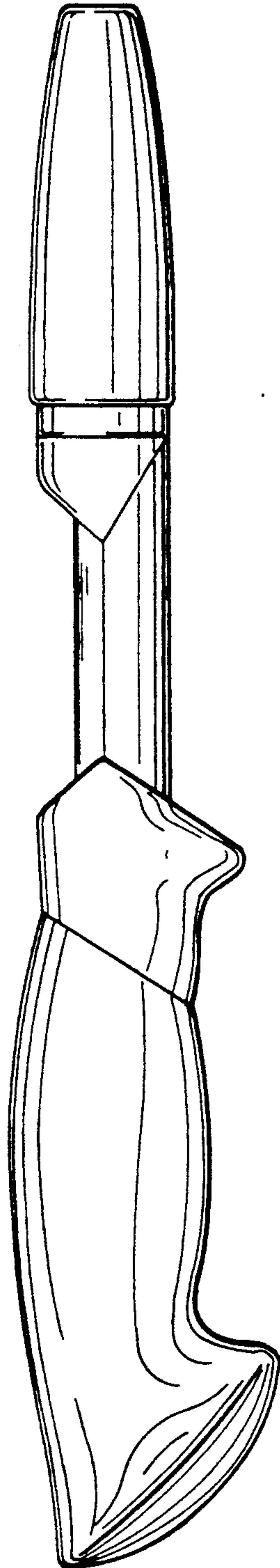
**DESCRIPTION**

FIG. 1 is a side elevational view thereof, the opposite side being a mirror image of a bait casting rod handle showing my new design;  
FIG. 2 is a bottom plan view thereof;  
FIG. 3 is a top plan view thereof;  
FIG. 4 is a front elevational view thereof; and,  
FIG. 5 is a rear elevational view thereof.

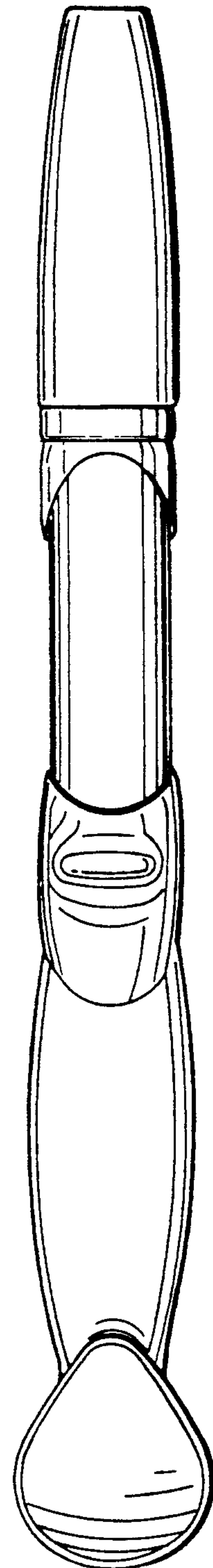
[56] **References Cited**  
**U.S. PATENT DOCUMENTS**  
D. 325,421 4/1992 Yasui ..... D22/142



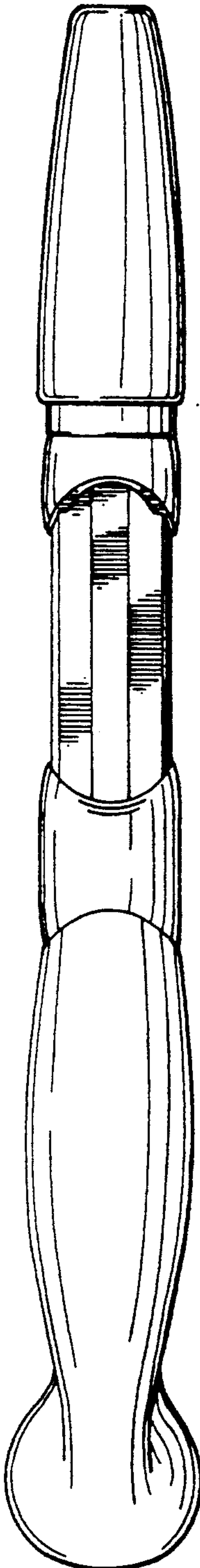
*Fig. 1*



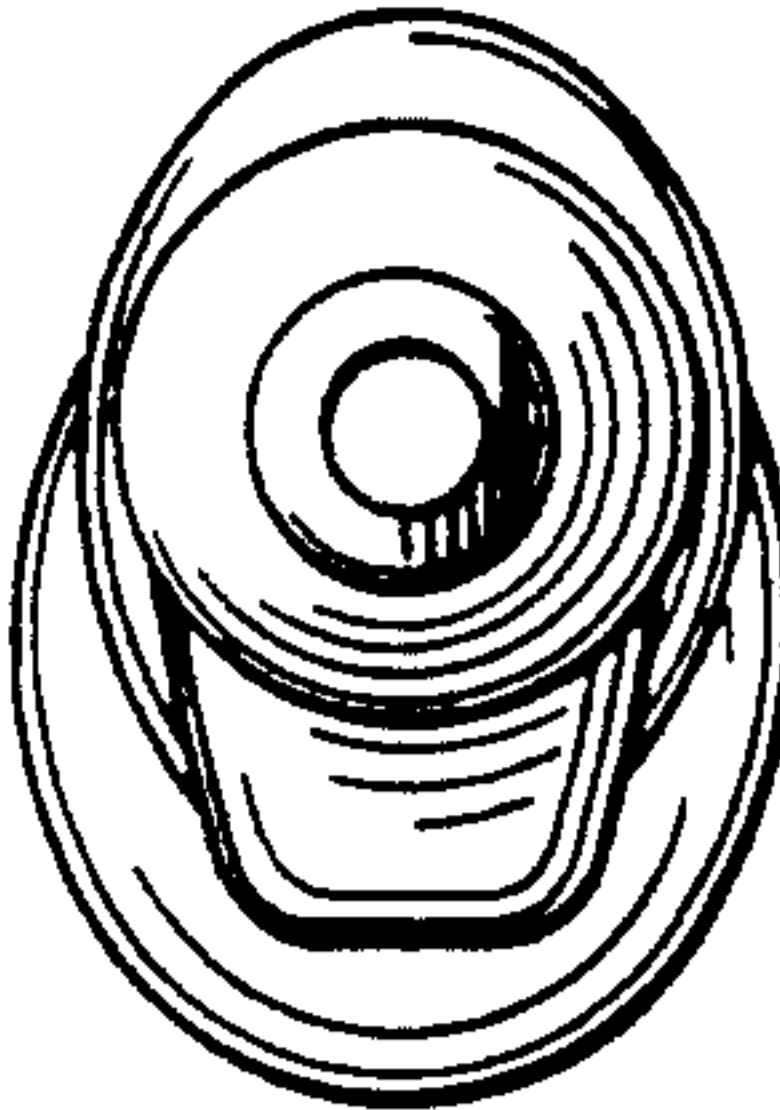
*Fig. 2*



*Fig. 3*



*Fig. 4*



*Fig. 5*

