



US00D343195S

United States Patent [19]

[11] Patent Number: **Des. 343,195**

Socolof

[45] Date of Patent: **** Jan. 11, 1994**

[54] GIFTBOX GREETING CARD

[76] Inventor: **Mary Socolof**, 1020 Garden St., Hoboken, N.J. 07030

[**] Term: **14 Years**

[21] Appl. No.: **900,333**

[22] Filed: **Jun. 18, 1992**

[52] U.S. Cl. **D19/1; D19/6**

[58] Field of Search 229/92.8; 206/423; 40/124.1, 160; 283/117; D19/1-8, 26, 27

[56] **References Cited**

U.S. PATENT DOCUMENTS

D. 164,654	9/1951	Steinberg	D19/4 X
1,909,013	5/1933	Ruzicka	206/423 X
2,314,721	3/1943	Lowenstein	40/160
3,633,301	1/1972	Calabuig	40/160
3,664,049	5/1972	Smith	40/124.1
3,829,998	8/1974	Flax	40/160 X
4,885,859	12/1989	Gasser	40/124.1 X
4,938,414	7/1990	Lippert	229/92.8

FOREIGN PATENT DOCUMENTS

46939 4/1977 Japan 40/124.1

OTHER PUBLICATIONS

Letraset 1983. p. 242. Element A arrow on center of page.

Primary Examiner—Wallace R. Burke
Assistant Examiner—Pamela Burgess
Attorney, Agent, or Firm—Charles E. Temko

[57] **CLAIM**

The ornamental design for a giftbox greeting card, as shown and described.

DESCRIPTION

FIG. 1 is a top plan view showing my new design; FIG. 2 is a right side elevational view thereof; FIG. 3 is a front end elevational view thereof; FIG. 4 is a rear end elevational view thereof; FIG. 5 is a left side elevational view thereof; FIG. 6 is a bottom plan view thereof; and, FIG. 7 is a view in perspective showing the device in opened condition.

The broken lines shown in FIGS. 1 and 7 are for illustrative purposes only, forming no part of the claimed design.

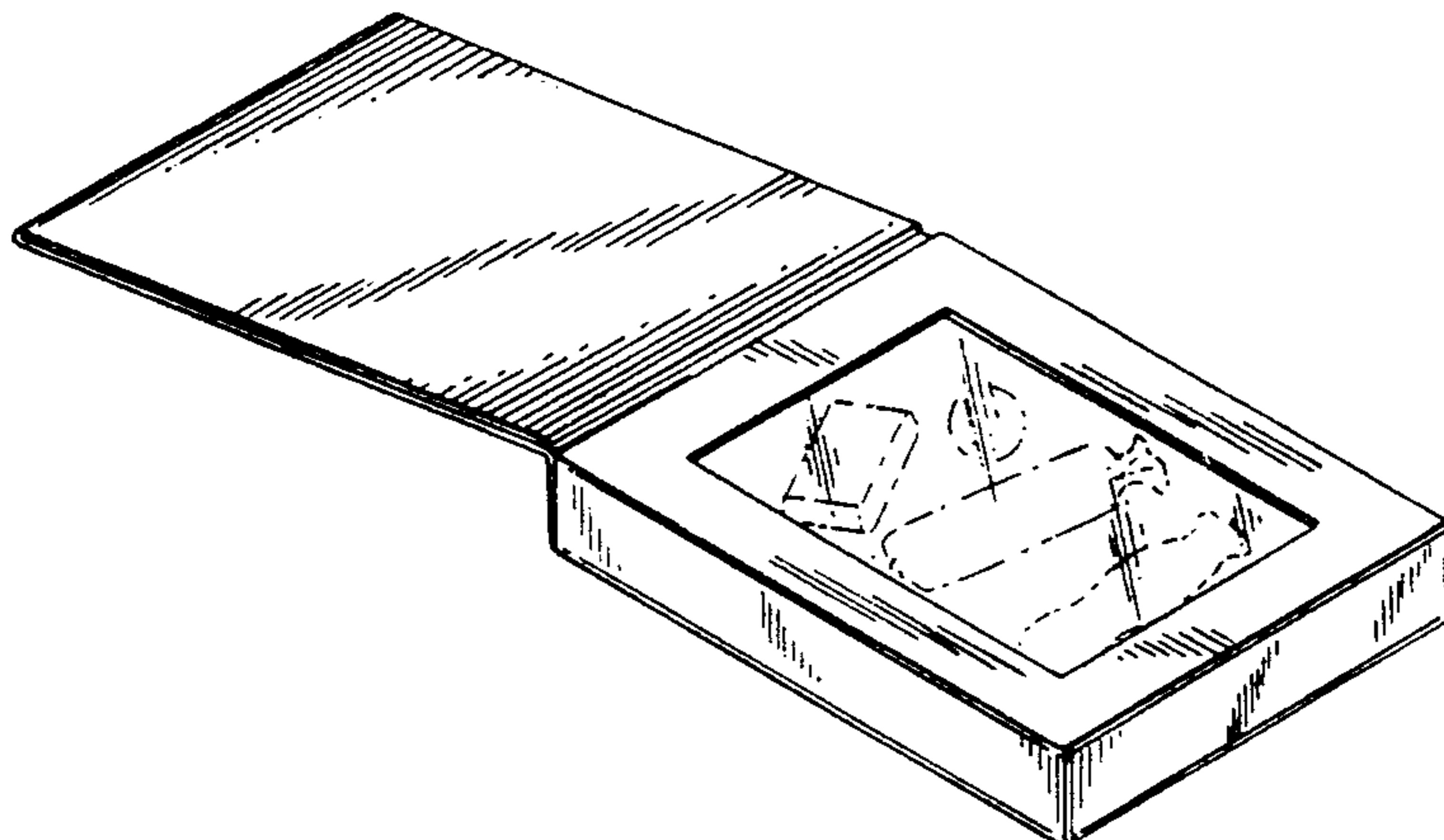
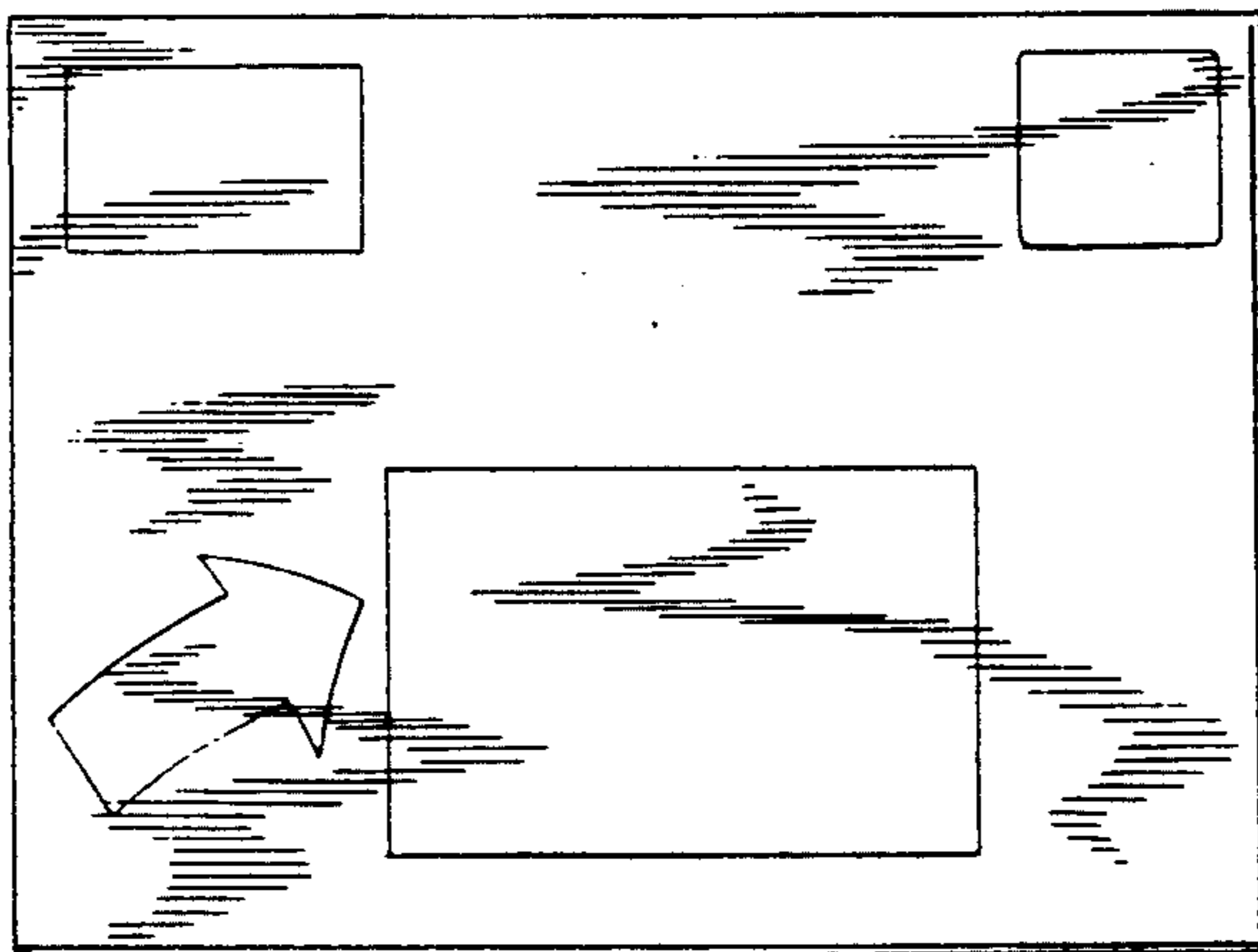


FIG. 1

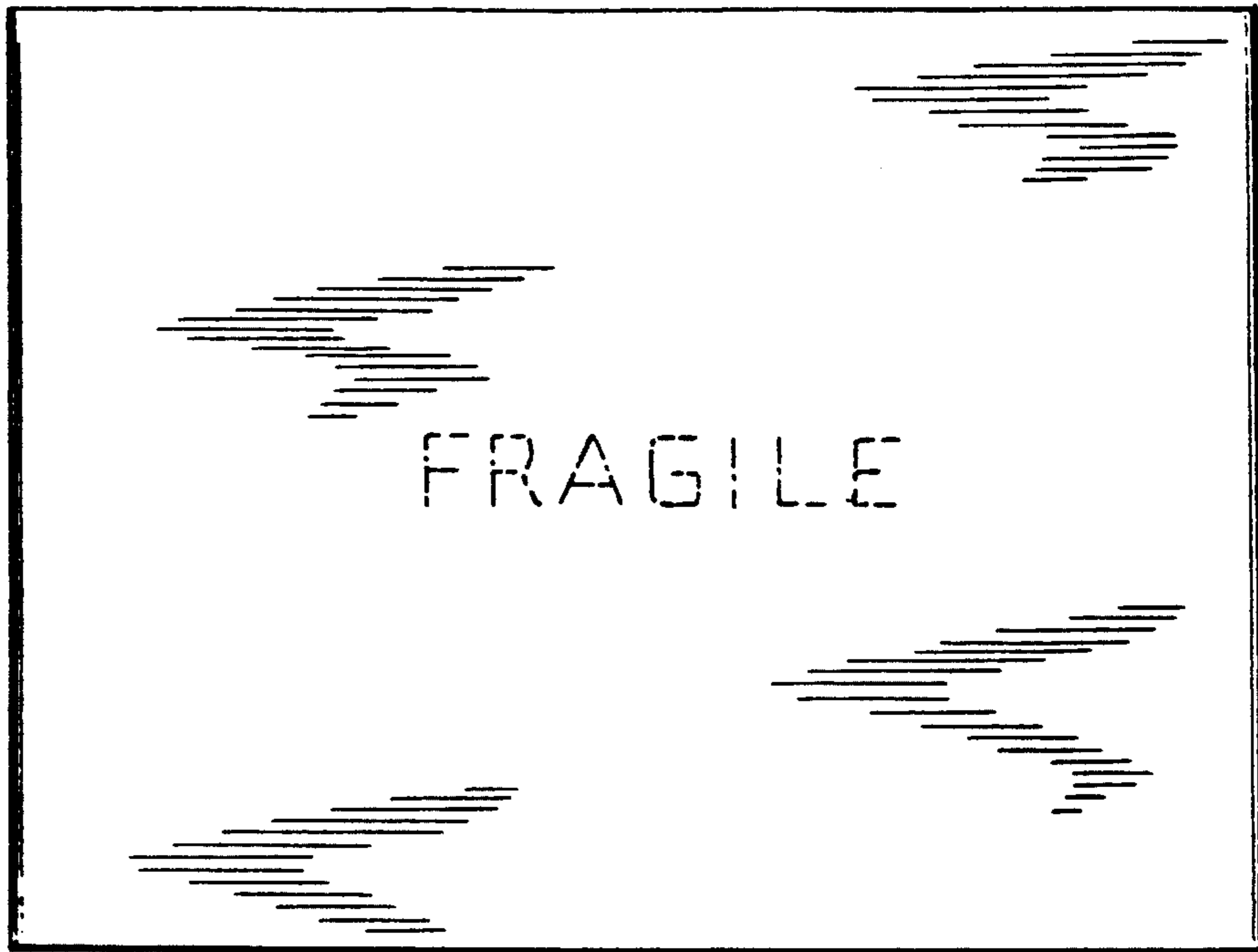


FIG. 2



FIG. 3



FIG. 4




FIG. 5




FIG. 6

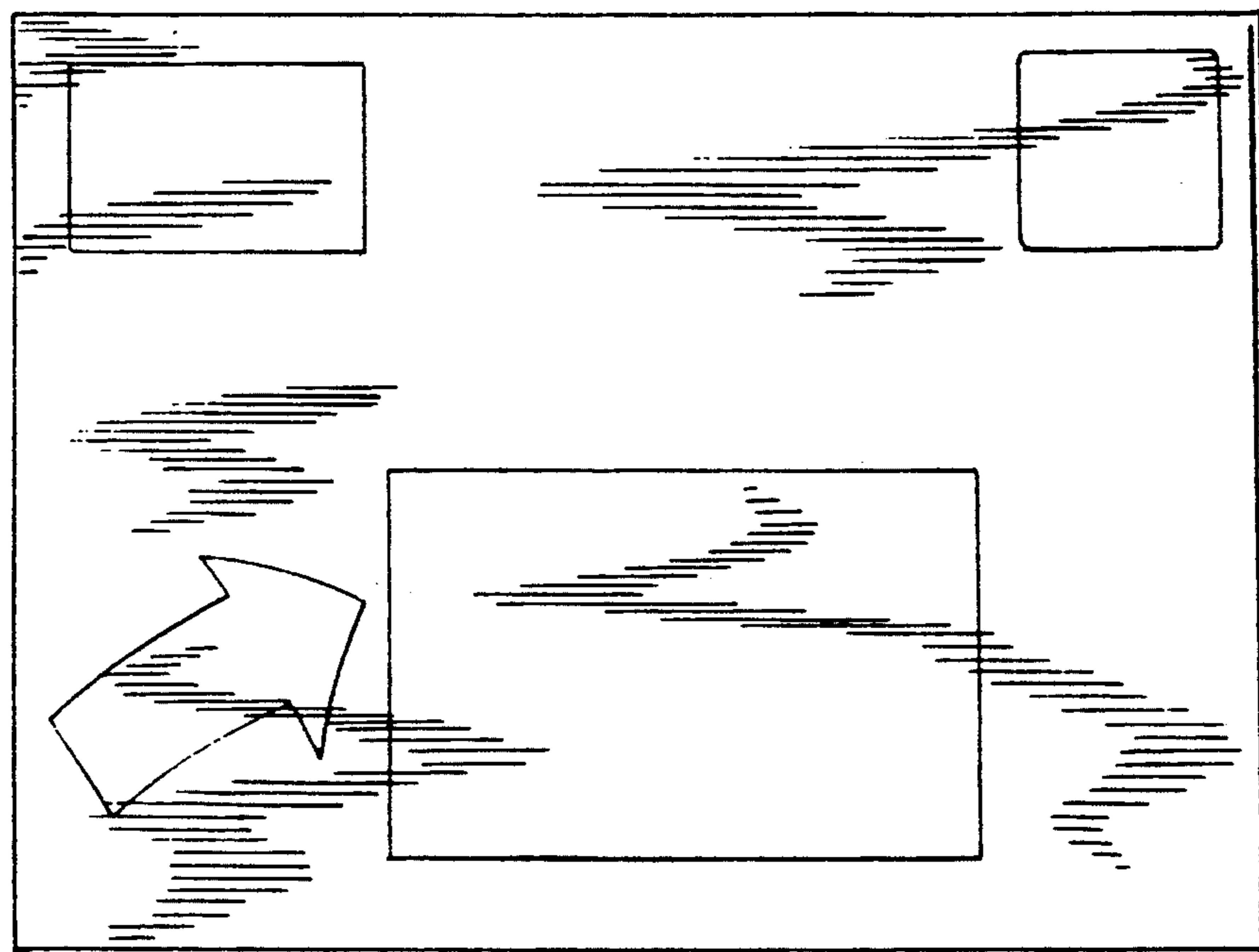


FIG. 7

