



US00D343194S

United States Patent [19]

Tashiro et al.

[11] Patent Number: **Des. 343,194**

[45] Date of Patent: **** Jan. 11, 1994**

[54] **LASER BEAM PRINTER**

[75] Inventors: **Naoki Tashiro, Tokyo; Hiroyuki Tokuda, Yokohama, both of Japan**

[73] Assignee: **Canon Kabushiki Kaisha, Tokyo, Japan**

[*] Notice: The portion of the term of this patent subsequent to Aug. 10, 2007 has been disclaimed.

[**] Term: **14 Years**

[21] Appl. No.: **765,116**

[22] Filed: **Sep. 25, 1991**

[30] **Foreign Application Priority Data**

Apr. 3, 1991 [JP] Japan 3-9480

[52] U.S. Cl. **D18/55**

[58] Field of Search ... 400/613, 613.1-613.4, 691-694, 126; 101/420; D18/50, 54-55, 36-37

[56] **References Cited**

U.S. PATENT DOCUMENTS

| | | | | |
|------------|---------|------------|-------|--------|
| D. 281,256 | 11/1985 | Yamamoto | | D18/55 |
| D. 284,006 | 5/1986 | Freijd | | D18/55 |
| D. 293,247 | 12/1987 | Nakade | | D18/55 |
| D. 305,774 | 1/1990 | Yomo | | D18/55 |
| D. 306,744 | 3/1990 | Yomo | | D18/55 |
| D. 307,764 | 5/1990 | Kojima | | D18/55 |
| D. 308,695 | 6/1990 | Eto et al. | | D18/55 |
| D. 318,483 | 7/1991 | Tashiro | | D18/55 |

| | | | | |
|------------|---------|----------------|-------|--------|
| D. 319,655 | 9/1991 | Tokuda et al. | | D18/54 |
| D. 319,656 | 9/1991 | Tashiro et al. | | D18/54 |
| D. 320,406 | 10/1991 | Tokuda | | D18/54 |
| D. 321,001 | 10/1991 | Umino et al. | | D18/55 |
| D. 321,002 | 10/1991 | Tashiro et al. | | D18/54 |
| D. 322,091 | 12/1991 | Tokuda | | D18/54 |
| D. 322,274 | 12/1991 | Tokuda et al. | | D18/54 |
| D. 326,110 | 5/1992 | Tashiro et al. | | D18/55 |

FOREIGN PATENT DOCUMENTS

| | | | | |
|---------|---------|-------|-------|------------|
| 6014682 | 10/1963 | Japan | | D18/et al. |
| 5928017 | 12/1986 | Japan | | D18/et al. |
| 5940889 | 12/1986 | Japan | | D18/et al. |
| 6135358 | 3/1988 | Japan | | D18/et al. |

Primary Examiner—A. Hugo Word
Assistant Examiner—Cathy Anne MacComac
Attorney, Agent, or Firm—Fitzpatrick, Cella, Harper & Scinto

[57] **CLAIM**

The ornamental design for a laser beam printer, as shown and described.

DESCRIPTION

FIG. 1 is a front elevational view of a laser beam printer showing our new design;
FIG. 2 is a rear elevational view thereof;
FIG. 3 is a top plan view thereof;
FIG. 4 is a bottom plan view thereof;
FIG. 5 is a left side elevational view thereof;
FIG. 6 is a right side elevational view thereof; and,
FIG. 7 is a perspective view thereof.

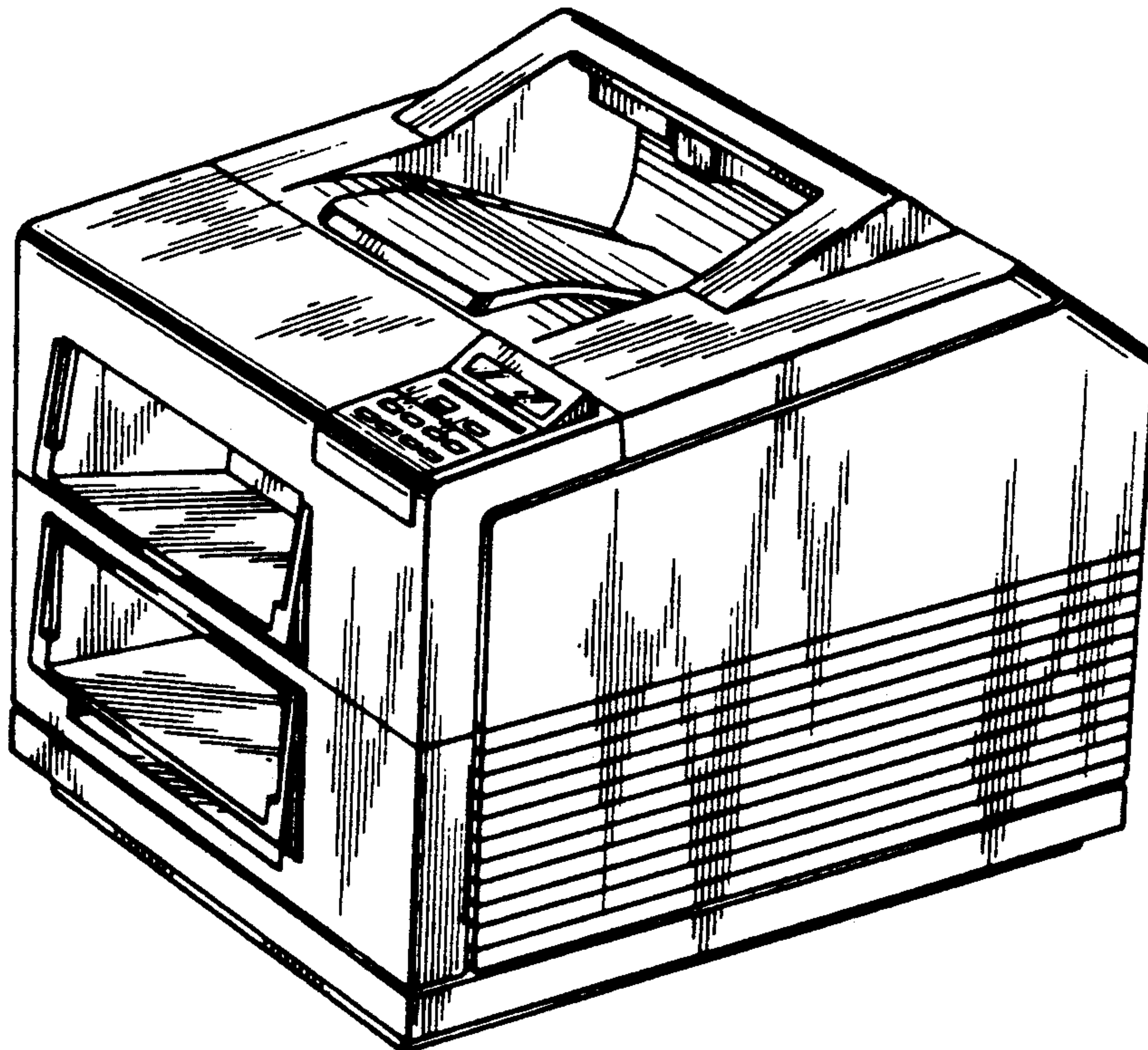


FIG. 1

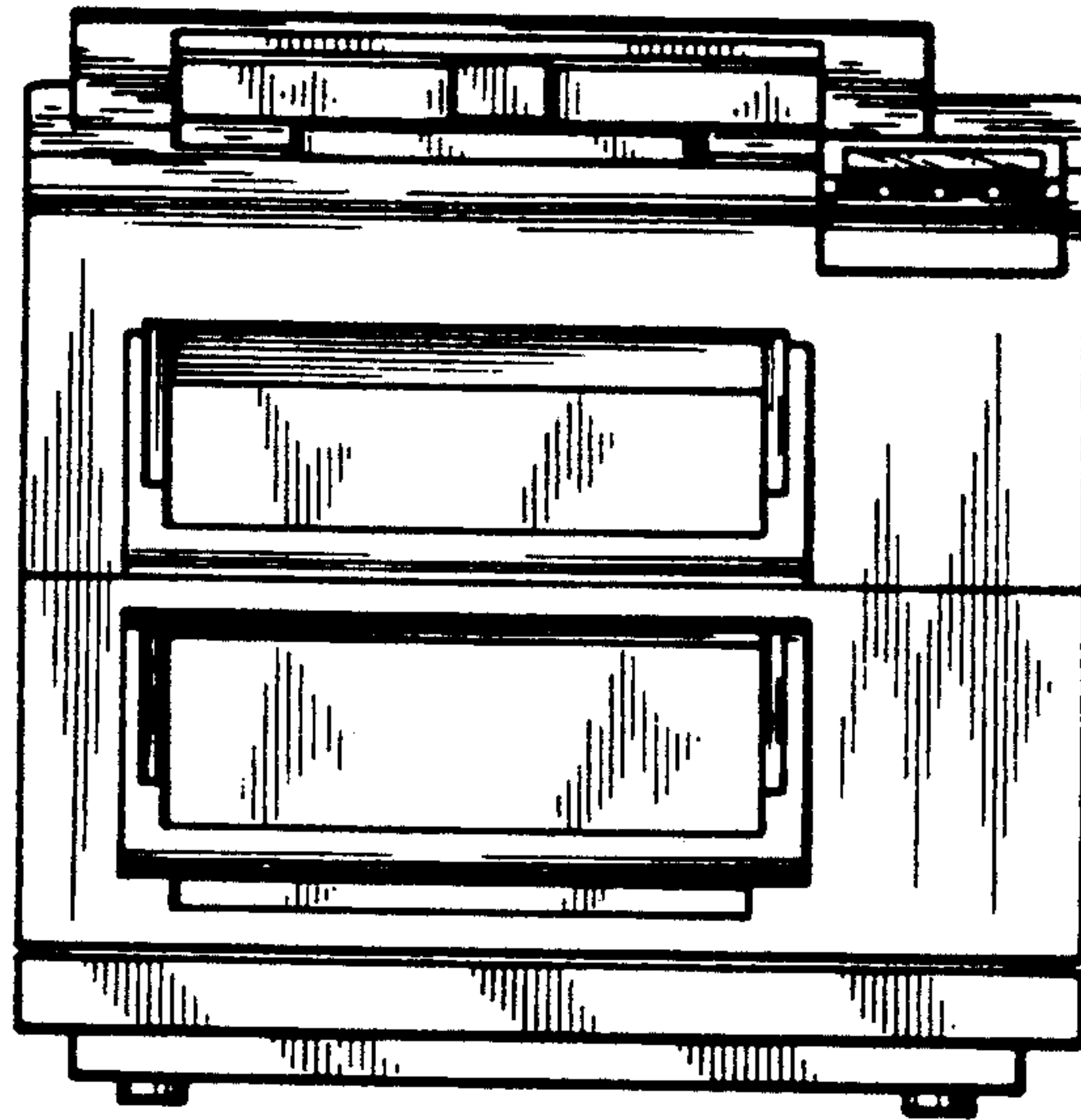


FIG. 2

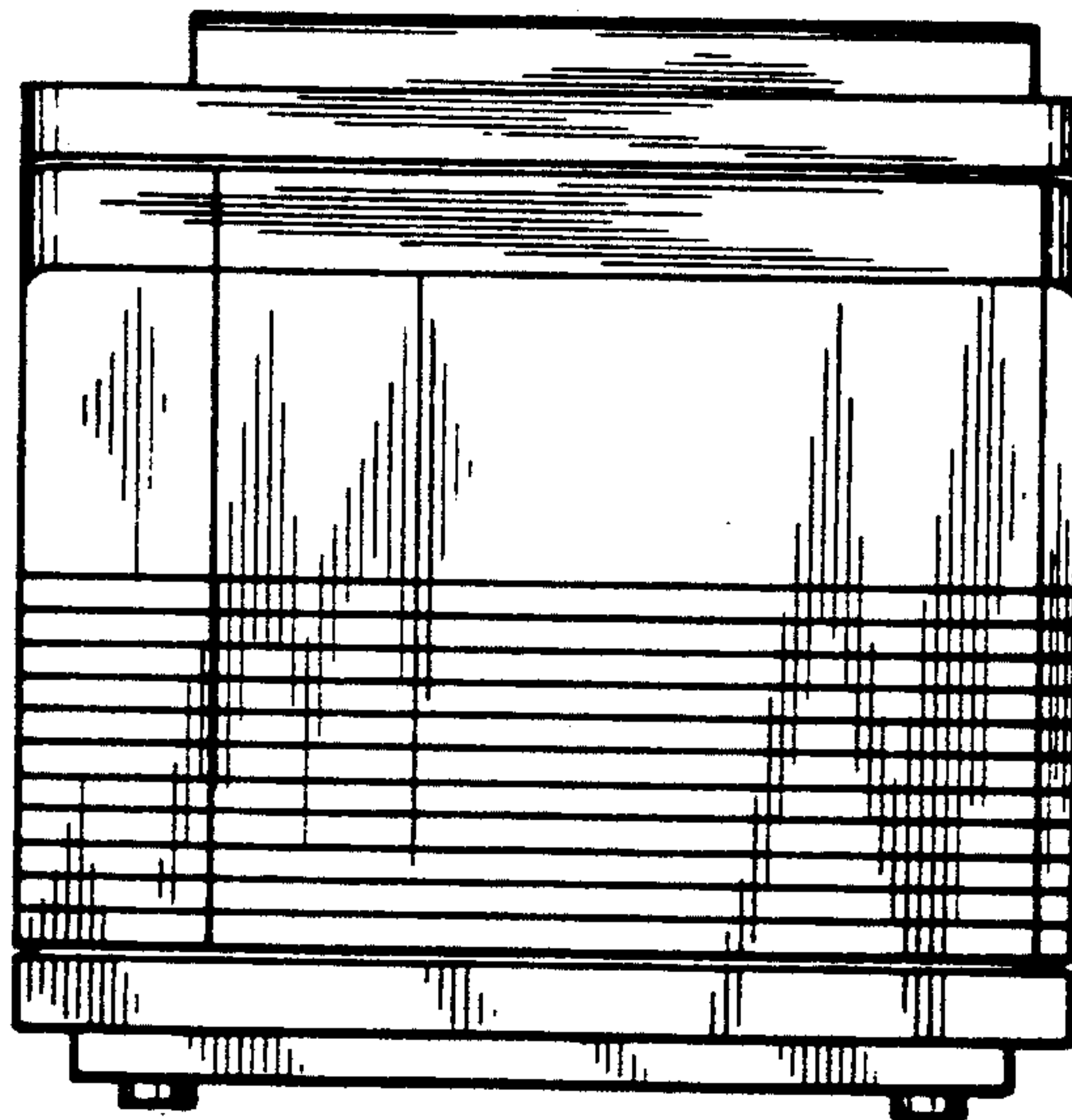


FIG. 3




FIG. 4

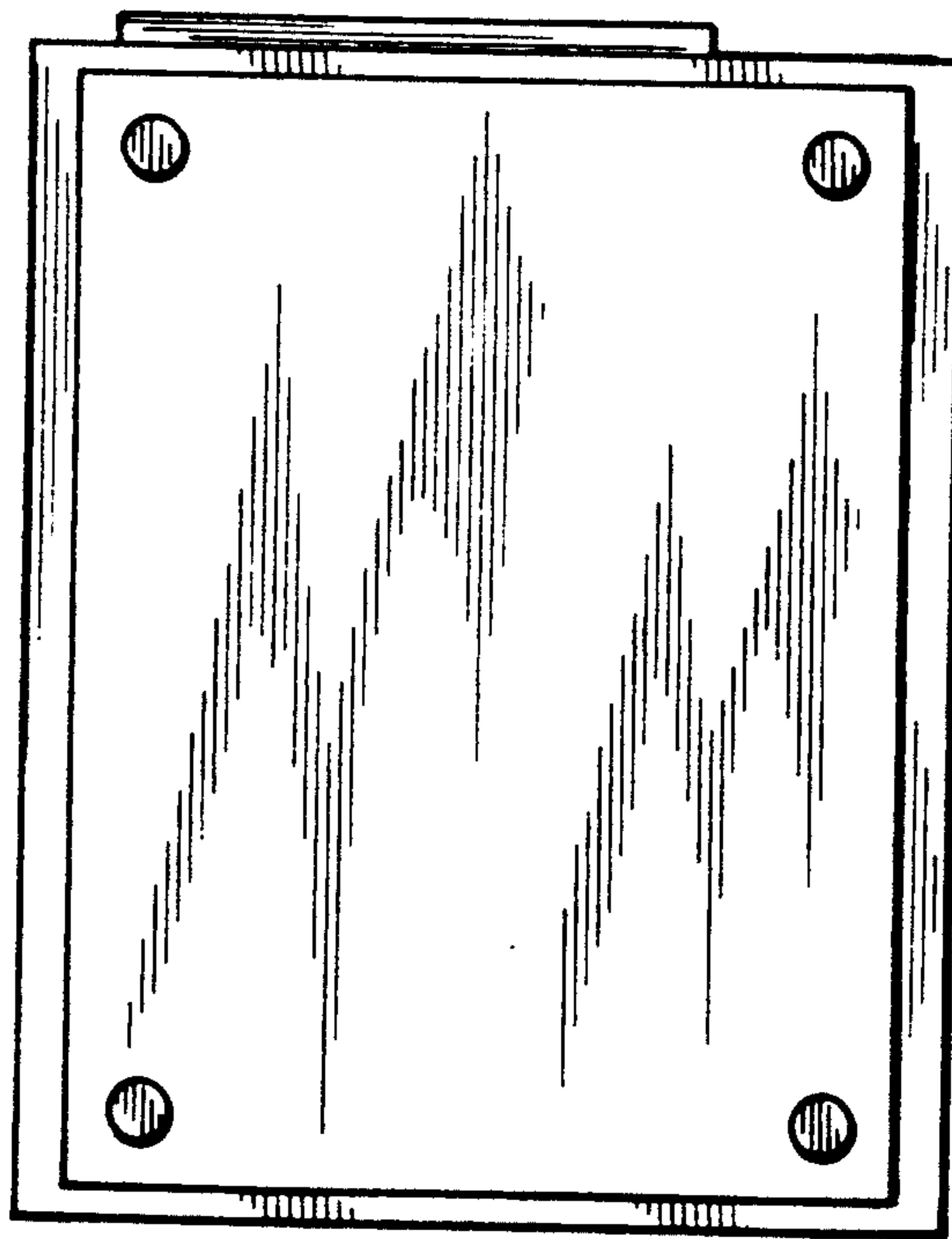


FIG. 5

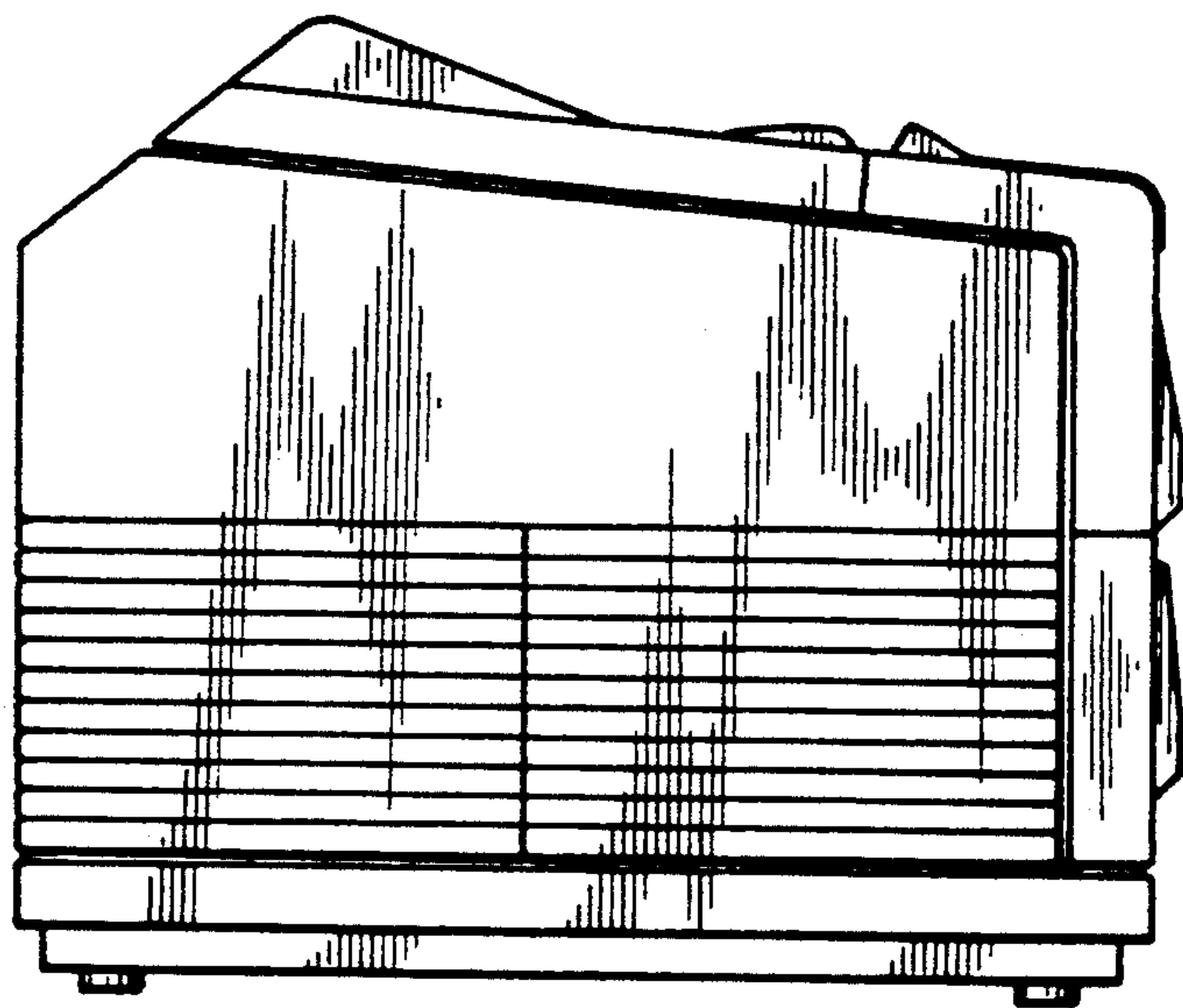


FIG. 6

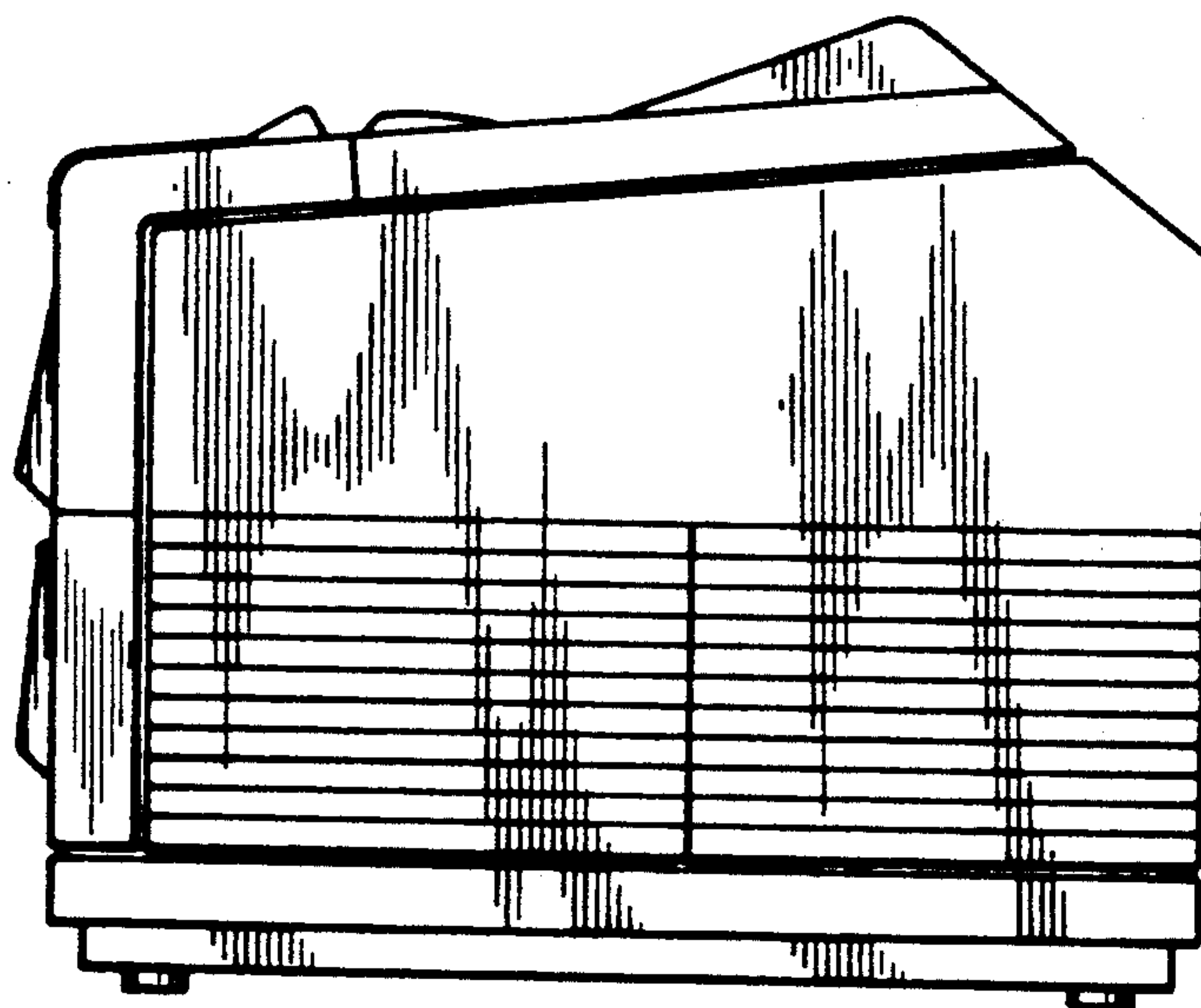


FIG. 7

