



US00D343189S

United States Patent [19]

[11] Patent Number: **Des. 343,189**

Fricke

[45] Date of Patent: **** Jan. 11, 1994**

[54] CONTROL PANEL FOR A COPIER AND PRINTER

D. 330,214 10/1992 Antonacci et al. D18/41

[75] Inventor: **W. Patrick Fricke, Fairport, N.Y.**

Primary Examiner—Nelson C. Holtje
Attorney, Agent, or Firm—Lawrence P. Kessler

[73] Assignee: **Eastman Kodak Company, Rochester, N.Y.**

[57] **CLAIM**

The ornamental design for a control panel for a copier and printer, as shown and described.

[**] Term: **14 Years**

DESCRIPTION

[21] Appl. No.: **655,933**

FIGS. 1 and 2 are left and right portions, respectively, of a top plan view of a control panel for a copier and printer showing my new design;

[22] Filed: **Feb. 15, 1991**

[52] U.S. Cl. **D18/41**

FIGS. 3 and 4 are left and right portions, respectively, of a front elevational view thereof;

[58] Field of Search 340/700, 815.01, 815.12, 340/815.13; D18/36-41; D14/100, 115

FIG. 5 is a left side elevational view thereof;

FIG. 6 is a right side elevational view thereof;

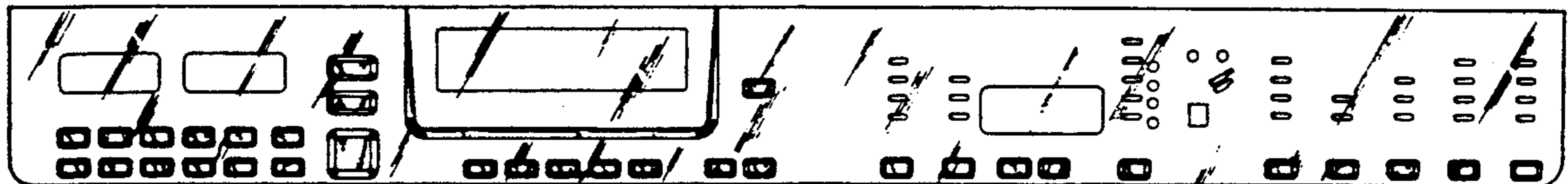
[56] **References Cited**

U.S. PATENT DOCUMENTS

D. 294,501 3/1988 Fricke et al. D18/41

FIGS. 7 and 8 are left and right portions, respectively, of a rear elevational view thereof; and,

FIG. 9 is a top plan view thereof.



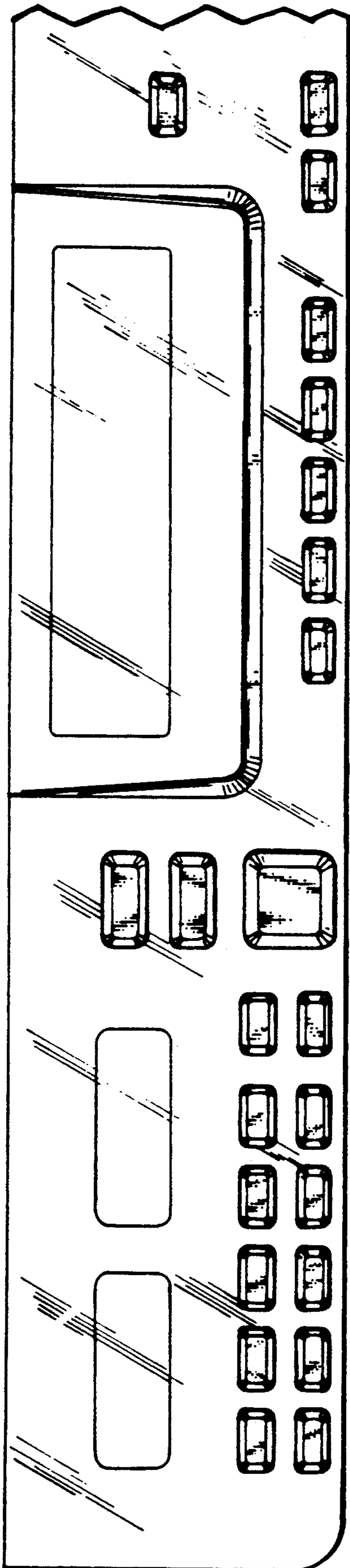


FIG. 1

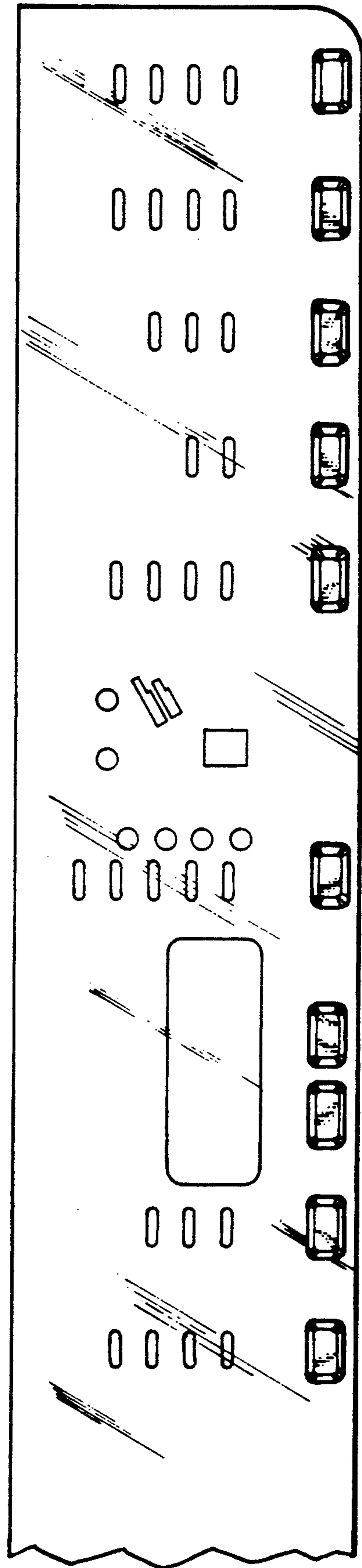


FIG. 2



FIG. 5



FIG. 3



FIG. 6



FIG. 4



FIG. 7



FIG. 8

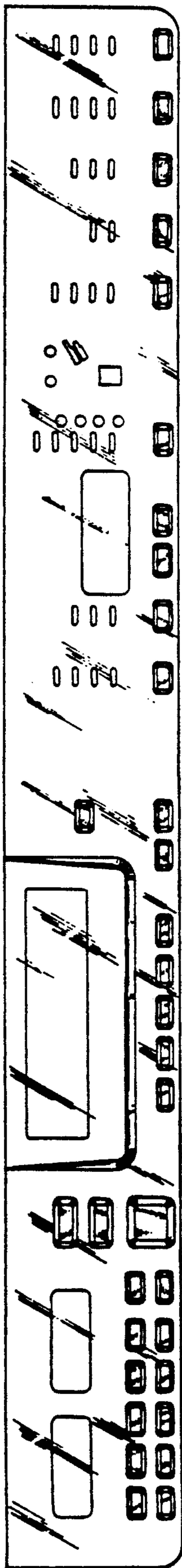


FIG. 9