



US00D343166S

# United States Patent [19]

[11] Patent Number: **Des. 343,166**

Nanji

[45] Date of Patent: **\*\* Jan. 11, 1994**

[54] **NAME TAG MAGNET**

[75] Inventor: **Anil S. Nanji, Santa Monica, Calif.**

[73] Assignee: **Ilten Products Ltd., Vancouver, Canada**

[\*\*] Term: **14 Years**

[21] Appl. No.: **732,679**

[22] Filed: **Jul. 19, 1991**

2,592,395	4/1952	Cummings	40/1.5
4,236,331	12/1980	Mattson	40/1.5
4,255,837	3/1981	Holtz	40/1.5
4,961,275	10/1990	Klein	40/1.5
5,052,081	10/1991	Fuehrer	40/1.5
5,123,188	6/1992	Loda	40/15

[30] **Foreign Application Priority Data**

May 15, 1991 [CA] Canada ..... 15-05-91-6

[52] U.S. Cl. .... **D13/183**

[58] Field of Search ..... 40/1, 1.5, 1.6; 248/309.4; 206/521, 592, 591, 593, 594; 336/65, 192, 196; 335/284, 306, 285, 296, 297; D20/22, 23, 27, 40; D13/183

*Primary Examiner*—Wallace R. Burke  
*Assistant Examiner*—Marcus Jackson  
*Attorney, Agent, or Firm*—Barrigar & Oyen

[56] **References Cited**

**U.S. PATENT DOCUMENTS**

D. 31,238	7/1899	Freeman	D13/183
D. 204,382	4/1966	Nitzan	D13/183
D. 261,936	11/1981	Sumiyasu	D13/183
D. 273,205	3/1984	Sahler	D13/183

[57] **CLAIM**

The ornamental design for a name tag magnet, as shown and described.

### DESCRIPTION


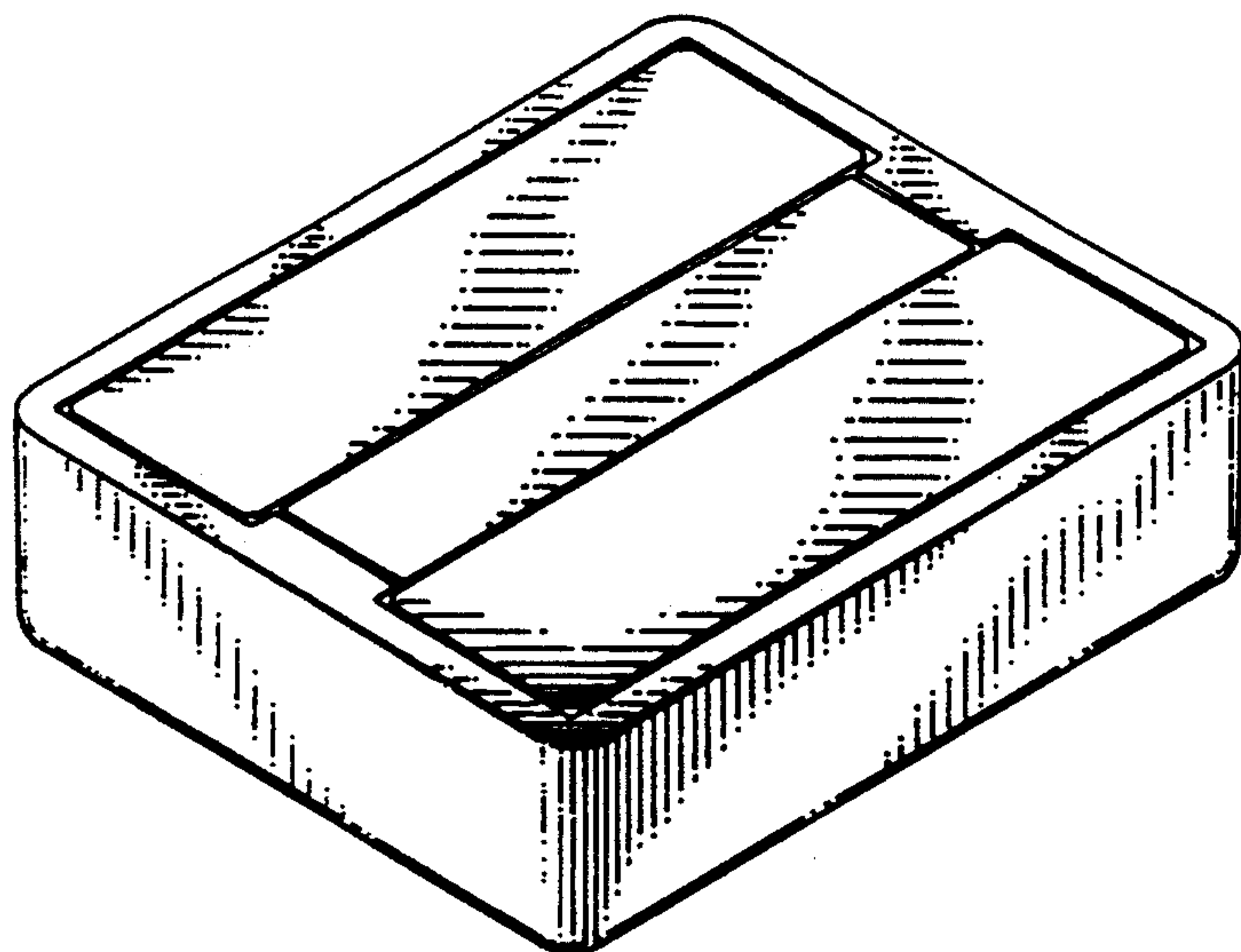
FIG. 1 is a bottom, perspective view of the name tag magnet illustrating the new design;

FIG. 2 is a side elevational view of the name tag magnet of FIG. 1;

FIG. 3 is an end elevational view of the name tag magnet of FIG. 1;

FIG. 4 is a bottom, plan view of the name tag magnet of FIG. 1; and,

FIG. 5 is a top, plan view of the name tag magnet of FIG. 1.



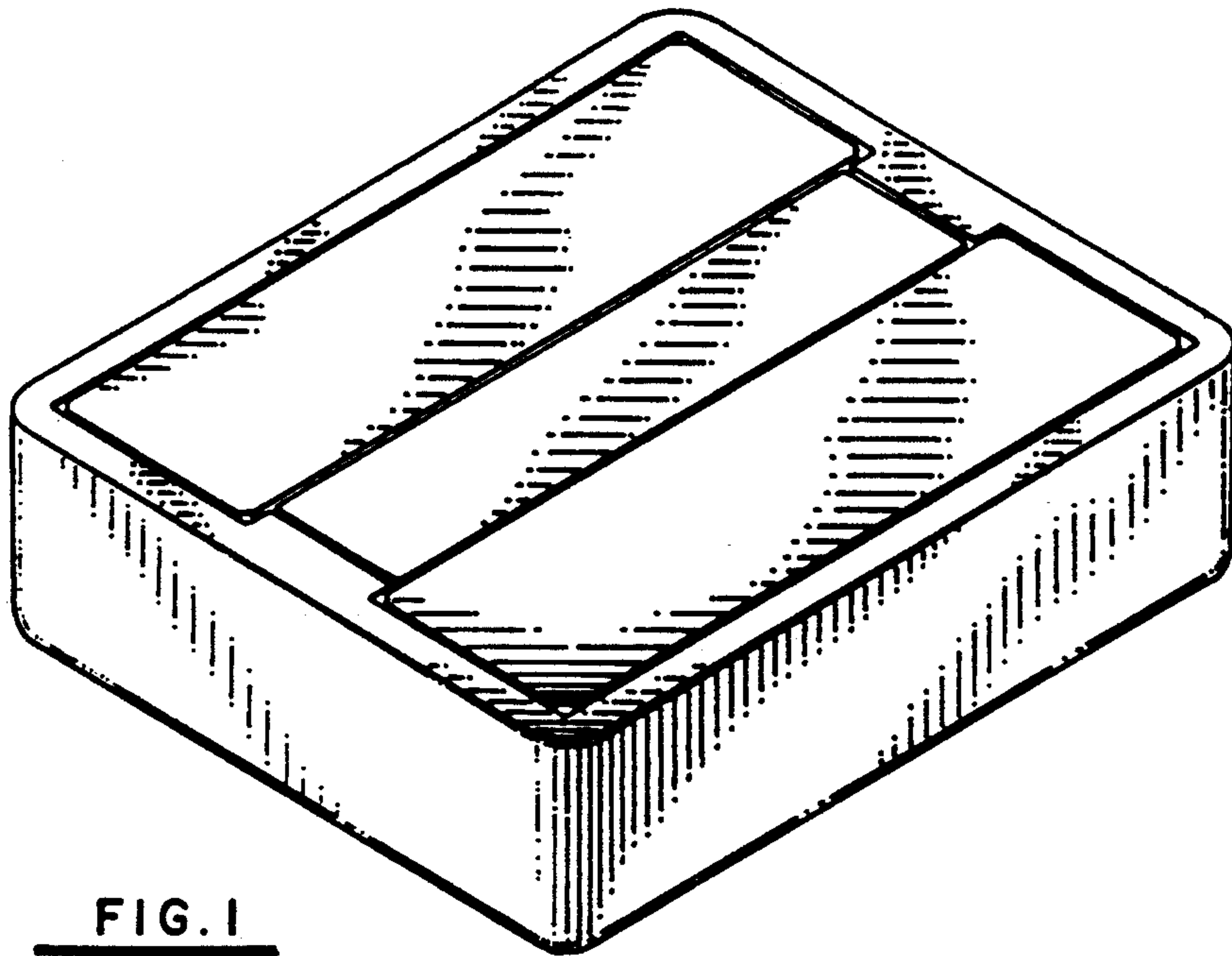


FIG. 1



FIG. 2




FIG. 3

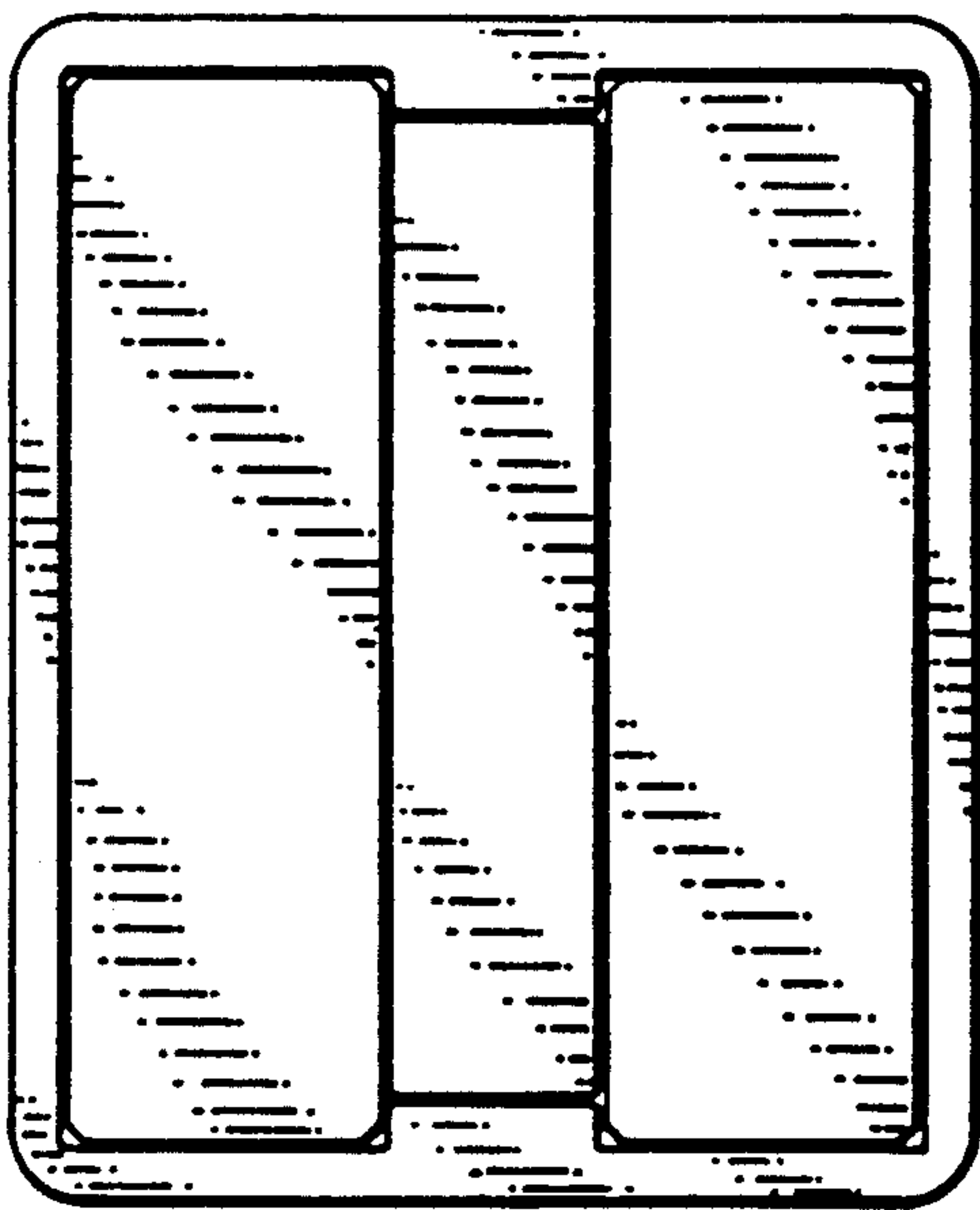


FIG. 4




FIG. 5