



US00D343140S

# United States Patent [19] Sperandio

[11] Patent Number: **Des. 343,140**

[45] Date of Patent: **\*\* Jan. 11, 1994**

[54] **PENDANT**

[76] Inventor: **David P. Sperandio**, 8 Dawn Mark Cir., Franklin, Mass. 02038

[\*\*] Term: **14 Years**

[21] Appl. No.: **712,601**

[22] Filed: **Feb. 8, 1991**

[52] U.S. Cl. .... **D11/81; D11/79**

[58] Field of Search ..... **63/1.1, 2, 15-15.8; D3/61-65; D11/1-7, 40-48, 79-85; D19/26-32; D25/139, 140**

[56] **References Cited**

**U.S. PATENT DOCUMENTS**

8,950	2/1876	Thomas .....	D19/26
D. 268,100	3/1983	Pederson .....	D11/7
1,655,341	1/1928	Snellgrove .....	D11/80
1,838,489	12/1931	Kirschner .....	63/2
2,129,491	9/1938	Chilson .....	D11/80
2,572,703	10/1951	Dennis .....	D3/61
4,498,267	2/1985	Beck .....	D25/140

**OTHER PUBLICATIONS**

Chas Schwartz & Son 1963 Cat. Item left of page 14—located D11-8.

*Primary Examiner*—James R. Largen  
*Assistant Examiner*—R. Seifert  
*Attorney, Agent, or Firm*—S. Michael Bender

[57] **CLAIM**

The ornamental design for a pendant, as shown and described.

**DESCRIPTION**

FIG. 1 is a front elevational view of a pendant showing my new design;  
FIG. 2 is a rear elevational view thereof;  
FIG. 3 is a left side elevational view thereof;  
FIG. 4 is a right side elevational view thereof;  
FIG. 5 is a top plan view thereof;  
FIG. 6 is a bottom plan view thereof; and,  
FIG. 7 is a perspective view shown in an open position, the broken line showing of a figure is for illustrative purposes only and forms no part of the claimed design.

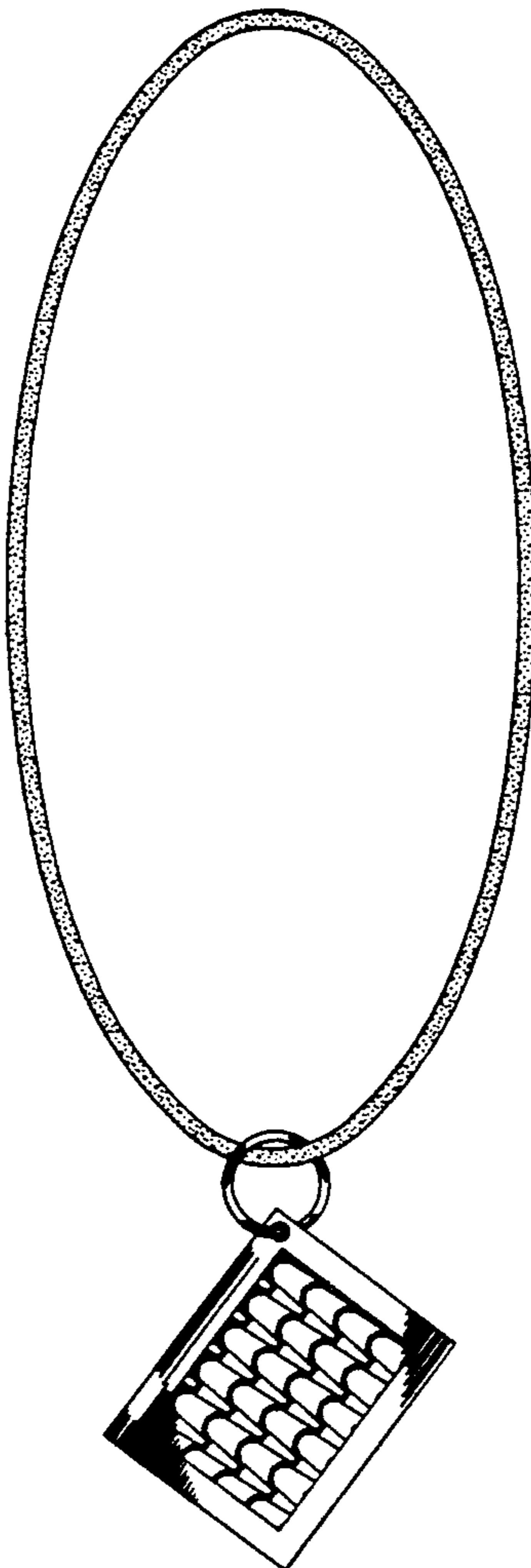


FIG. 1




FIG. 2

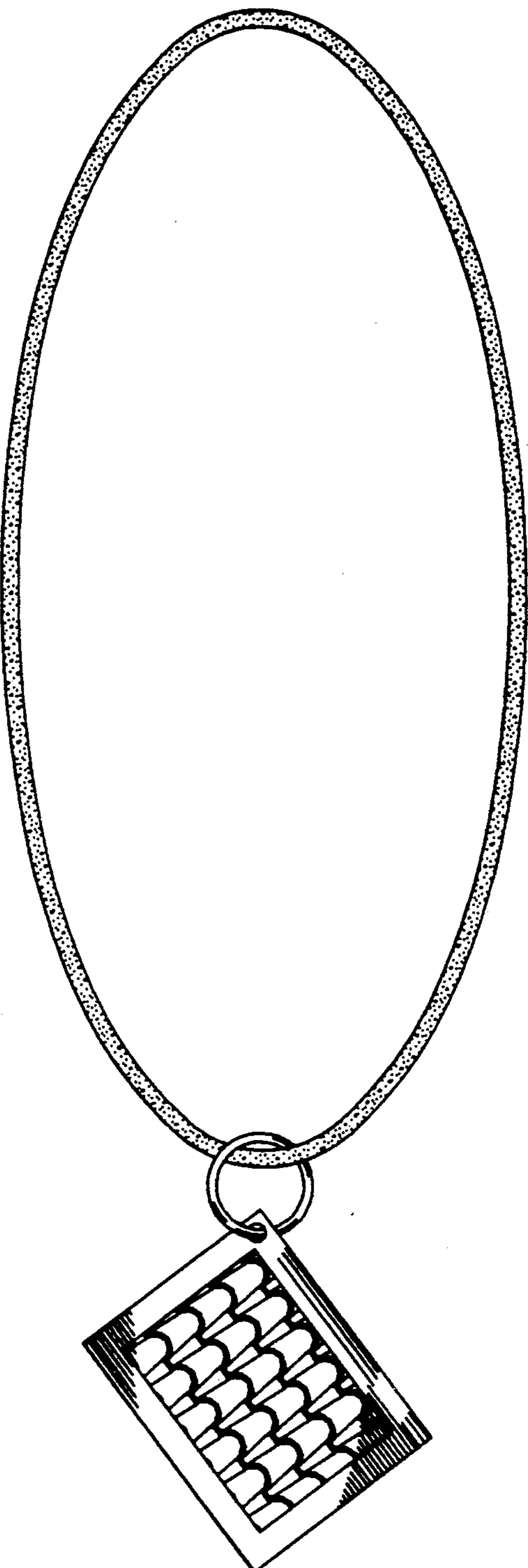


FIG. 3

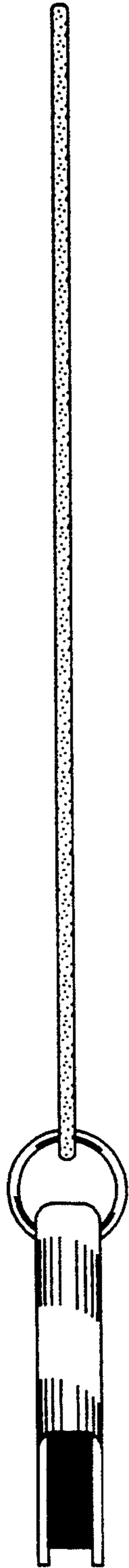
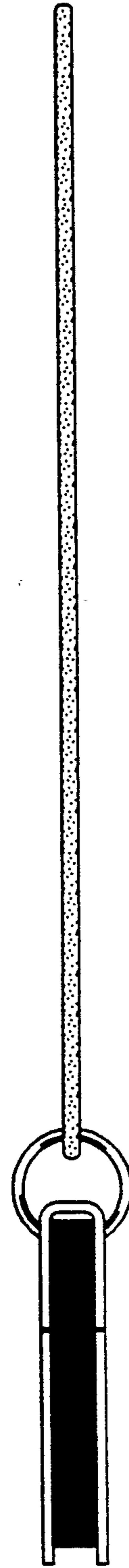
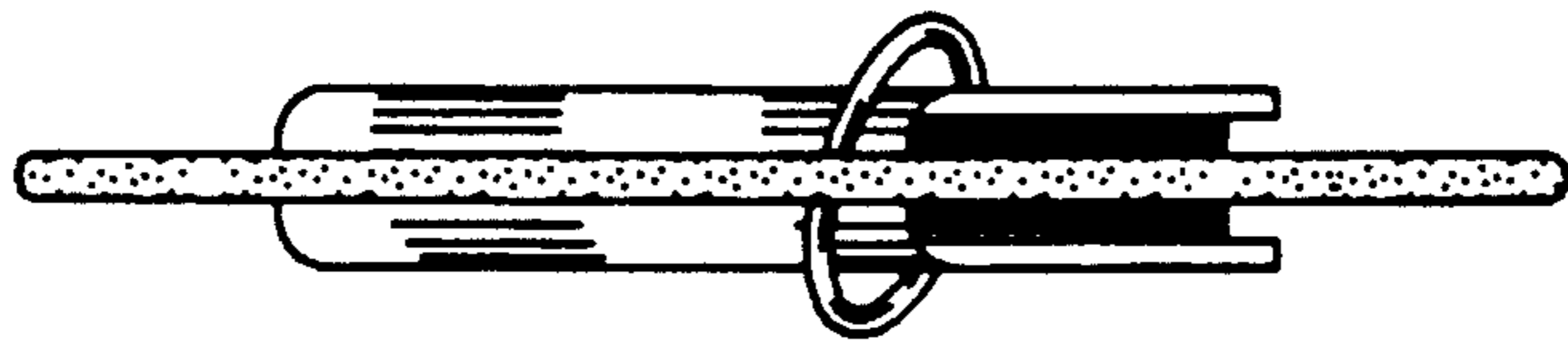


FIG. 4



*FIG. 5*



*FIG. 6*




FIG. 7

