



US00D343122S

# United States Patent [19]

[11] Patent Number: **Des. 343,122**

**Harper**

[45] Date of Patent: **\*\* Jan. 11, 1994**

[54] **HOSIERY HANGER**

4,257,522 3/1981 Thorneburg ..... 206/299  
4,880,117 11/1989 Garganese ..... D9/457

[76] Inventor: **Jo A. Harper**, 507-2nd Avenue Dr.,  
NE., Conover, N.C. 28613

*Primary Examiner*—B. J. Bullock  
*Attorney, Agent, or Firm*—Bell, Seltzer, Park & Gibson

[\*\*] Term: **14 Years**

[57] **CLAIM**

[21] Appl. No.: **2,689**

The ornamental design for a hosiery hanger, as shown  
and described.

[22] Filed: **Dec. 16, 1992**

[52] U.S. Cl. .... **D9/457; D6/315**

[58] Field of Search ..... **D6/315, 326; D9/415,**  
**D9/457; 211/113; 206/289, 295, 297, 299, 476,**  
**806; 223/85, 87**

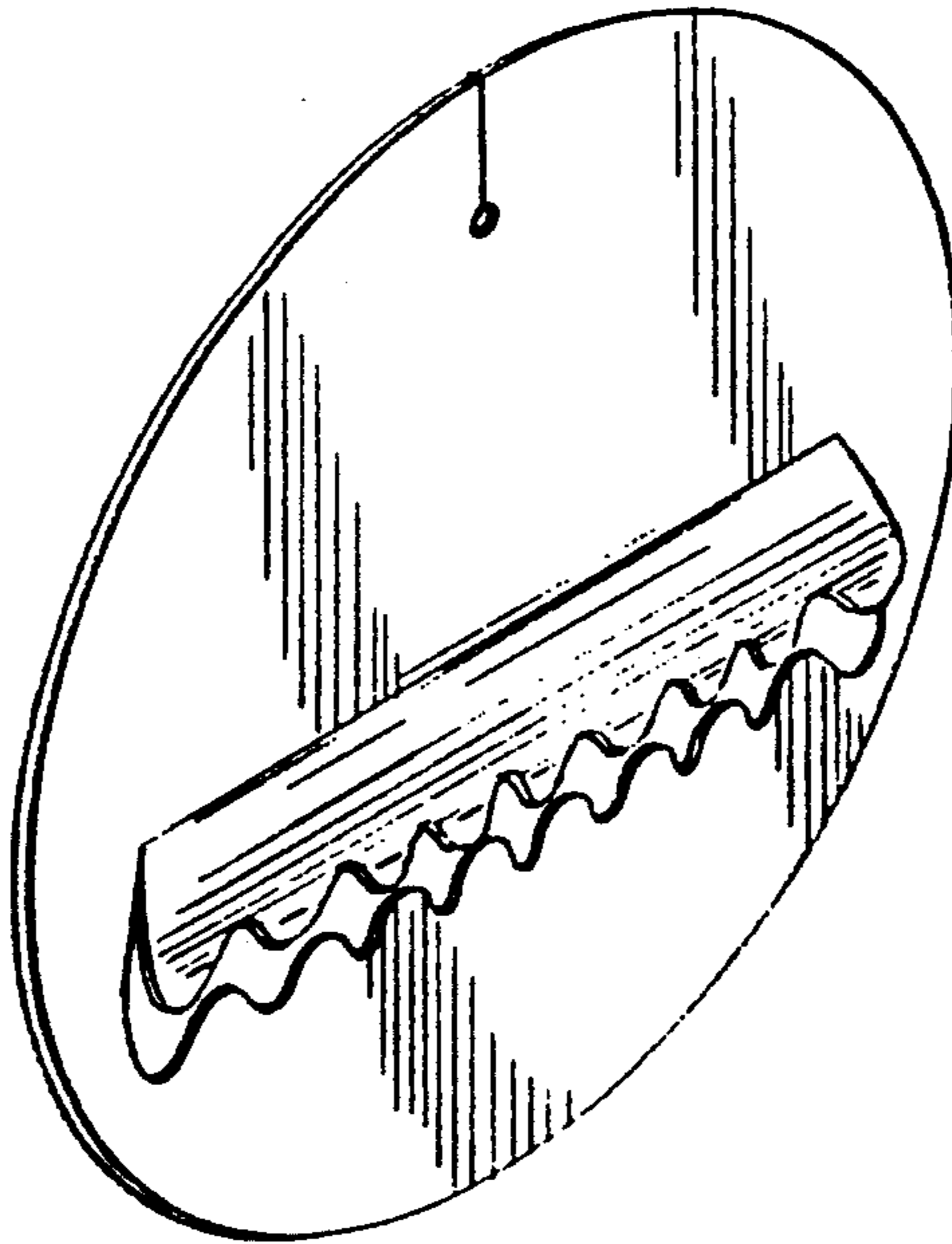
**DESCRIPTION**

[56] **References Cited**

**U.S. PATENT DOCUMENTS**

D. 208,890	10/1967	Sorenson	.....	D6/315
D. 271,286	11/1983	Lauck	.....	D9/457
D. 321,288	11/1991	Nichol, Jr.	.....	D6/315
D. 323,069	1/1992	Leese	.....	D6/315
2,264,957	12/1941	Shafarman	.....	211/113

FIG. 1 is a perspective view of a hosiery hanger showing my new design;  
FIG. 2 is an enlarged front elevational view thereof;  
FIG. 3 is an enlarged rear elevational view thereof;  
FIG. 4 is an enlarged top plan view thereof;  
FIG. 5 is an enlarged bottom plan view thereof;  
FIG. 6 is an enlarged left side elevational view thereof;  
and,  
FIG. 7 is an enlarged right side elevational view thereof.



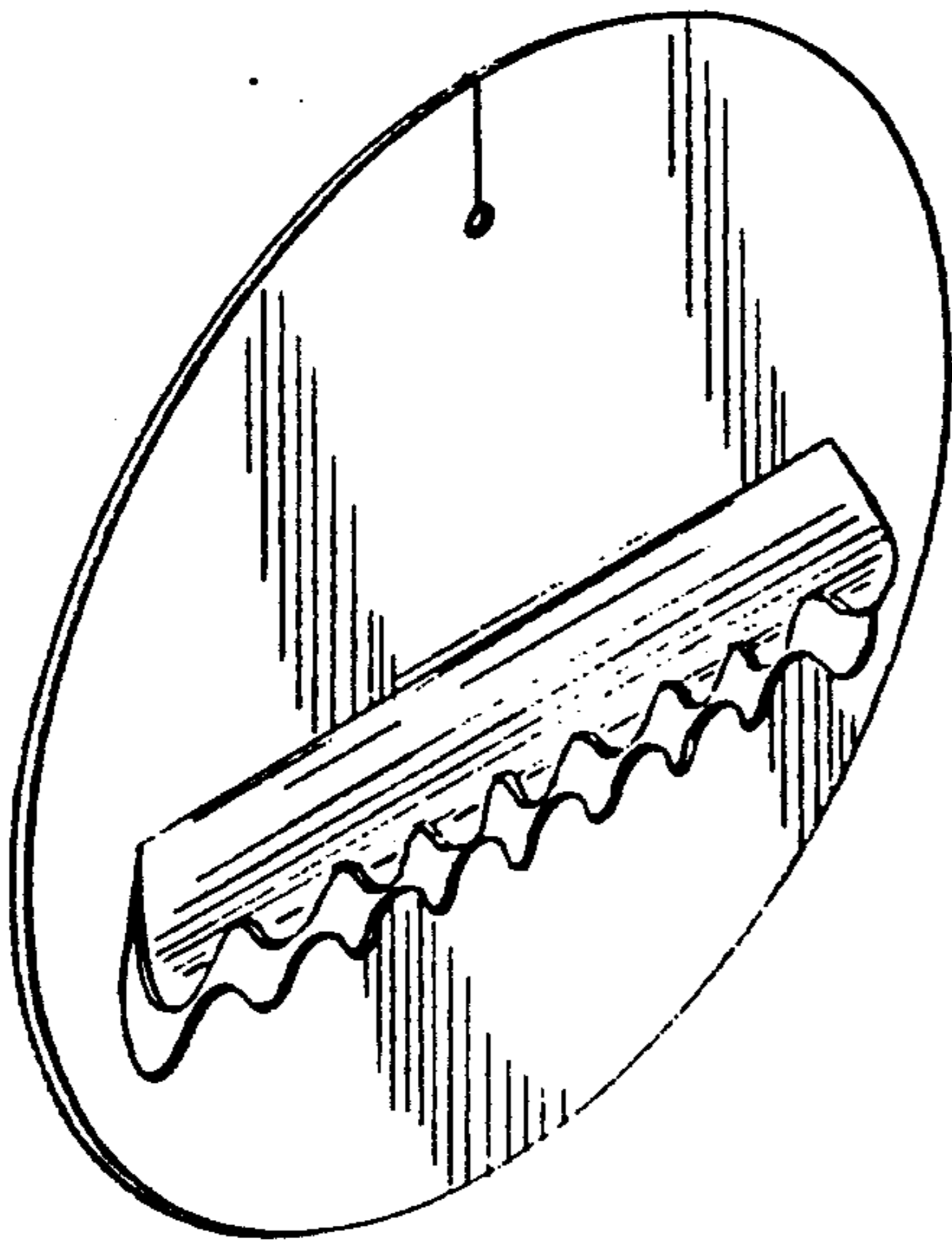


FIG. 1.

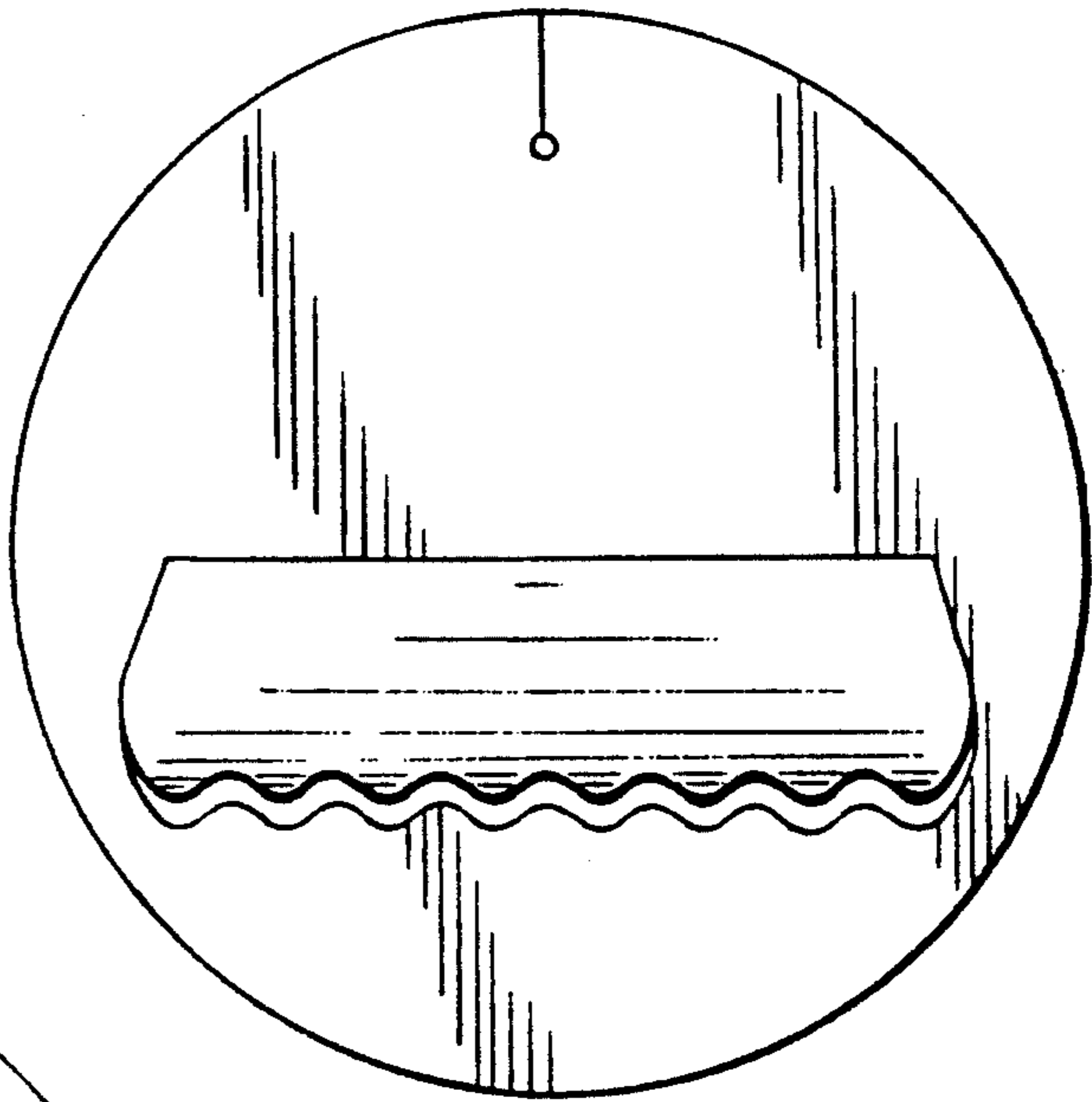


FIG. 2.

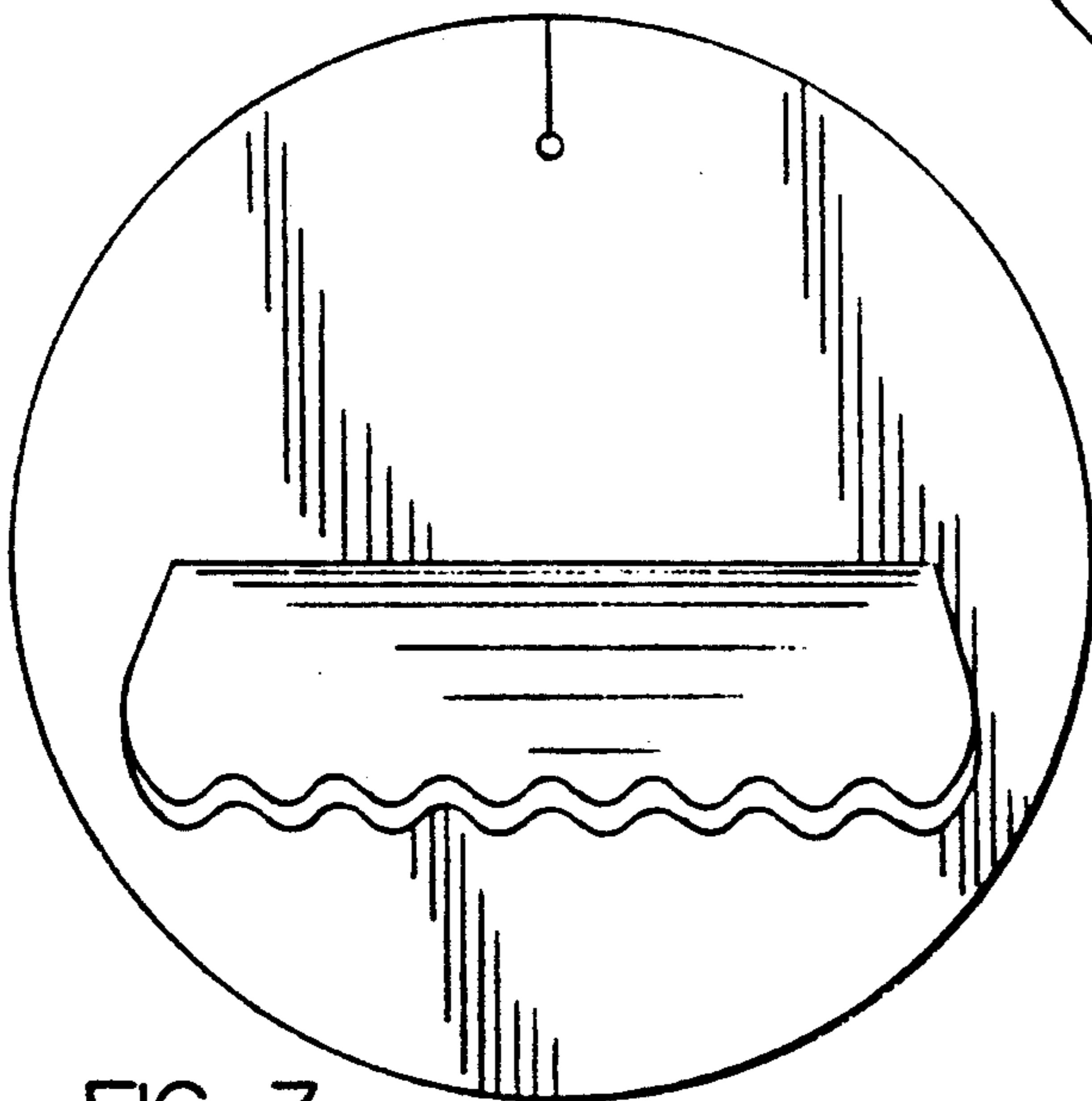


FIG. 3.



FIG. 4.



FIG. 5.



FIG. 6.



FIG. 7.