



US00D343117S

United States Patent [19]

[11] Patent Number: **Des. 343,117**

Mansau

[45] Date of Patent: **** Jan. 11, 1994**

[54] **SIMULATIVE BOTTLE AND CAP**

[75] Inventor: **Serge Mansau, Paris, France**

[73] Assignee: **Kenzo, Paris, France**

[**] Term: **14 Years**

[21] Appl. No.: **750,007**

[22] Filed: **Aug. 26, 1991**

[30] **Foreign Application Priority Data**

Feb. 26, 1991 [WO] World Int. Prop. O. DM/018967

[52] U.S. Cl. **D9/335; D9/554**

[58] Field of Search **D9/307, 335, 522, 529, D9/549, 567; 215/1R; 1C**

[56] **References Cited**

U.S. PATENT DOCUMENTS

| | | | |
|------------|---------|------------------|----------|
| D. 37,037 | 7/1904 | Ebeling | D7/613 |
| D. 244,257 | 5/1977 | Godó et al. | D9/335 |
| D. 264,310 | 5/1982 | Thompson | D9/529 |
| 1,934,156 | 11/1933 | Verderosa | D7/515 X |

OTHER PUBLICATIONS

Drug and Cosmetic Industry, Oct. 1978, p. 93, picture on upper side of page.

Drug and Cosmetic Industry, May 1978, p. 74, Picture an upper middle of page.

Beauty Fashion, Jan. 1980, p. 2.

Primary Examiner—Bernard Ansher

Assistant Examiner—Mitchell Siegel

Attorney, Agent, or Firm—Foley & Lardner

[57] **CLAIM**

The ornamental design for a simulative bottle and cap, as shown and described.

DESCRIPTION

FIG. 1 is a front elevational view of a simulative bottle and cap showing my new design;

FIG. 2 is a right side elevational view thereof;

FIG. 3 is a rear elevational view thereof;

FIG. 4 is a left side elevational view thereof;

FIG. 5 is a top plan view thereof; and,

FIG. 6 is a bottom plan view thereof.

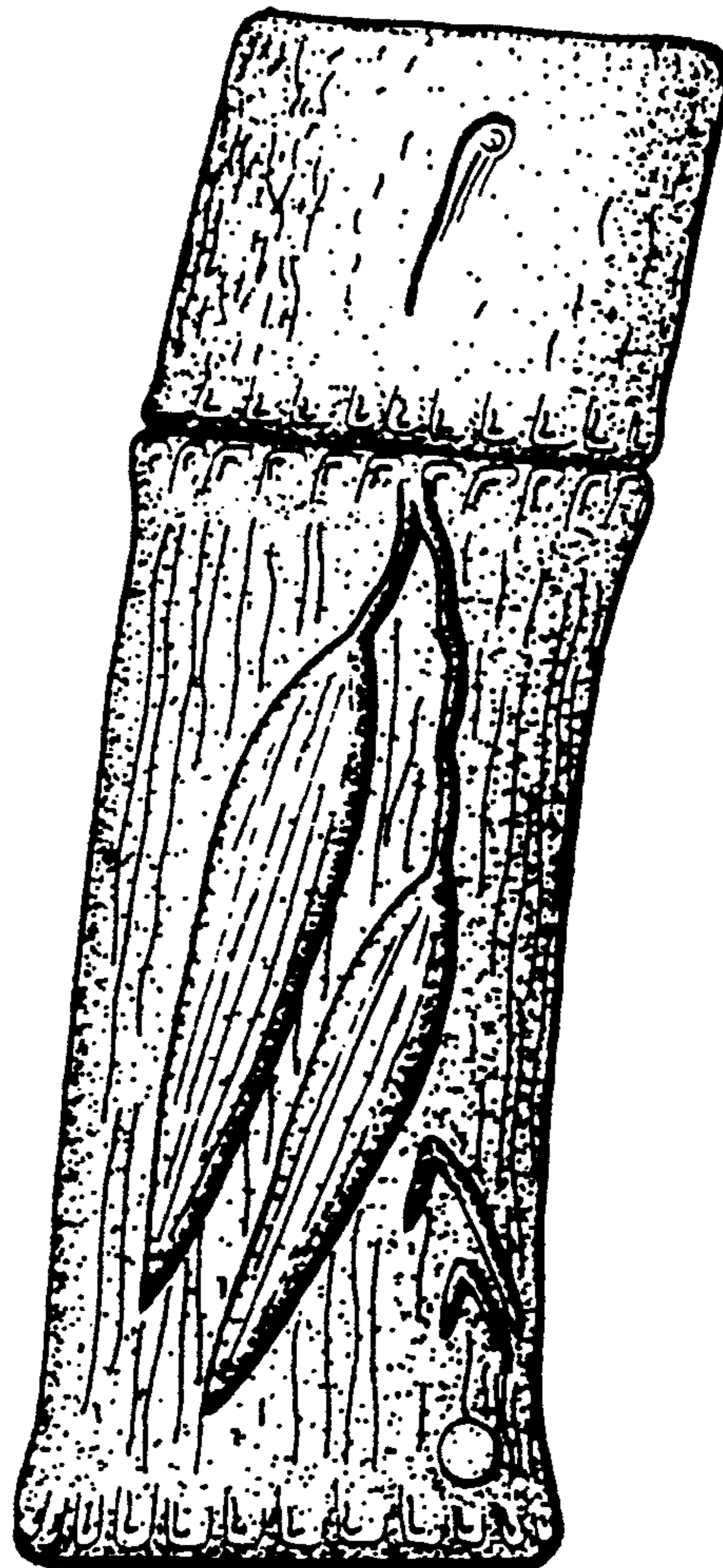


FIG. 2



FIG. 1

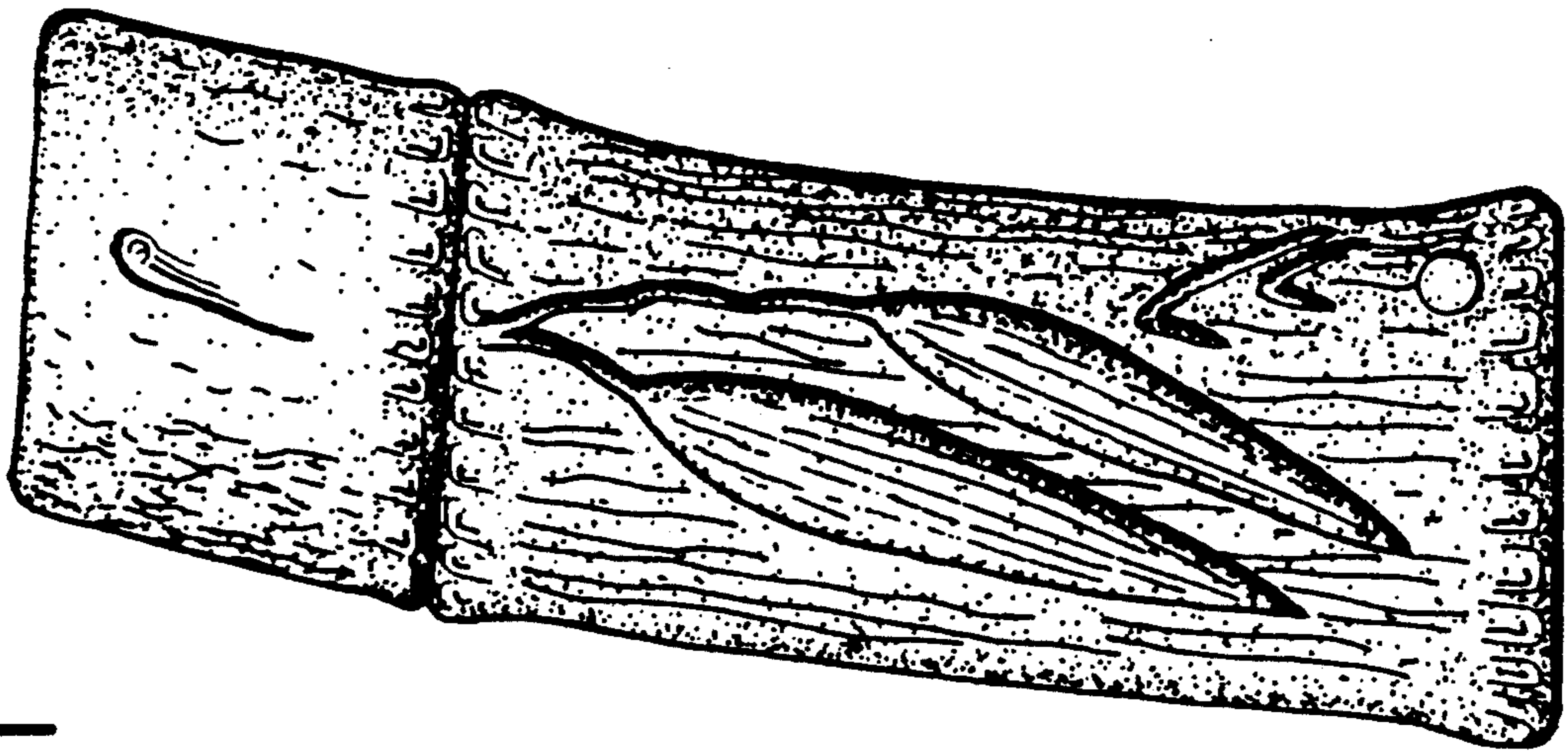




FIG. 4

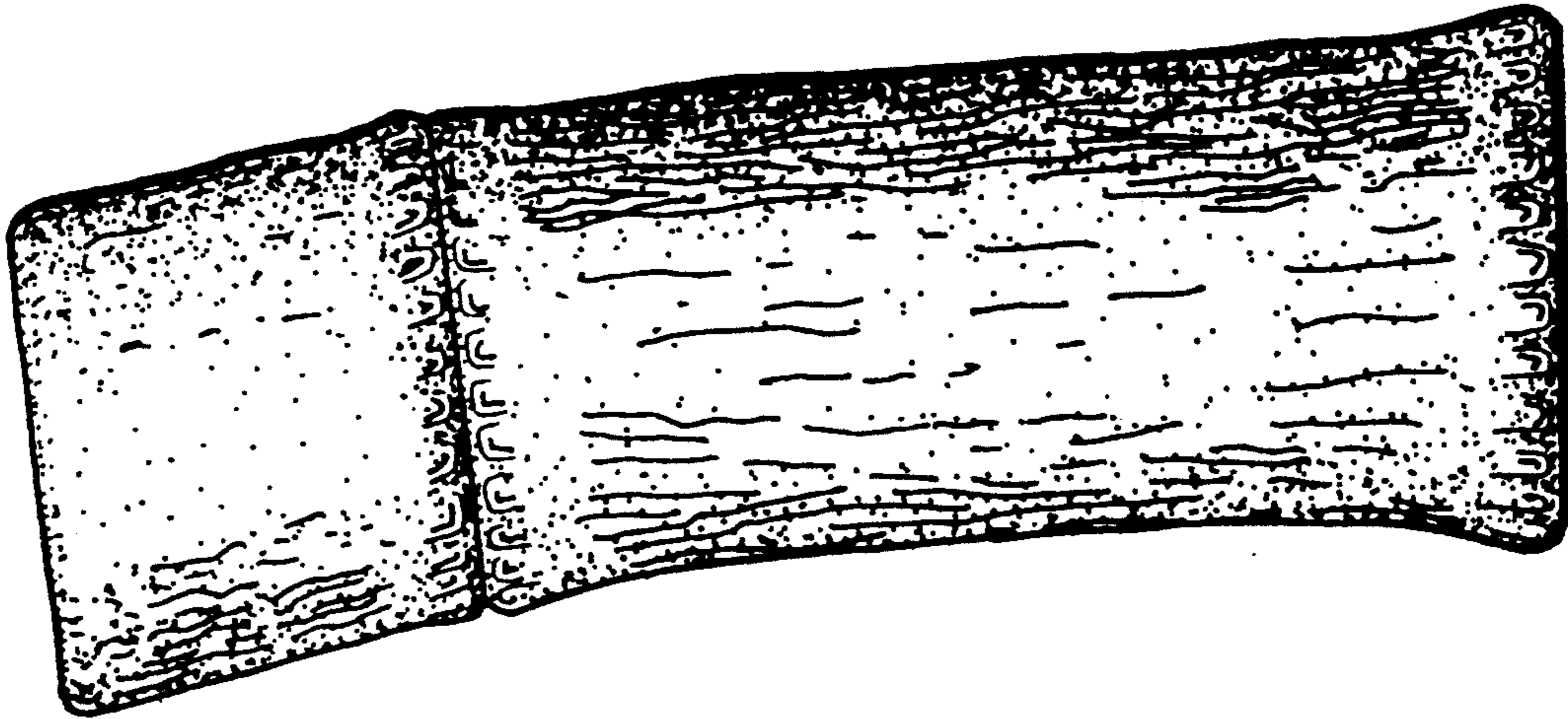


FIG. 3

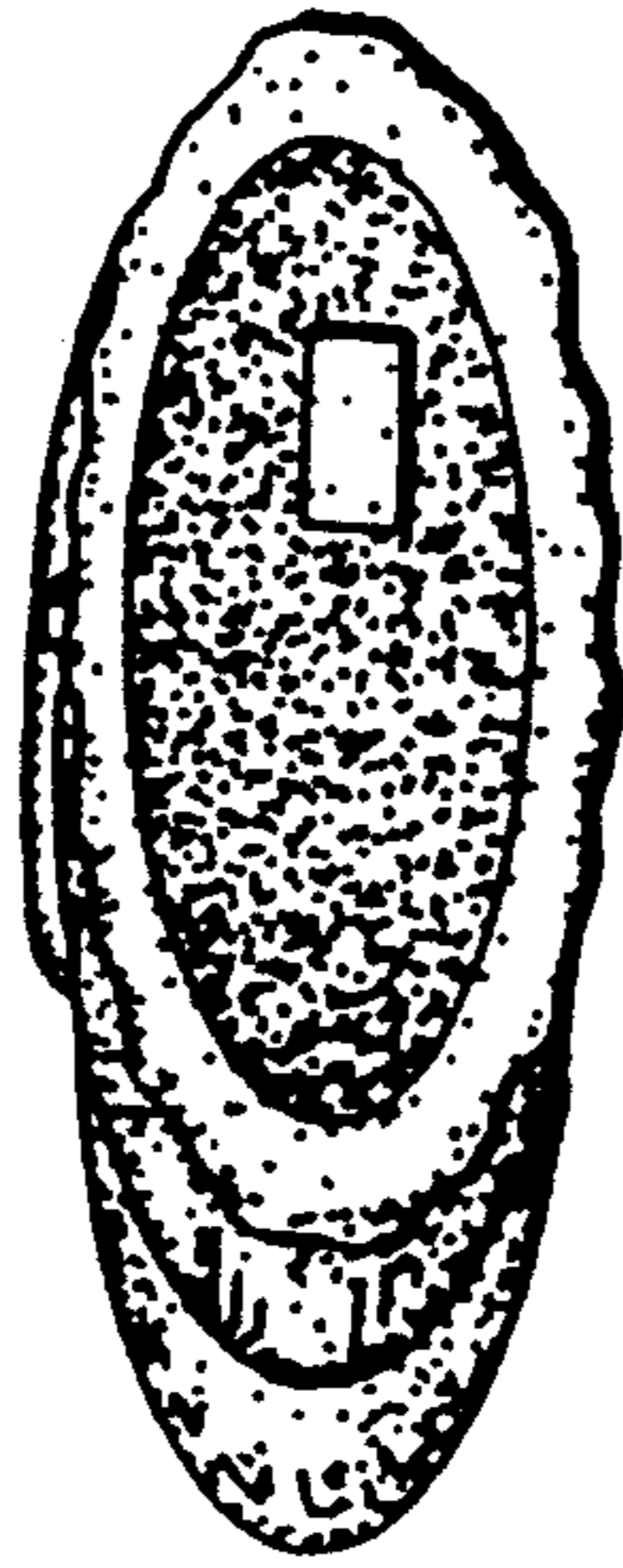


FIG. 6



FIG. 5