



US00D343115S

United States Patent [19]

[11] Patent Number: **Des. 343,115**

Grandahl et al.

[45] Date of Patent: **** Jan. 11, 1994**

[54] COLLAPSIBLE WATER TUBE FOR
SECURING A COVER OVER A SWIMMING
POOL

4,197,595 4/1980 Dearing 220/218
4,955,493 9/1990 Touzani 220/666
5,199,590 4/1993 Grandahl et al. 220/222

[75] Inventors: Lance Grandahl, East Windsor,
Conn.; Gary Jeanfaivre, 865
Clintonville Rd., Wallingford, Conn.
06492

Primary Examiner—B. J. Bullock
Attorney, Agent, or Firm—Melvin I. Stoltz

[73] Assignee: Gary Jeanfaivre, Wallingford, Conn.

[57] **CLAIM**

[**] Term: **14 Years**

The ornamental design for a collapsible water tube for
securing a cover over a swimming pool, as shown and
described.

[21] Appl. No.: **853,310**

DESCRIPTION

[22] Filed: **Mar. 16, 1992**

FIG. 1 is a left side view of a collapsible water tube for
securing a cover for a swimming pool showing my new
design, the right side being a mirror image;

[52] U.S. Cl. **D8/499; D9/301**

FIG. 2 is a bottom view thereof;

[58] Field of Search **D8/349, 354, 382, 499;**
D9/301; 220/216, 218, 222, 666

FIG. 3 is a top view thereof;

FIG. 4 is a front view thereof;

FIG. 5 is a rear view thereof; and,


FIG. 6 is a left side view thereof in its collapsed position.

[56] **References Cited**

U.S. PATENT DOCUMENTS

D. 307,850 5/1990 Aoki et al. D9/301
3,162,371 12/1964 Palmer et al. D9/301
4,139,117 2/1979 Dial 220/218

The broken lines in FIGS. 1-3 and 6 are intended to
represent the repetition of the bellows throughout the
length of the indicated area.






FIG. 3




FIG. 1




FIG. 2




FIG. 4

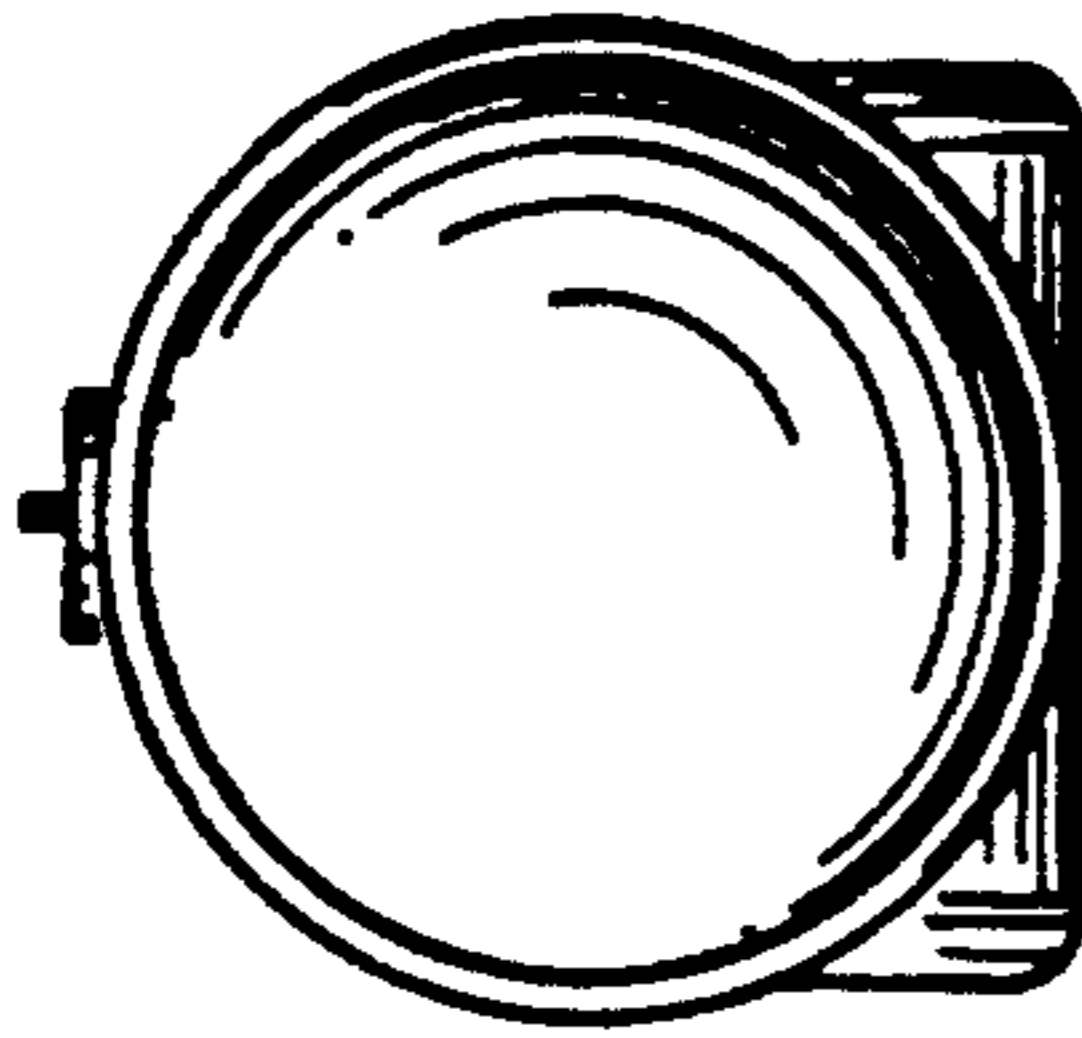


FIG. 5



FIG. 6