



US00D343088S

United States Patent [19]

[11] Patent Number: **Des. 343,088**

Owens

[45] Date of Patent: **** Jan. 11, 1994**

[54] **FOLDABLE SEAT CUSHION WITH CARRYING STRAP WHICH MAY BE MICROWAVED TO PROVIDE WARMTH**

4,925,241 5/1990 Geraci 5/420
5,009,516 4/1991 Geck 383/4

[75] Inventor: **Byron C. Owens, Asheboro, N.C.**

Primary Examiner—Wallace R. Burke

Assistant Examiner—Lisa Lichtenstein

[73] Assignee: **Vesture Corporation, Randleman, N.C.**

[57] **CLAIM**

[**] Term: **14 Years**

The ornamental design for a foldable seat cushion with carrying strap which may be microwaved to provide warmth, as shown and described.

[21] Appl. No.: **789,463**

DESCRIPTION

[22] Filed: **Nov. 8, 1991**

[52] U.S. Cl. **D6/601**

[58] Field of Search **D6/595, 596, 601; 383/4; 5/421, 420; 219/10.55 F, 528**

[56] **References Cited**

U.S. PATENT DOCUMENTS

D. 246,680	12/1977	Sabol	D3/42
D. 306,543	3/1990	Pestugucci et al.	D6/601
4,035,606	7/1977	Browder	229/528
4,597,605	7/1986	Gilbert	D6/601
4,604,987	8/1986	Keltner	5/421
4,723,300	2/1988	Aranow	5/420
4,843,662	7/1989	Handelman	D6/601
4,914,717	4/1990	Gibbon	219/10.55 F

FIG. 1 is a top plan view of a foldable cushion embodying my design with the attaching strap placed on top;

FIG. 2 is a front elevational view of the cushion as shown in FIG. 1 with the attaching strap on top, the rear view being a mirror image thereof;

FIG. 3 is a bottom plan view of the cushion as seen in FIG. 1;

FIG. 4 is a left side elevational view of the cushion as shown in FIG. 1;

FIG. 5 is an enlarged perspective view of the cushion folded for carrying purposes; and,

FIG. 6 is a right side elevational view thereof.

The fabric pattern fragmentarily shown in FIGS. 1-6, is understood to extend throughout the surface of the claimed design.


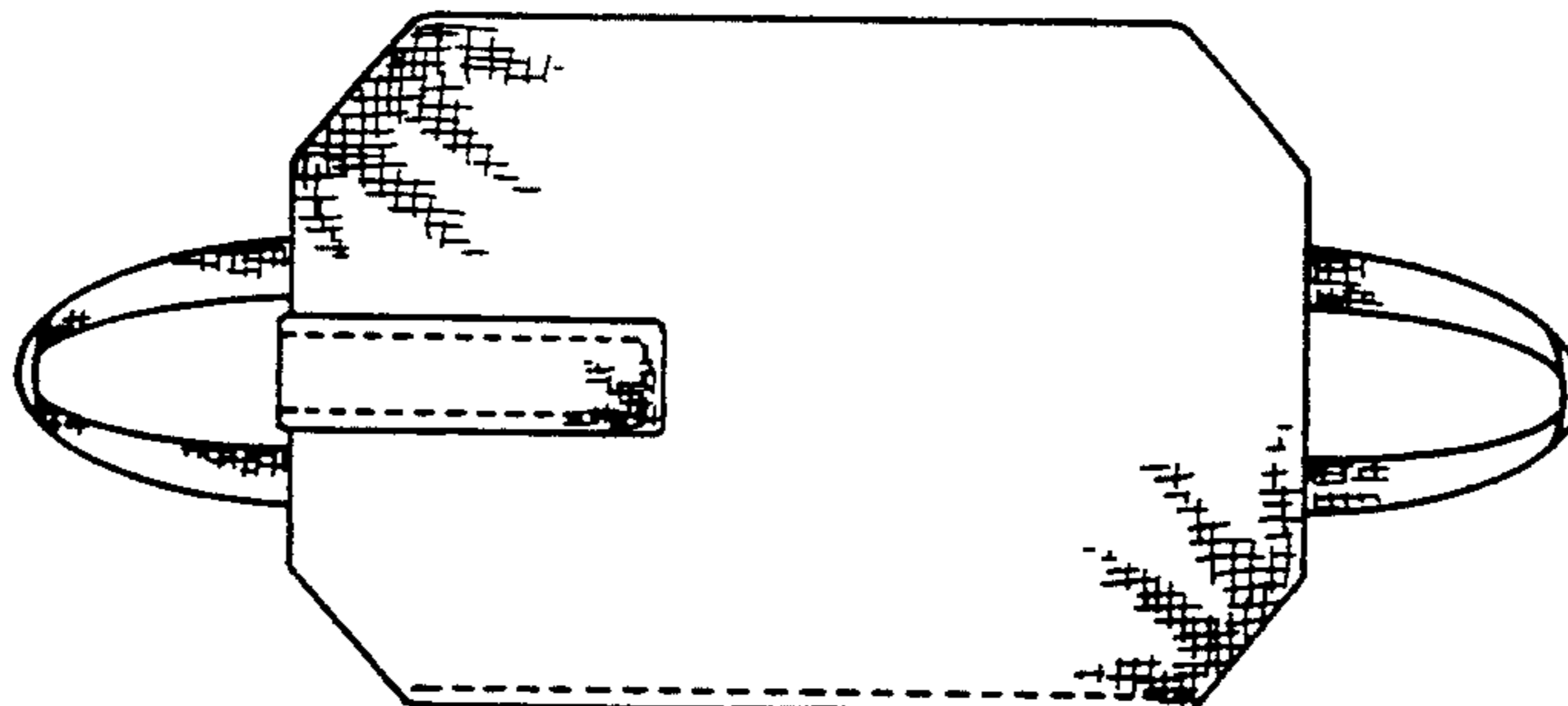


FIG. 1

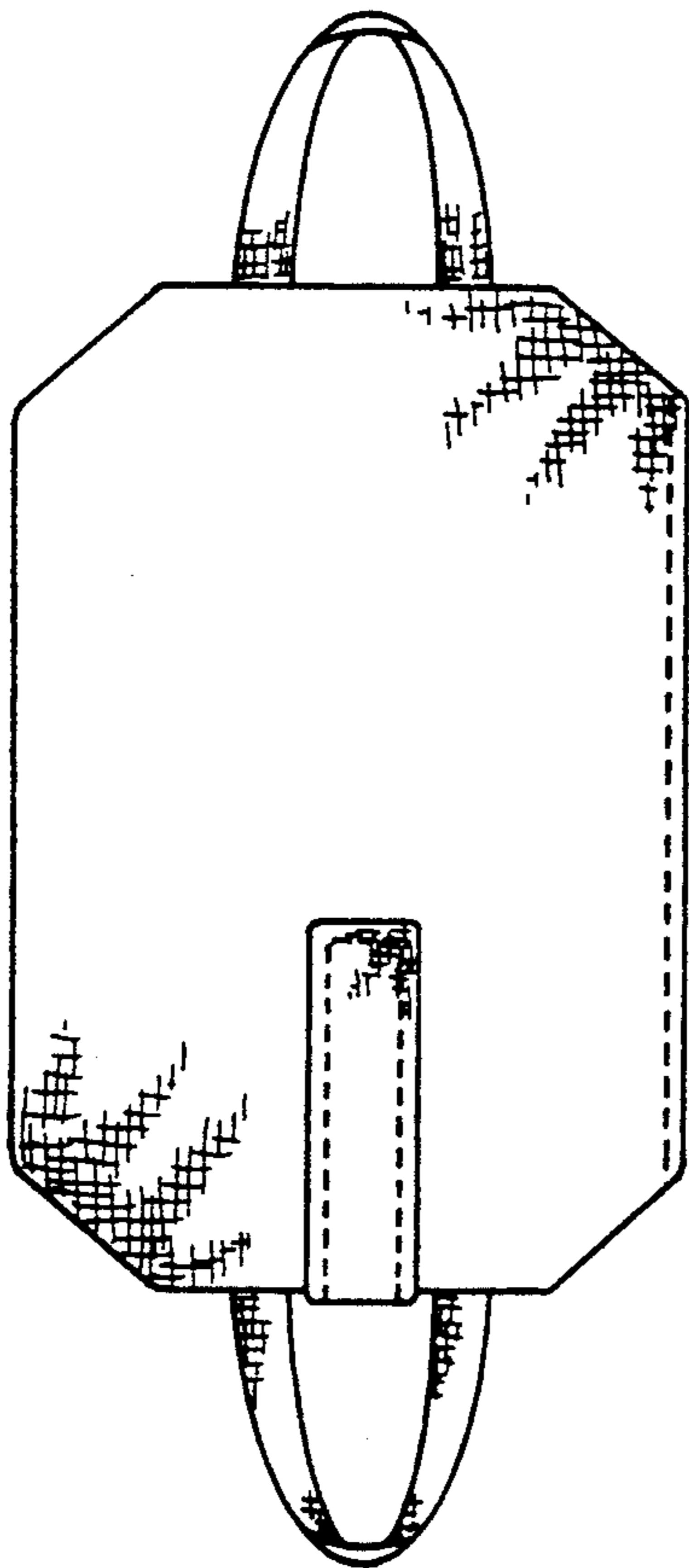


FIG. 2




FIG. 3

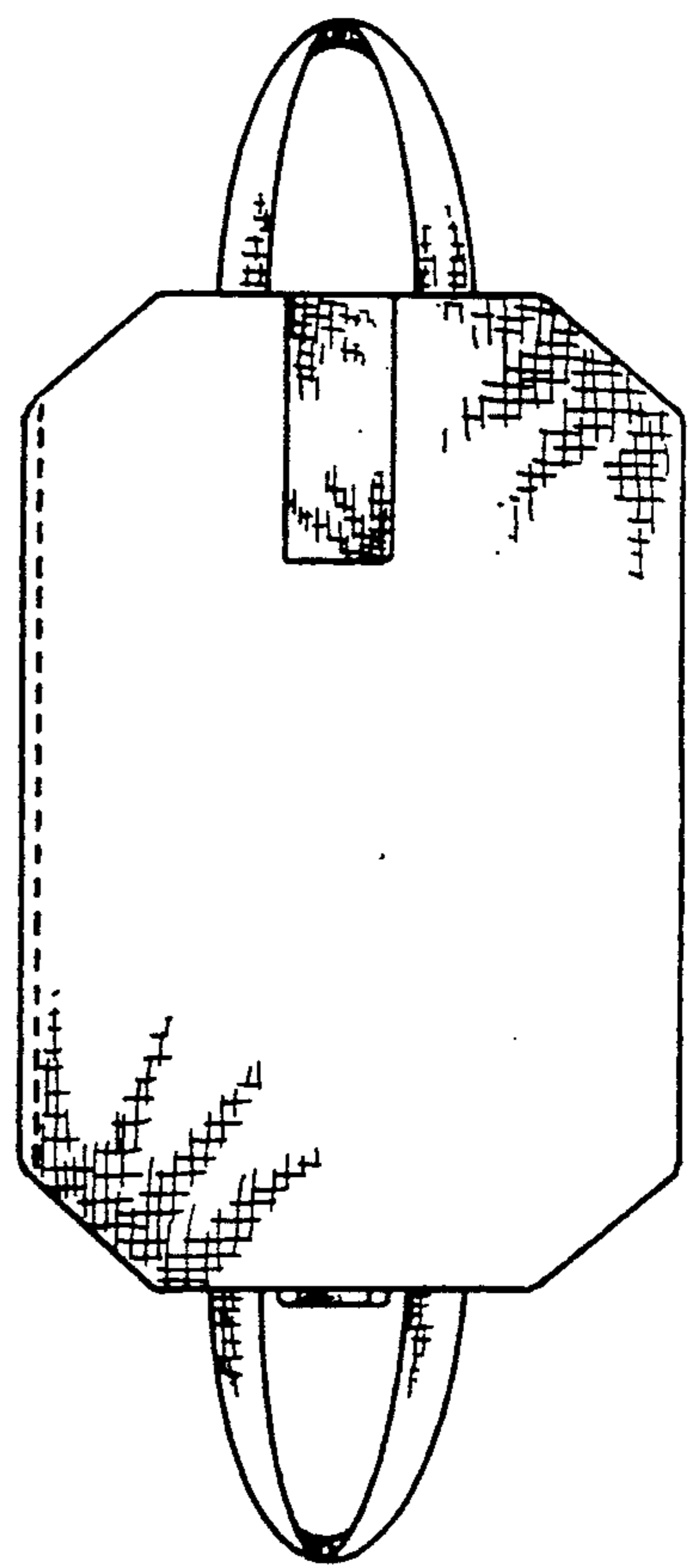


FIG. 4

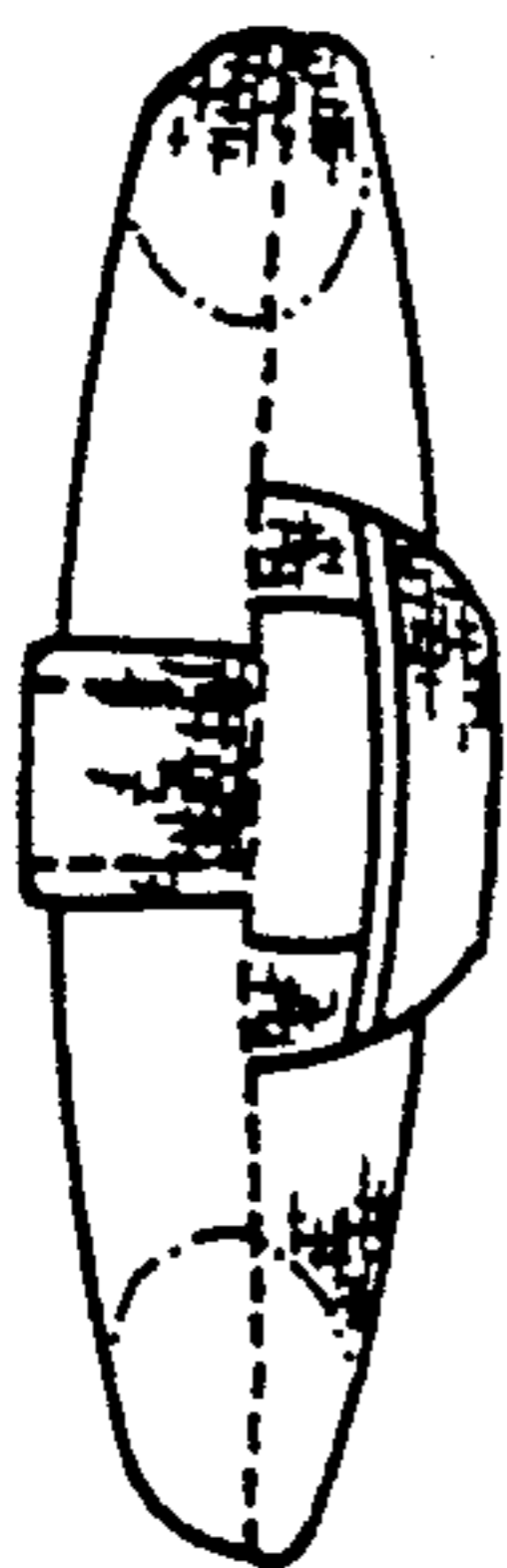


FIG. 6

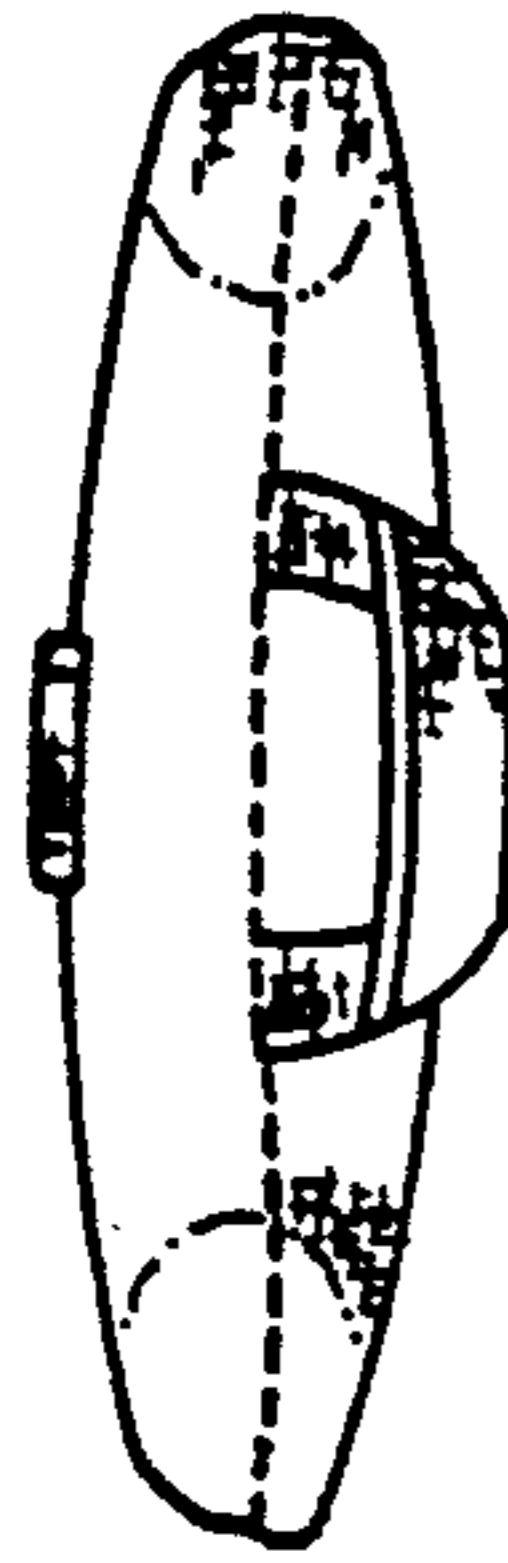


FIG. 5

