



US00D343087S

United States Patent [19]

[11] Patent Number: **Des. 343,087**

Kaiser

[45] Date of Patent: **** Jan. 11, 1994**

[54] **FLOOR MAT**

[75] Inventor: **Mark C. Kaiser, Edina, Minn.**

[73] Assignee: **World Wide, Inc., Minneapolis, Minn.**

[**] Term: **14 Years**

[21] Appl. No.: **756,081**

[22] Filed: **Sep. 6, 1991**

[52] U.S. Cl. **D6/583**

[58] Field of Search **D6/582, 583, 584, 585, D6/588; D5/47; 4/571.1; 5/417, 420; 15/215, 216, 217; D21/17, 20**

D. 325,749	4/1992	Lalet et al.	D21/20
452,234	5/1891	Perry	5/420 X
1,271,094	7/1918	Spickerman	15/217 X
3,097,849	7/1963	Rice	D21/20 X

Primary Examiner—Nelson C. Holtje
Assistant Examiner—Monica A. Hannon
Attorney, Agent, or Firm—Dorsey & Whitney

[57] **CLAIM**

The ornamental design for a floor mat, as shown.

DESCRIPTION

FIG. 1 is a top plan view of a floor mat showing my new design;
FIG. 2 is a bottom plan view thereof;
FIG. 3 is a front elevational view thereof;
FIG. 4 is a side elevational view, the opposite side being identical thereof; and,
FIG. 5 is a cutaway view of the article taken along the line 5—5 of FIG. 2 thereof.

[56] **References Cited**

U.S. PATENT DOCUMENTS

D. 9,254	5/1876	Cooper	D6/585
D. 238,538	1/1976	Smith	D6/582
D. 281,752	12/1985	Dickens et al.	D6/583 X

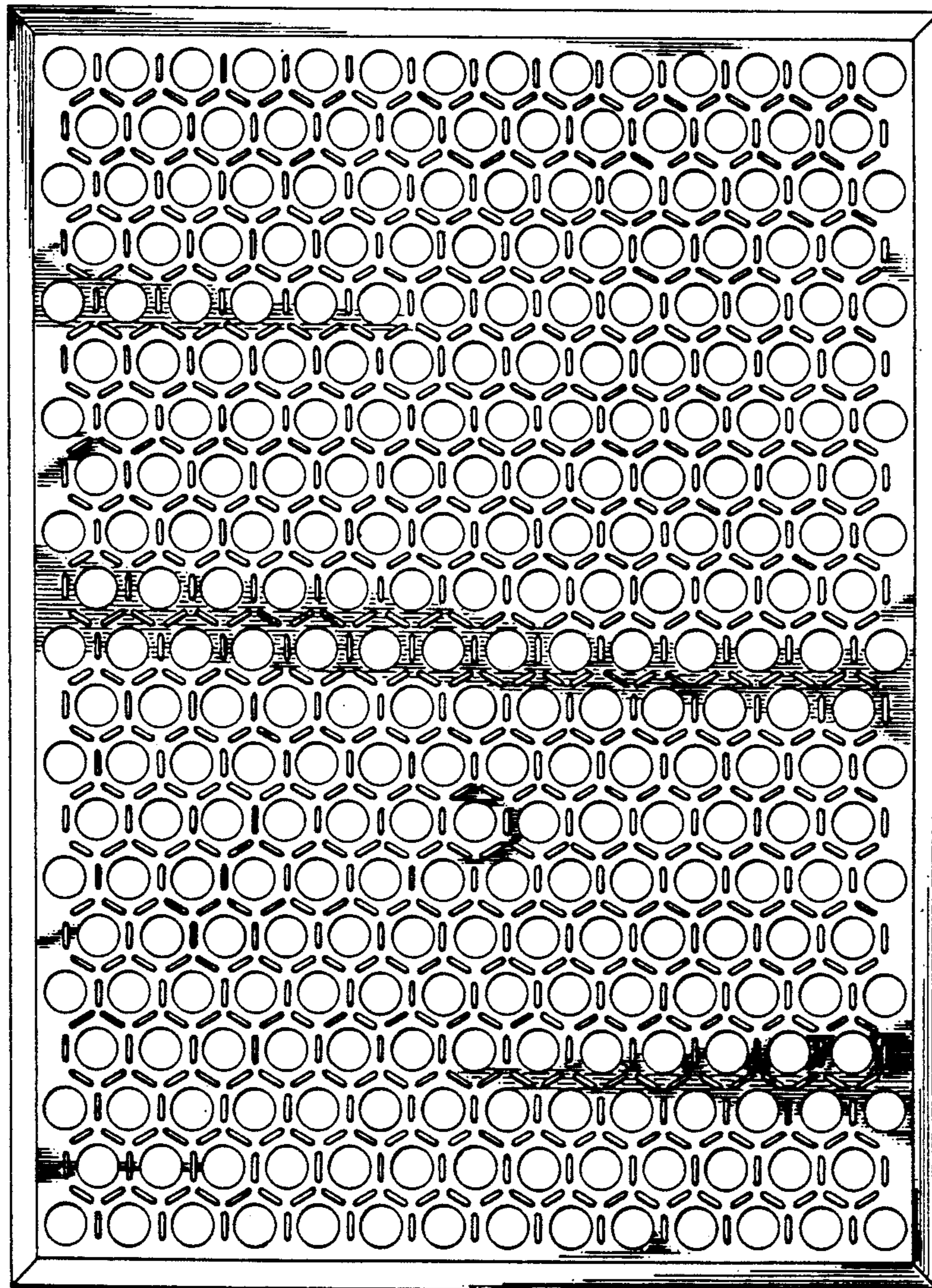


Fig. 1




Fig. 2

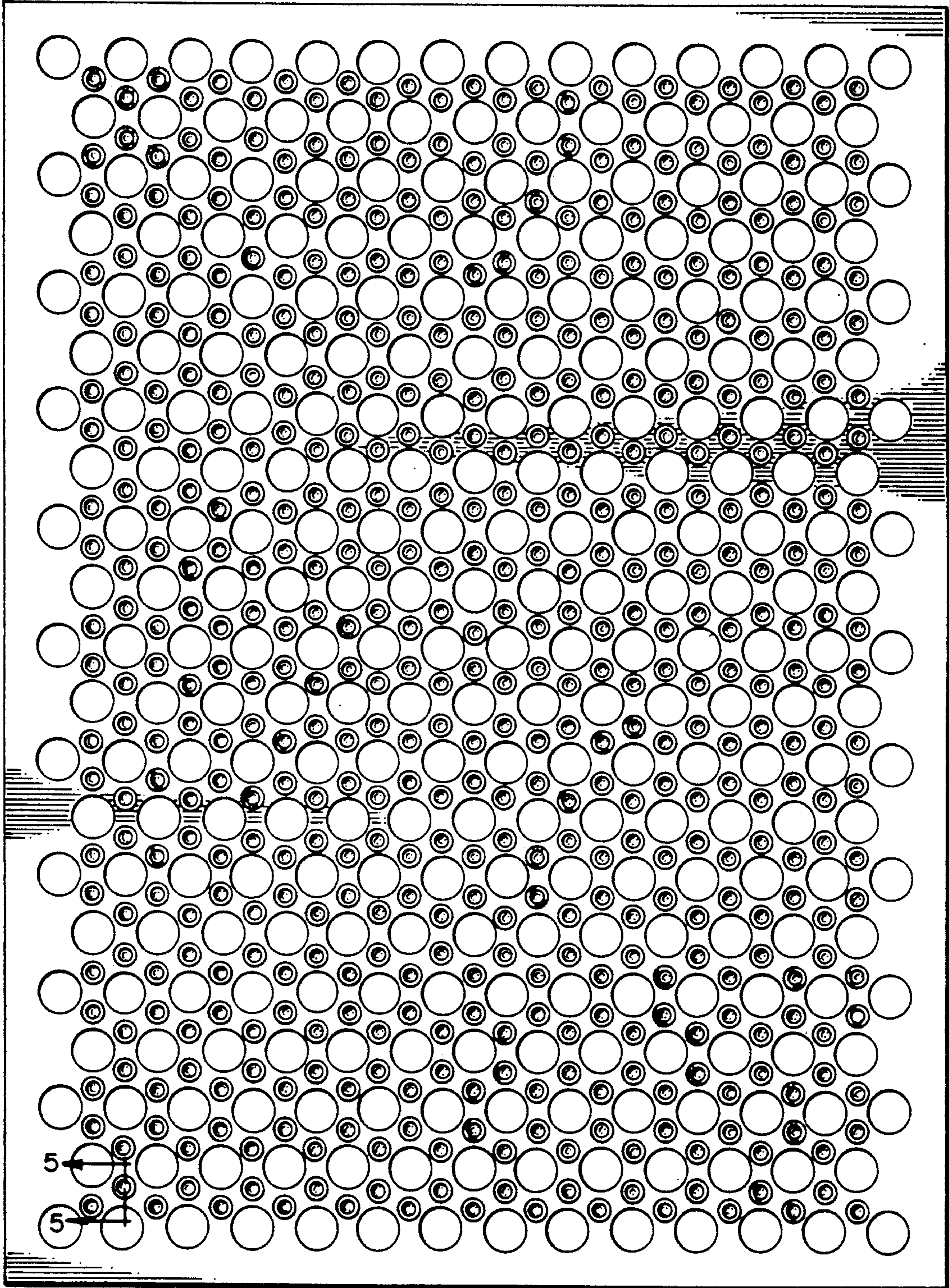


Fig. 3



Fig. 4



Fig. 5

