



US00D343055S

United States Patent [19]

[11] Patent Number: Des. 343,055

Child et al.

[45] Date of Patent: ** Jan. 11, 1994

[54] CARRYING AID FOR USE WITH CRUTCHES AND OTHER AMBULATORY AIDS

4,289,156 9/1981 Ulics 135/66
4,295,483 10/1981 Smith 135/66
4,850,383 7/1989 McBride 135/66

[76] Inventors: Elizabeth H. Child; Ramon M. Child, both of 3376 Daneborg Dr., Salt Lake City, Utah 84121

Primary Examiner—Louis S. Zarfes
Attorney, Agent, or Firm—Workman, Nydegger & Jensen

[**] Term: 14 Years

[57] CLAIM

[21] Appl. No.: 822,572

The ornamental design for a carrying aid for use with crutches and other ambulatory aids, as shown and described.

[22] Filed: Jan. 17, 1992

[52] U.S. Cl. D3/11; D3/48

[58] Field of Search D3/5-16, 48; 135/65-68, 72, 76, 910, 911, 71

DESCRIPTION

[56] References Cited

U.S. PATENT DOCUMENTS

D. 282,506	2/1986	Bomes et al.	D3/48
D. 284,623	7/1986	Gerch	D3/48
D. 315,797	3/1991	Cagle	D3/48 X
D. 316,479	4/1991	Miller	D3/11
2,210,493	8/1940	Lisi	135/66
2,220,900	11/1940	Halstead	135/66
2,423,635	7/1987	Blum	135/66
2,553,730	5/1951	Taylor	135/66
2,580,888	1/1952	Burkett	135/66
2,691,401	10/1954	Kontoff et al.	D3/48 X
3,545,462	12/1970	O'Mahoney	135/71
3,985,148	10/1976	Cadman	135/66
4,146,045	3/1979	Grant	135/66

FIG. 1 is a perspective view of a carrying aid for use with crutches and other ambulatory aids showing our new design suspended from the crutch by a wing nut-bolt assembly;

FIG. 2 is another perspective view of a carrying aid for use with crutches and the like showing our new design suspended from the crutch by laces;

FIG. 3 is a top plan view thereof;

FIG. 4 is a left side elevational view thereof;

FIG. 5 is a front elevational view thereof;

FIG. 6 is a right side elevational view thereof;

FIG. 7 is a bottom plan view thereof; and,

FIG. 8 is a rear elevational view thereof.

The broken line showing of a crutch and suspending means in FIGS. 1 and 2 is for illustrative purposes only and forms no part of the claimed design.





FIG. 1



FIG. 2

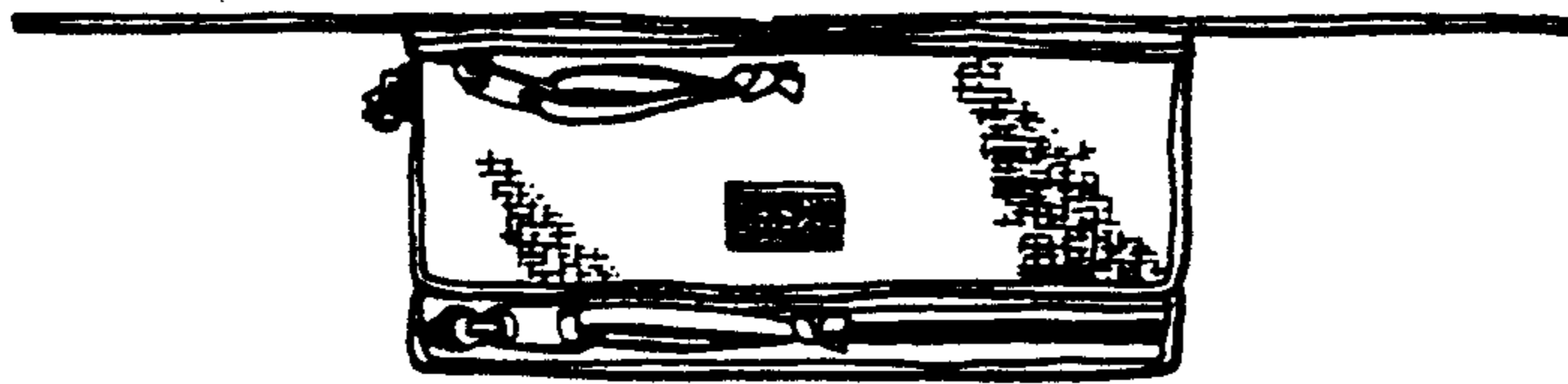


FIG. 3

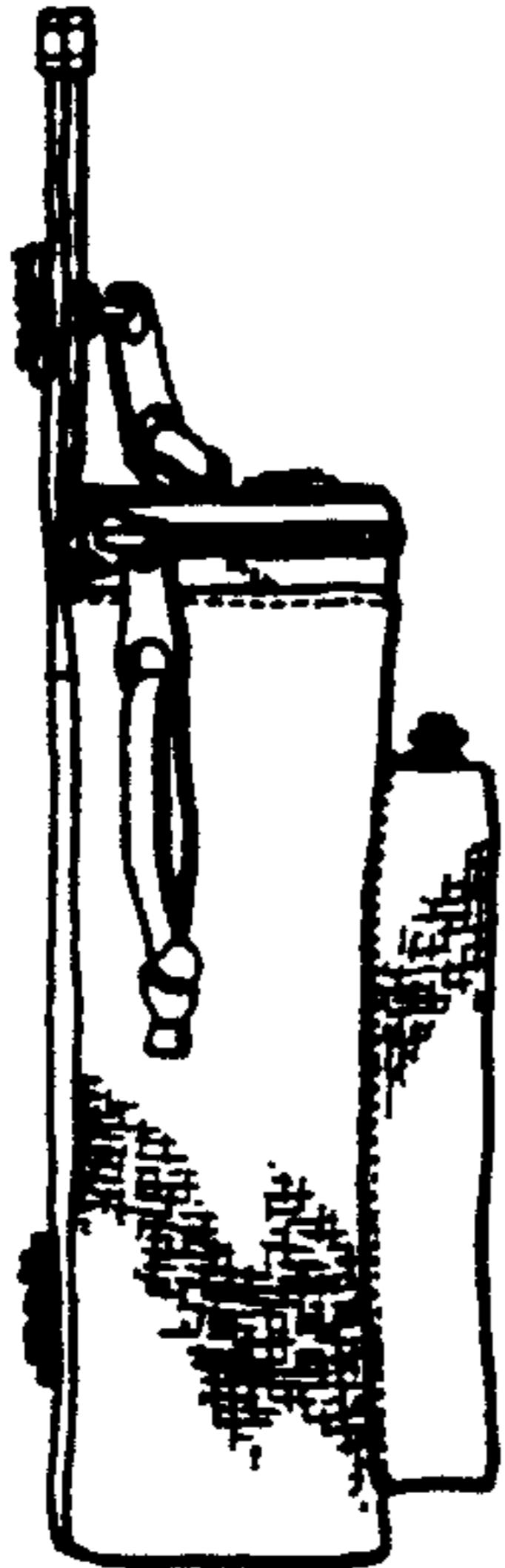


FIG. 4

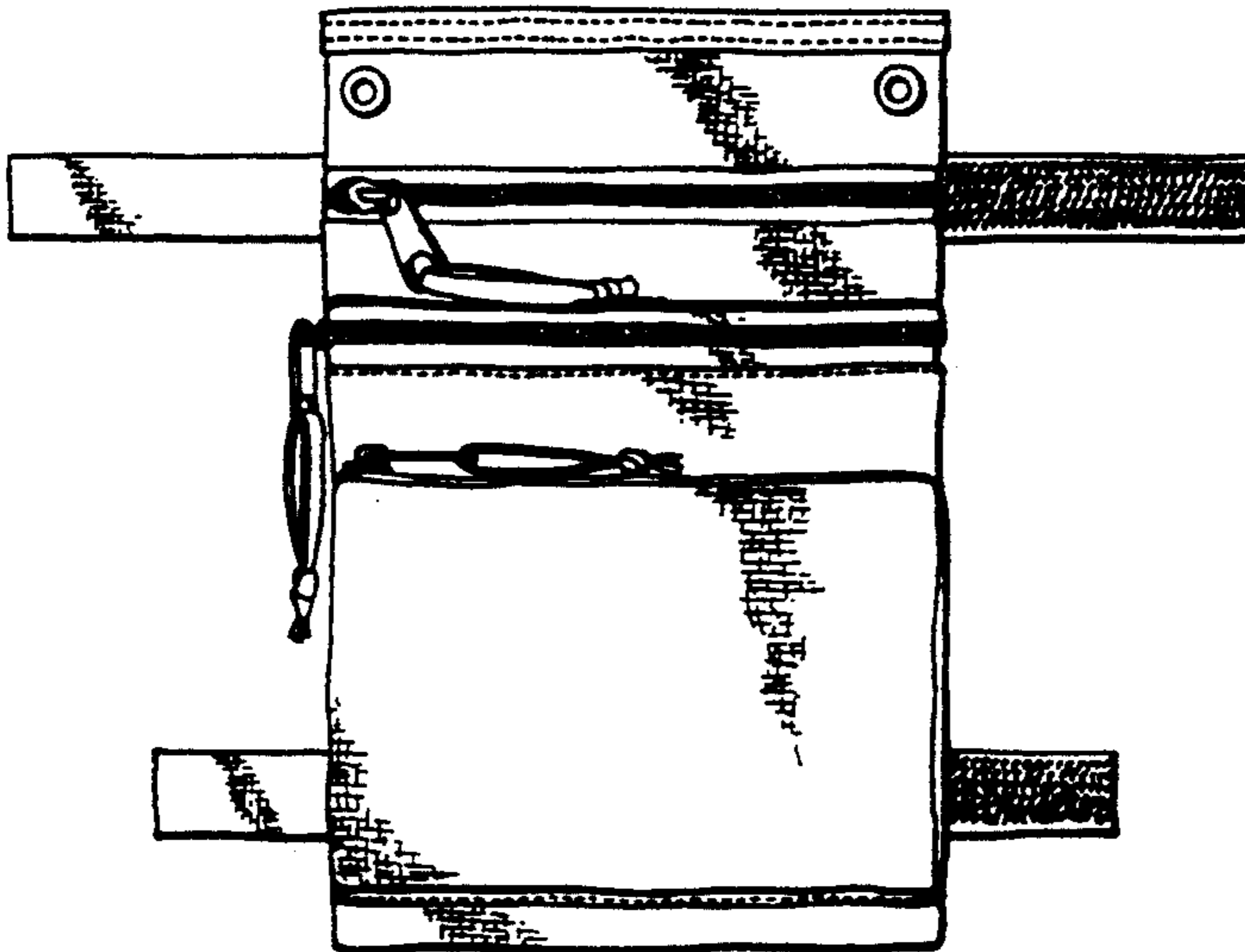


FIG. 5

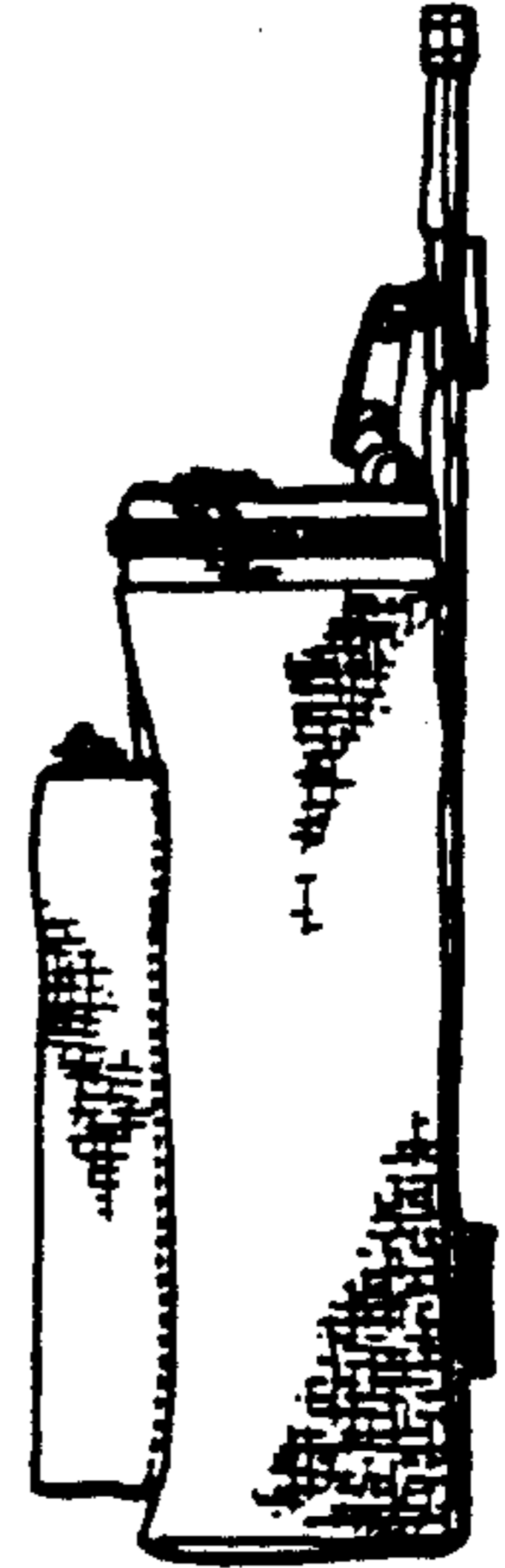


FIG. 6

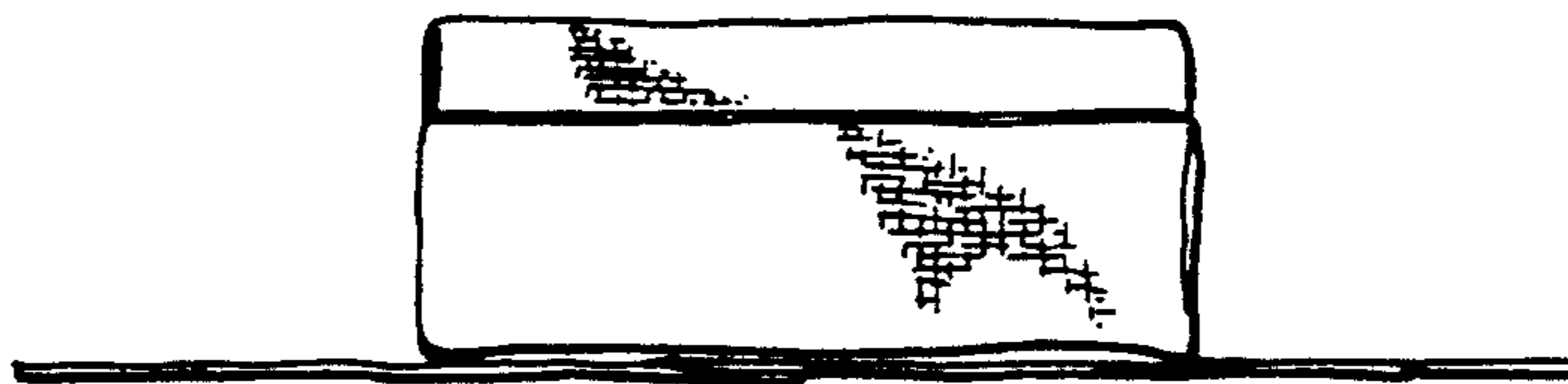


FIG. 7

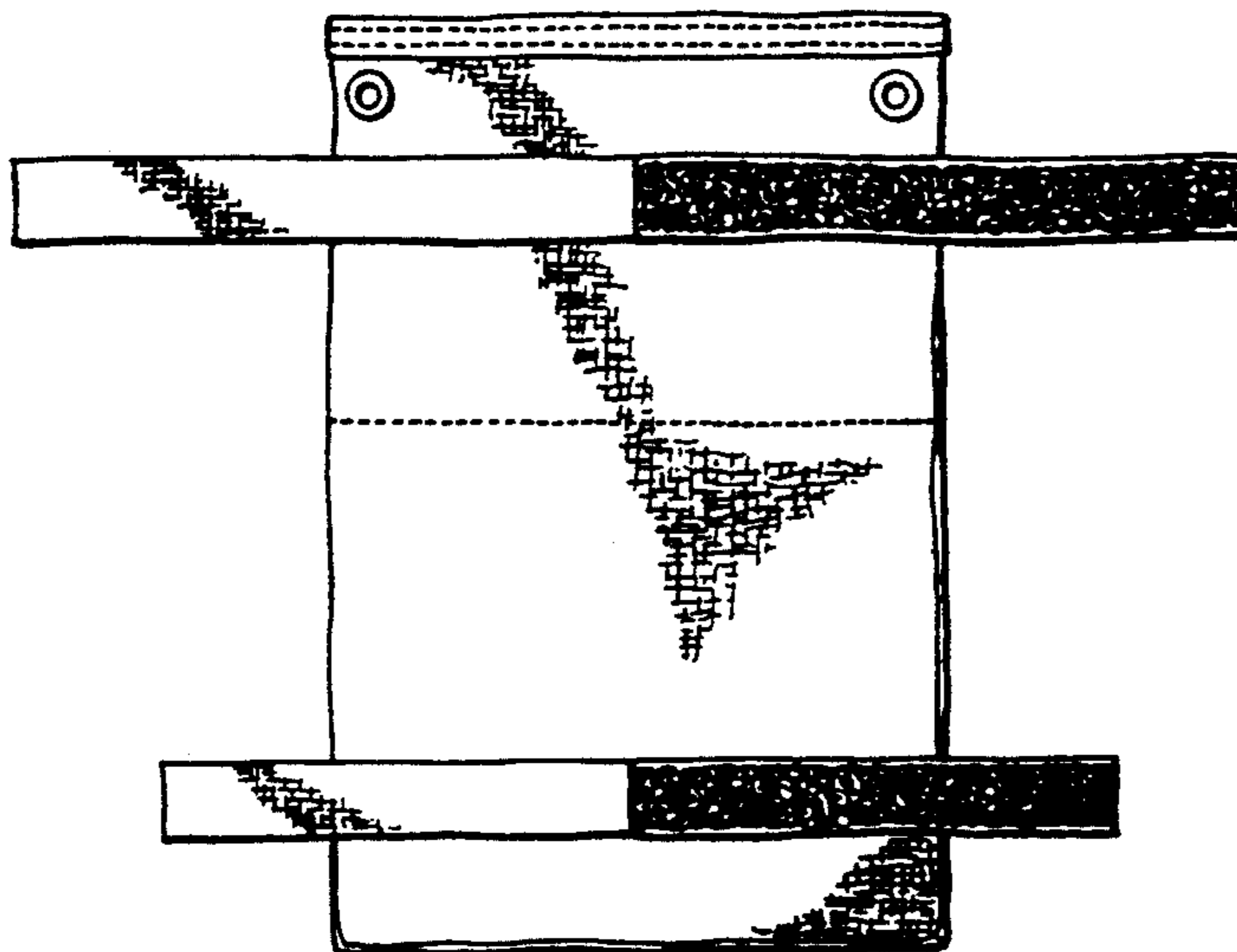


FIG. 8