



US00D343052S

# United States Patent [19]

[11] Patent Number: **Des. 343,052**

Novy

[45] Date of Patent: **\*\* Jan. 11, 1994**

[54] **TREAD SURFACE AND PERIPHERY OF A FOOTWEAR UNIT SOLE**

D. 316,773 5/1991 Valle ..... D2/320  
D. 326,769 6/1992 Challant ..... D2/320  
D. 329,130 9/1992 Yoon ..... D2/320

[75] Inventor: **James R. Novy, Framingham, Mass.**

*Primary Examiner*—Louis S. Zarfaz  
*Attorney, Agent, or Firm*—Samuels, Gauthier & Stevens

[73] Assignee: **Quabaug Corporation, North Brookfield, Mass.**

[57] **CLAIM**

[\*\*] Term: **14 Years**

The ornamental design for a tread surface and periphery of a footwear unit sole, as shown and described.

[21] Appl. No.: **948,889**

[22] Filed: **Sep. 21, 1992**

[52] U.S. Cl. .... **D2/953**

[58] Field of Search ..... D2/264, 265, 274, 311,  
D2/317-323; 36/25 R, 30 R, 32 R, 59 R,  
59 C, 83, 84, 89, 100-107, 112-114,  
132, 136

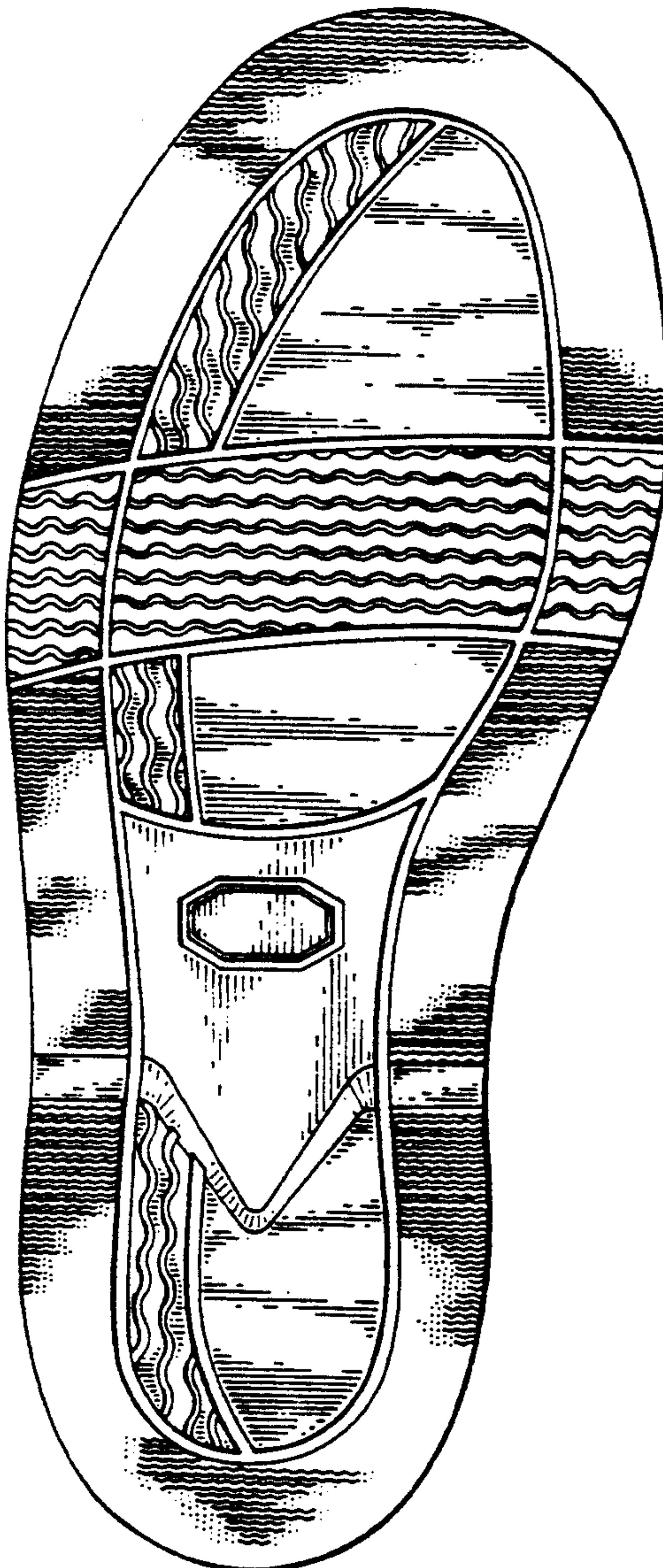
**DESCRIPTION**

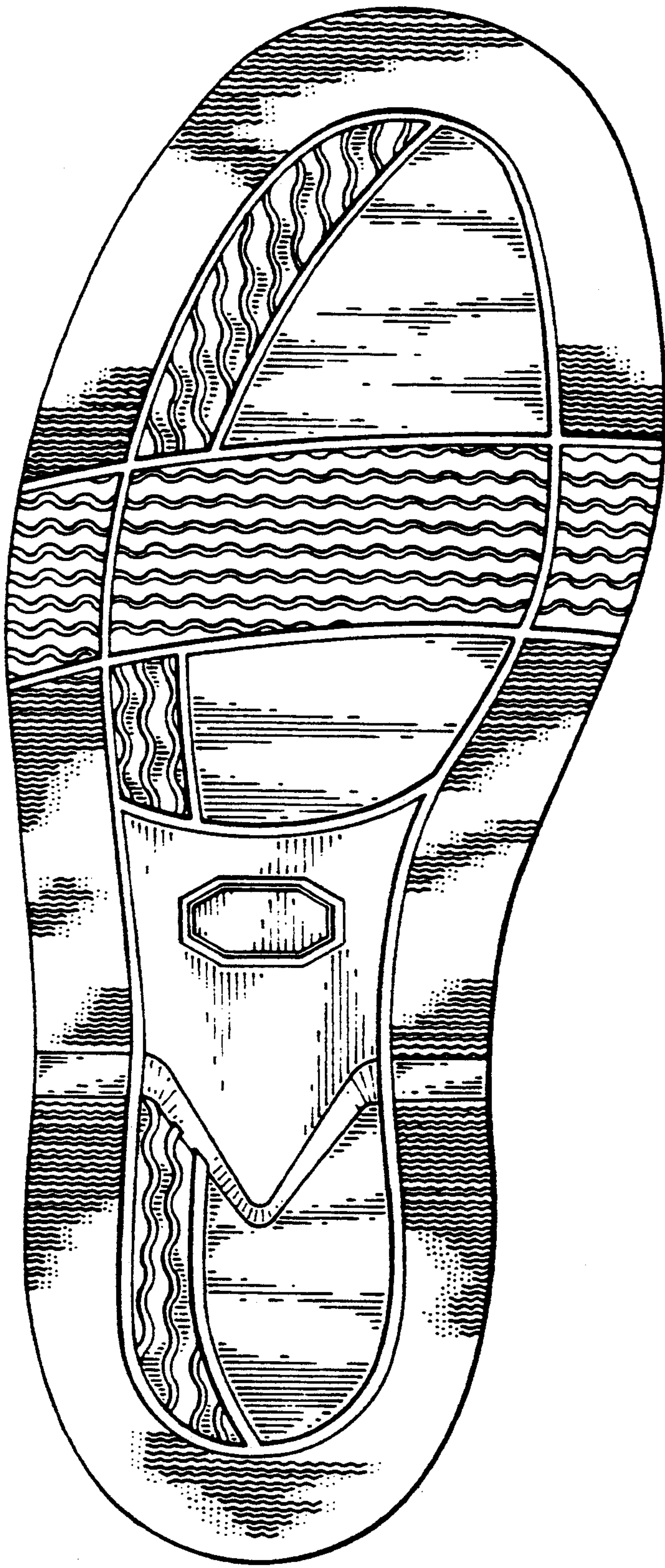
FIG. 1 is a bottom plan view of a tread surface and periphery of a footwear unit sole showing my new design;  
FIG. 2 is a right side elevational view thereof;  
FIG. 3 is a left side elevational view thereof;  
FIG. 4 is a front edge elevational view thereof; and,  
FIG. 5 is a rear edge elevational view.

[56] **References Cited**


**U.S. PATENT DOCUMENTS**

D. 303,039 8/1989 Kelley et al. .... D2/320







*FIG. 1*




*FIG. 2*



*FIG. 4*



*FIG. 3*



*FIG. 5*