



US00D343049S

United States Patent [19]
Novy

[11] **Patent Number: Des. 343,049**

[45] **Date of Patent: ** Jan. 11, 1994**

[54] **TREAD SURFACE AND PERIPHERY OF A FOOTWEAR UNIT SOLE**

[75] **Inventor: James R. Novy, Framingham, Mass.**

[73] **Assignee: Quabaug Corporation, North Brookfield, Mass.**

[**] **Term: 14 Years**

[21] **Appl. No.: 934,804**

[22] **Filed: Aug. 24, 1992**

[52] **U.S. Cl. D2/958**

[58] **Field of Search D2/264, 265, 274, 311, D2/317-323; 36/25R, 28, 29, 30R, 32R, 59R, 59C, 83, 84, 89, 100-107, 112-114, 132, 136**

[56] **References Cited**

U.S. PATENT DOCUMENTS

- D. 164,456 9/1951 Sprigg D2/320
- D. 317,225 6/1991 Austin D2/320

- D. 317,827 7/1991 Austin D2/320
- D. 325,668 4/1992 Bianchini et al. D2/320
- D. 326,769 6/1992 Challant D2/320
- 4,141,158 2/1979 Benseler et al. 36/32 R

Primary Examiner—Louis S. Zarfaz
Attorney, Agent, or Firm—Samuels, Gauthier & Stevens

[57] **CLAIM**

The ornamental design for a tread surface and periphery of a footwear unit sole, as shown and described.

DESCRIPTION

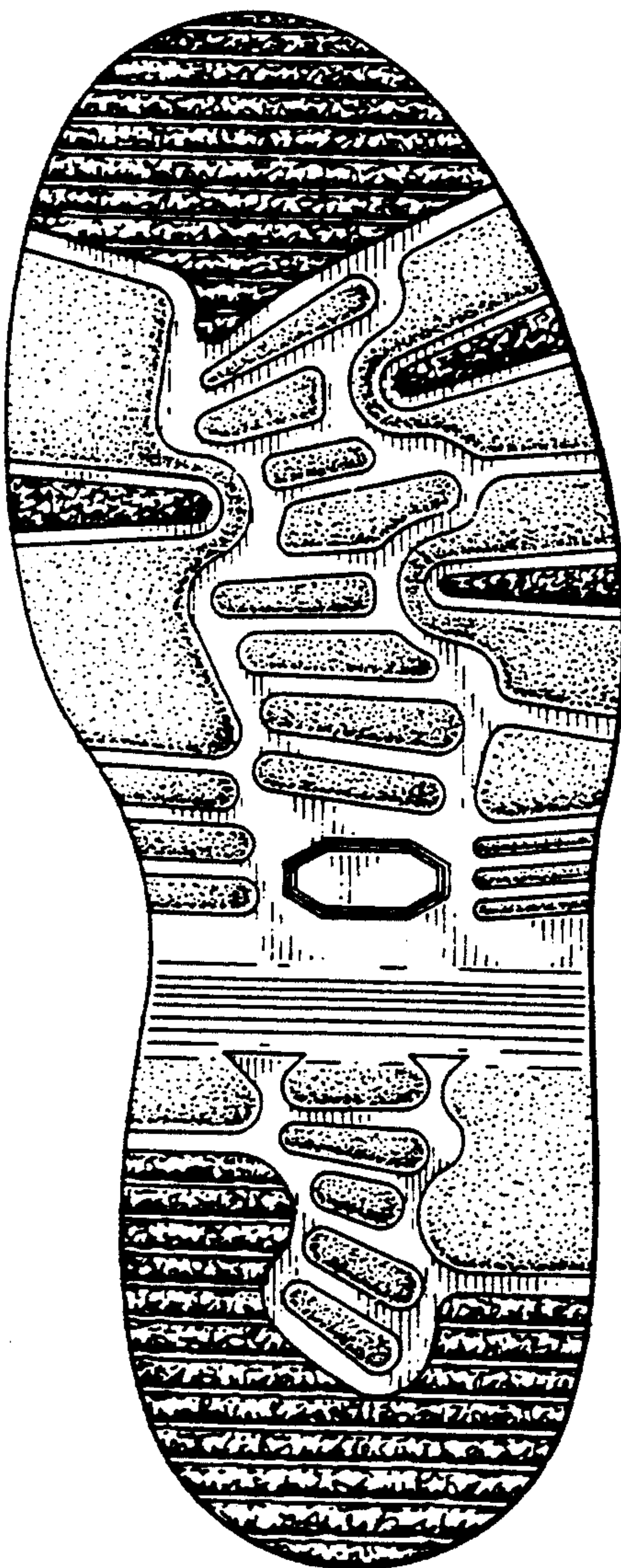
FIG. 1 is a bottom plan view of a tread surface and periphery of a footwear unit sole showing my new design;

FIG. 2 is a right side elevational view thereof;

FIG. 3 is a left side elevational view thereof;

FIG. 4 is an front edge elevational view thereof; and,

FIG. 5 is a rear edge elevational view.






FIG. 4

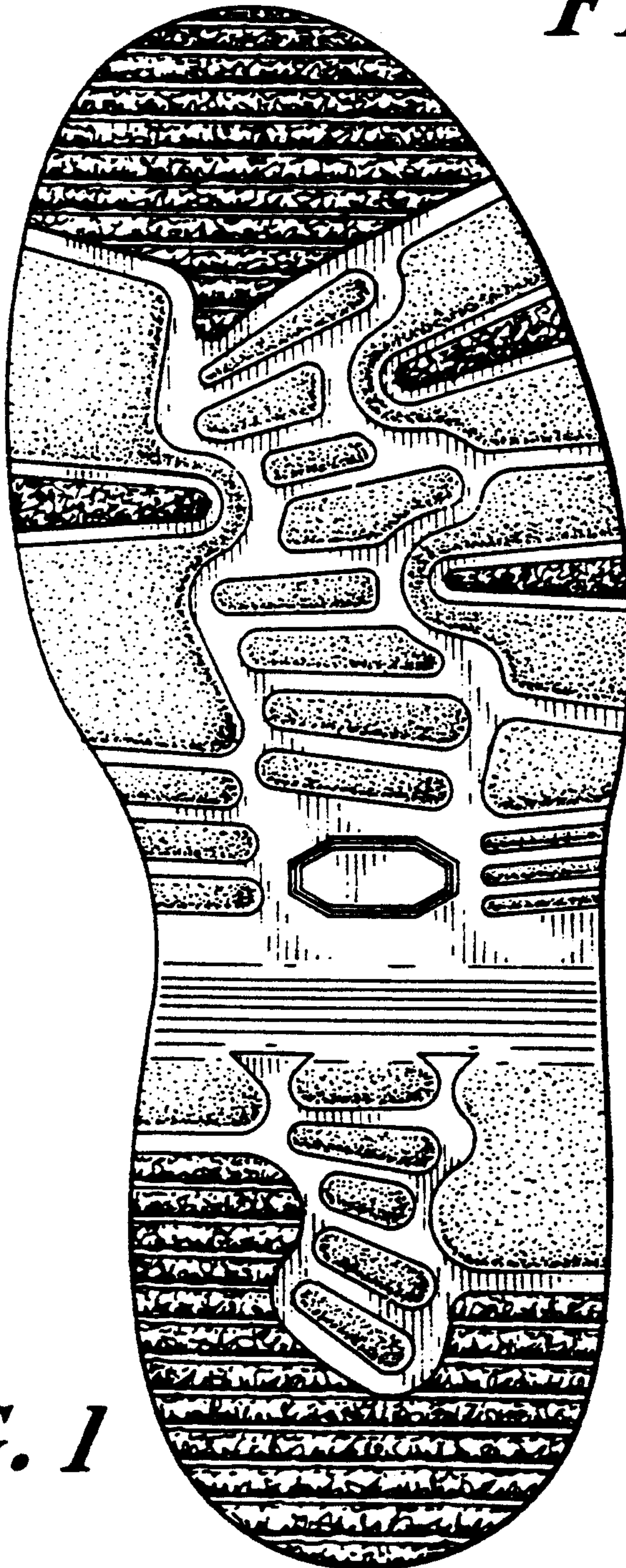



FIG. 1

FIG. 5



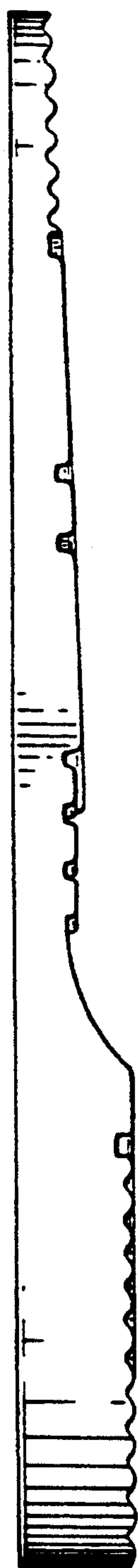


FIG. 2

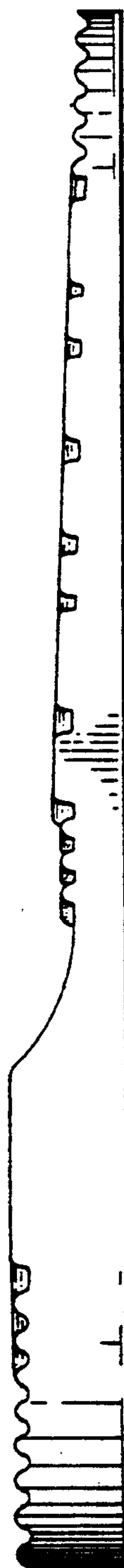


FIG. 3