



US00D343046S

United States Patent [19]

[11] Patent Number: **Des. 343,046**

Feller et al.

[45] Date of Patent: **** Jan. 11, 1994**

[54] SHOE UPPER

[75] Inventors: **Craig L. Feller, Duxbury; Wayne M. Russell, Cohasset, both of Mass.**

[73] Assignee: **Reebok International Ltd., Stoughton, Mass.**

[**] Term: **14 Years**

[21] Appl. No.: **9,051**

[22] Filed: **Jun. 4, 1993**

[52] U.S. Cl. **D2/969**

[58] Field of Search **D2/264, 265, 308-314; 36/45, 83, 84, 89, 100-107, 112-114, 132, 136**

[56] References Cited

U.S. PATENT DOCUMENTS

D. 258,548	3/1981	Famolare, Jr.	D2/309
D. 278,757	5/1985	Werman	D2/309
D. 283,463	4/1986	Chassaing	D2/310
D. 294,192	2/1988	Igoe	D2/309
D. 296,262	6/1988	Brown et al.	D2/314
D. 299,283	1/1989	Selbiger	D2/314
D. 313,110	12/1990	Boucher et al.	D2/314
D. 316,624	5/1991	Hatfield et al.	D2/374
D. 318,944	8/1991	Lucas	D2/314
D. 323,925	2/1992	Brown et al.	D2/314
D. 325,118	4/1992	Smith	D2/314
D. 325,119	4/1992	Smith	D2/314
D. 326,353	5/1992	Close	D2/314
D. 326,953	6/1992	Hatfield	D2/314
D. 332,520	1/1993	Kittle	D2/314
4,876,806	10/1989	Robinson et al.	36/114

FOREIGN PATENT DOCUMENTS

0149573 1/1985 European Pat. Off. .

OTHER PUBLICATIONS

The Pump Volley Mid, Reebok Spring 1993 Footwear Catalog p. 36.

Volley Tech Low, Reebok Spring 1993 Footwear Catalog, p. 36.

Pro Valley II Leather, Reebok Spring 1993 Footwear Catalog, p. 38.

Wild Card, Reebok Spring 1993 Footwear Catalog, p. 29.

AL 6000 Mid, Reebok Fall 1992 Footwear Catalog, p. 52.

AeroStep Trainer, Reebok Fall 1992 Footwear Catalog Supplement, p. 2.

Primary Examiner—Louis S. Zarfaz

Attorney, Agent, or Firm—Sterne, Kessler, Goldstein and Fox

[57] CLAIM

The ornamental design for a shoe upper, as shown and described.

DESCRIPTION

FIG. 1 is left side elevational view of a shoe upper showing our new design;

FIG. 2 is a right side elevational view thereof;

FIG. 3 is a top plan view thereof;

FIG. 4 is a front elevational view thereof;

FIG. 5 is a rear elevational view thereof;

FIG. 6 is left side elevational view of a shoe upper showing an alternate embodiment of our new design;


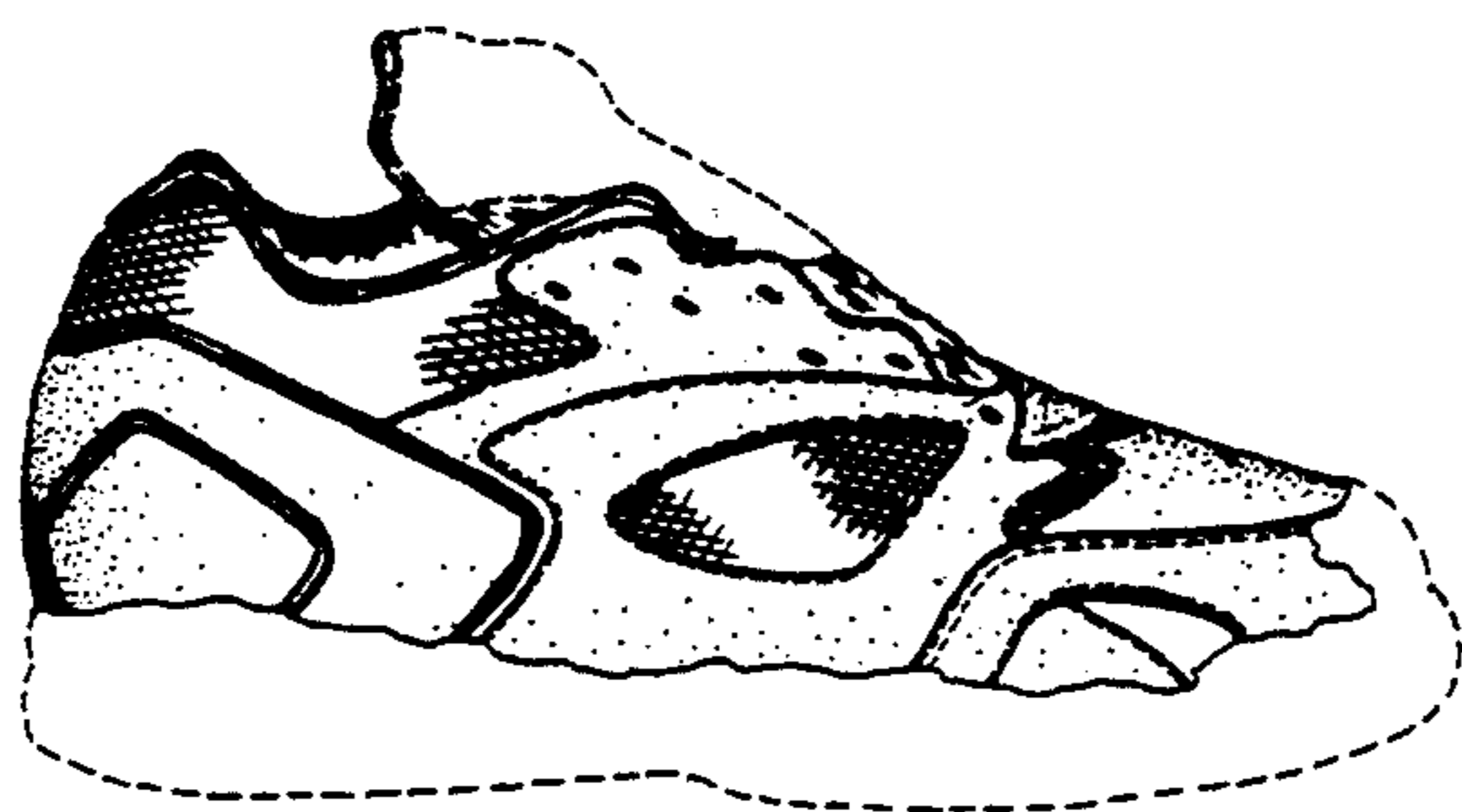
FIG. 7 is a right side elevational view thereof;

FIG. 8 is a top plan view thereof;

FIG. 9 is a front elevational view thereof; and,

FIG. 10 is a rear elevational view thereof.

The broken line showing of the upper portion of the tongue and a shoe sole in FIGS. 1-10 is environmental only and forms no part of the claimed design.



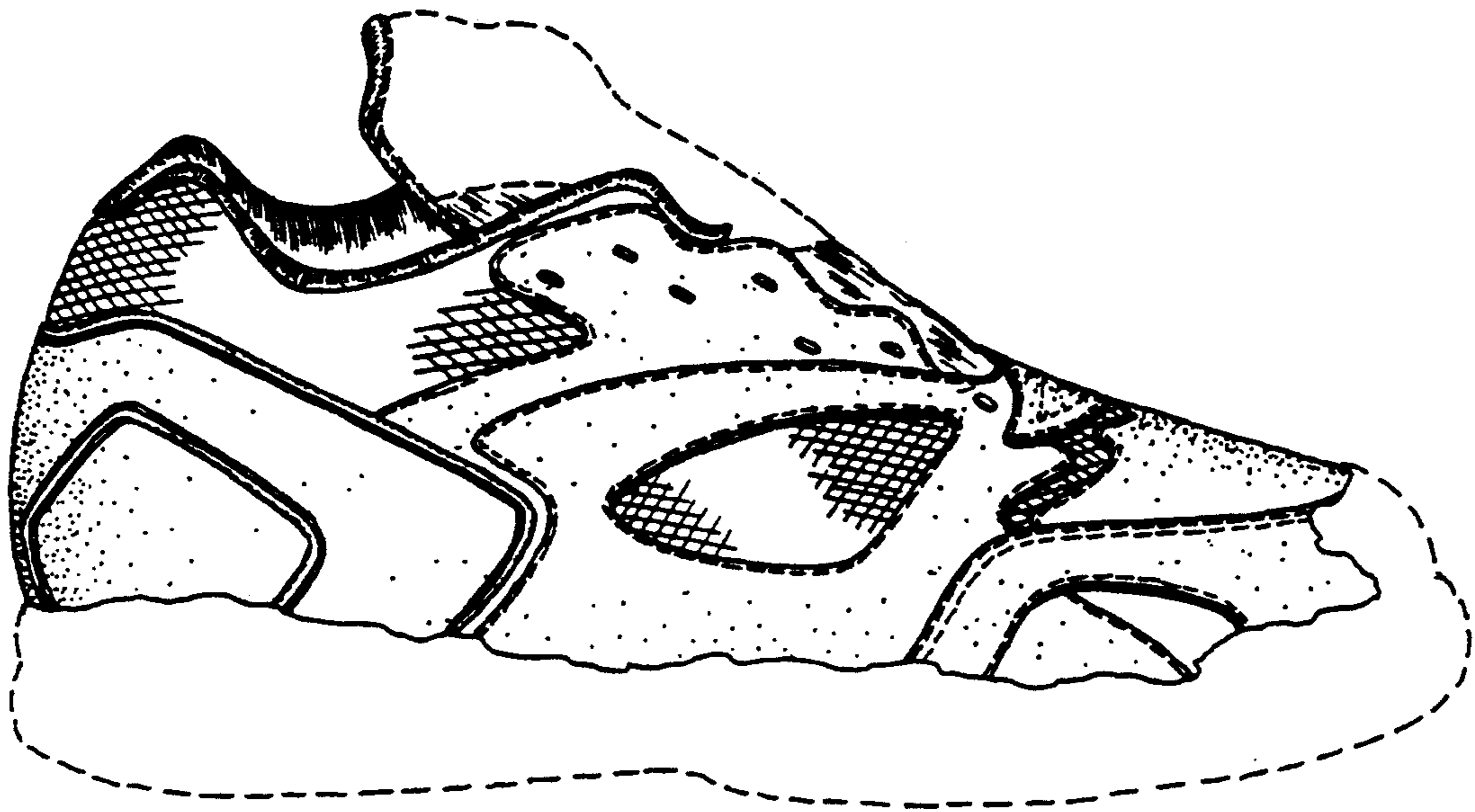


FIG. 1

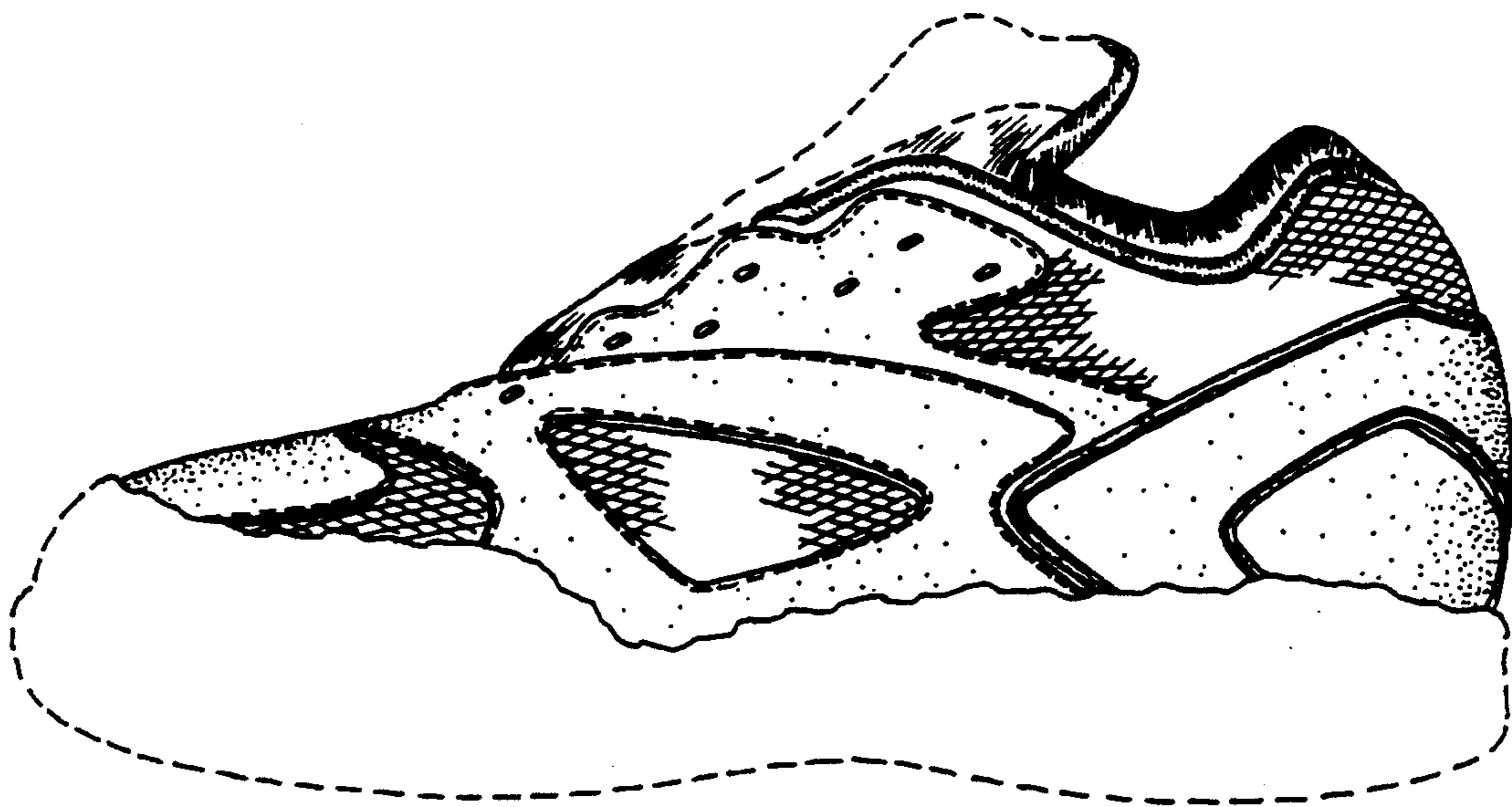


FIG. 2




FIG. 3

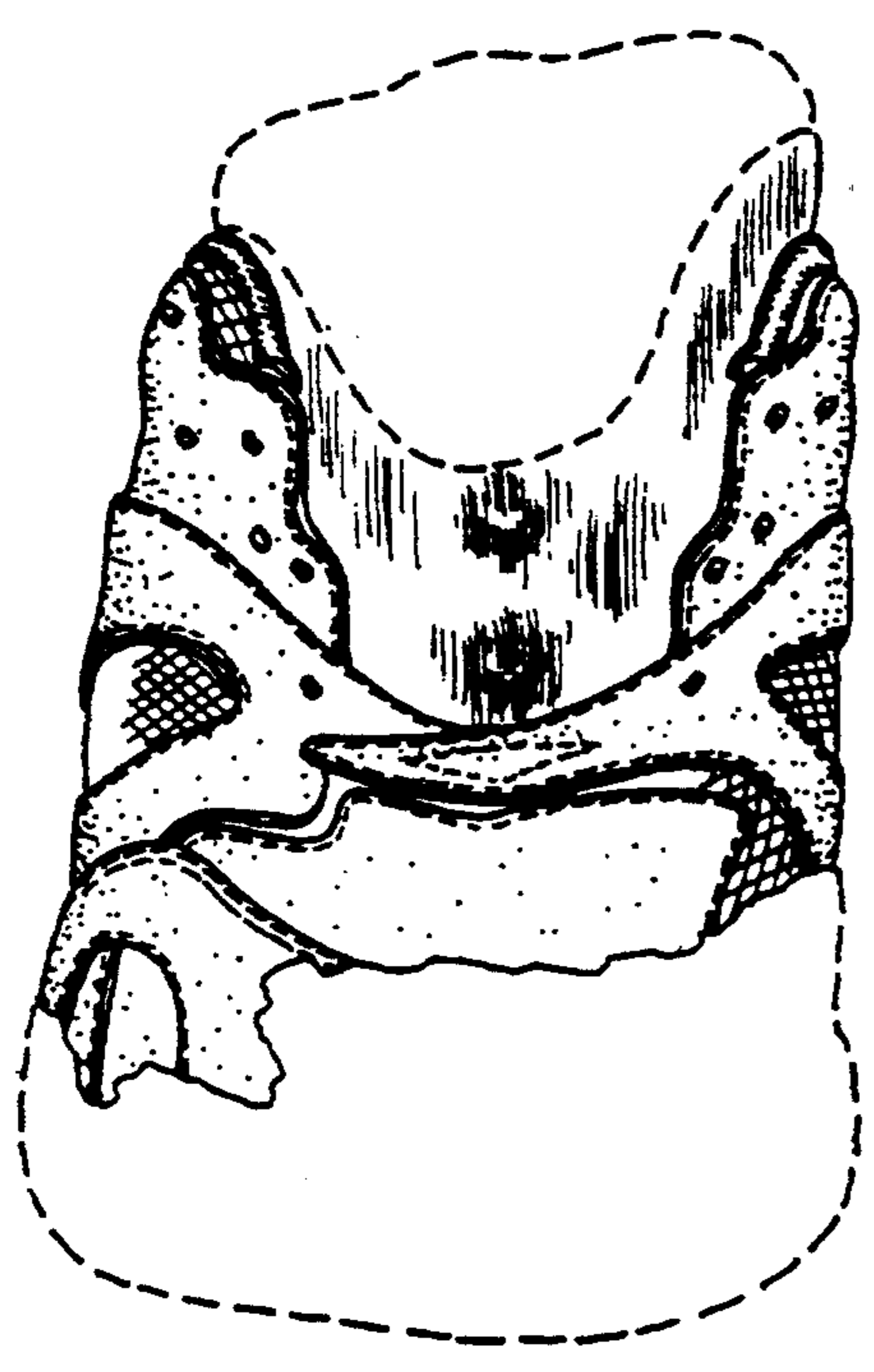


FIG. 4

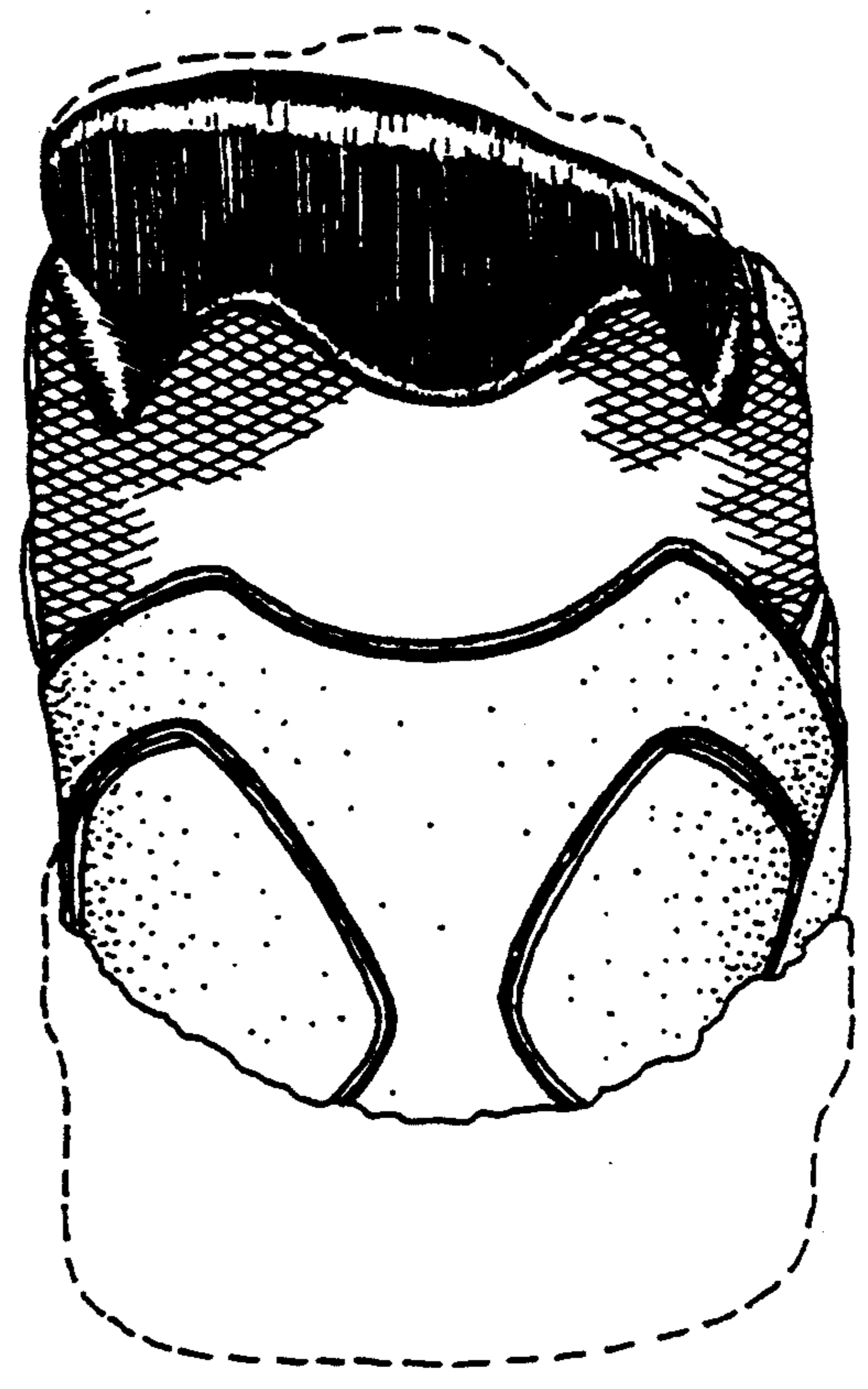


FIG. 5




FIG. 6




FIG. 7




FIG. 8



FIG. 9



FIG. 10