



US00D343044S

United States Patent [19] Kilgore et al.

[11] Patent Number: **Des. 343,044**
[45] Date of Patent: **** Jan. 11, 1994**

[54] **MIDSOLE OF A SHOE**
[75] Inventors: **Bruce Kilgore, Lake Oswego; Nancy Dalton, Portland, both of Oreg.**
[73] Assignee: **Nike, Inc., Beaverton, Oreg.**
[**] Term: **14 Years**
[21] Appl. No.: **857,808**
[22] Filed: **Mar. 26, 1992**
[52] U.S. Cl. **D2/977**
[58] Field of Search **D2/264, 265, 277, 308-314, 317-323; 36/25 R, 30 R, 32 R, 83, 84, 28, 29, 89, 100-107, 112-114, 132, 136**

4,918,841 4/1990 Turner et al. 36/114

OTHER PUBLICATIONS

Nike catalogs—Fall 1989, pp. 22, 28; Spring 1989 Nike catalog, pp. 30, 76; Spring 1990 Nike catalog, pp. 8, 86, 10; Fall 1991 Nike catalog, pp. 8, 12, 16; Spring 1991 Nike catalog, pp. 36, 42; Spring 1992 Nike catalog, pp. 8, 16, 22, 24; Fall 1992 Nike catalog, pp. 8, 10.

Primary Examiner—Louis S. Zarfes
Attorney, Agent, or Firm—Banner, Birch, McKie & Beckett

[56] References Cited

U.S. PATENT DOCUMENTS

| | | | | |
|------------|---------|----------------|-------|--------|
| D. 297,885 | 10/1988 | Tong | | D2/320 |
| D. 311,810 | 11/1990 | Hatfield | | D2/320 |
| D. 312,917 | 12/1990 | Hatfield | | D2/314 |
| D. 313,113 | 12/1990 | Aveni | | D2/320 |
| D. 315,442 | 3/1991 | Kilgore et al. | | D2/320 |
| D. 316,324 | 4/1991 | Rogers | | D2/320 |
| D. 319,337 | 8/1991 | Hatfield | | D2/320 |
| D. 321,585 | 11/1991 | Rogers | | D2/314 |
| D. 321,974 | 12/1991 | Hatfield | | D2/320 |
| D. 321,978 | 12/1991 | Hatfield | | D2/320 |
| D. 322,506 | 12/1991 | Rogers | | D2/314 |
| D. 322,507 | 12/1991 | Hatfield | | D2/314 |
| D. 323,423 | 1/1992 | Rogers | | D2/320 |
| D. 324,762 | 3/1992 | Hatfield | | D2/318 |
| D. 325,464 | 4/1992 | Smith | | D2/314 |
| D. 333,034 | 2/1993 | McDonald | | D2/320 |
| D. 333,208 | 2/1993 | Lucas | | D2/314 |
| 4,236,326 | 12/1980 | Inohara | | 36/29 |

[57] CLAIM

The ornamental design for a midsole of a shoe, as shown and described.

DESCRIPTION

FIG. 1 is a side elevational view of a shoe midsole showing my new design;
FIG. 2 is a side elevation view of the other side of the midsole of a shoe;
FIG. 3 is a rear elevation view of a midsole of a shoe;
FIG. 4 is a cross sectional view taken through line 4—4 of FIG. 1;
FIG. 5 is a cross sectional view taken through line 5—5 of FIG. 1;
FIG. 6 is a front elevational view of a midsole of a shoe; and,
FIG. 7 is a cross sectional view taken through line 7—7 of FIG. 1.
The broken line showing the sole and upper portion of the shoe in FIGS. 1,2,3, and 6 are for illustrative purposes and form no part of the claimed design.

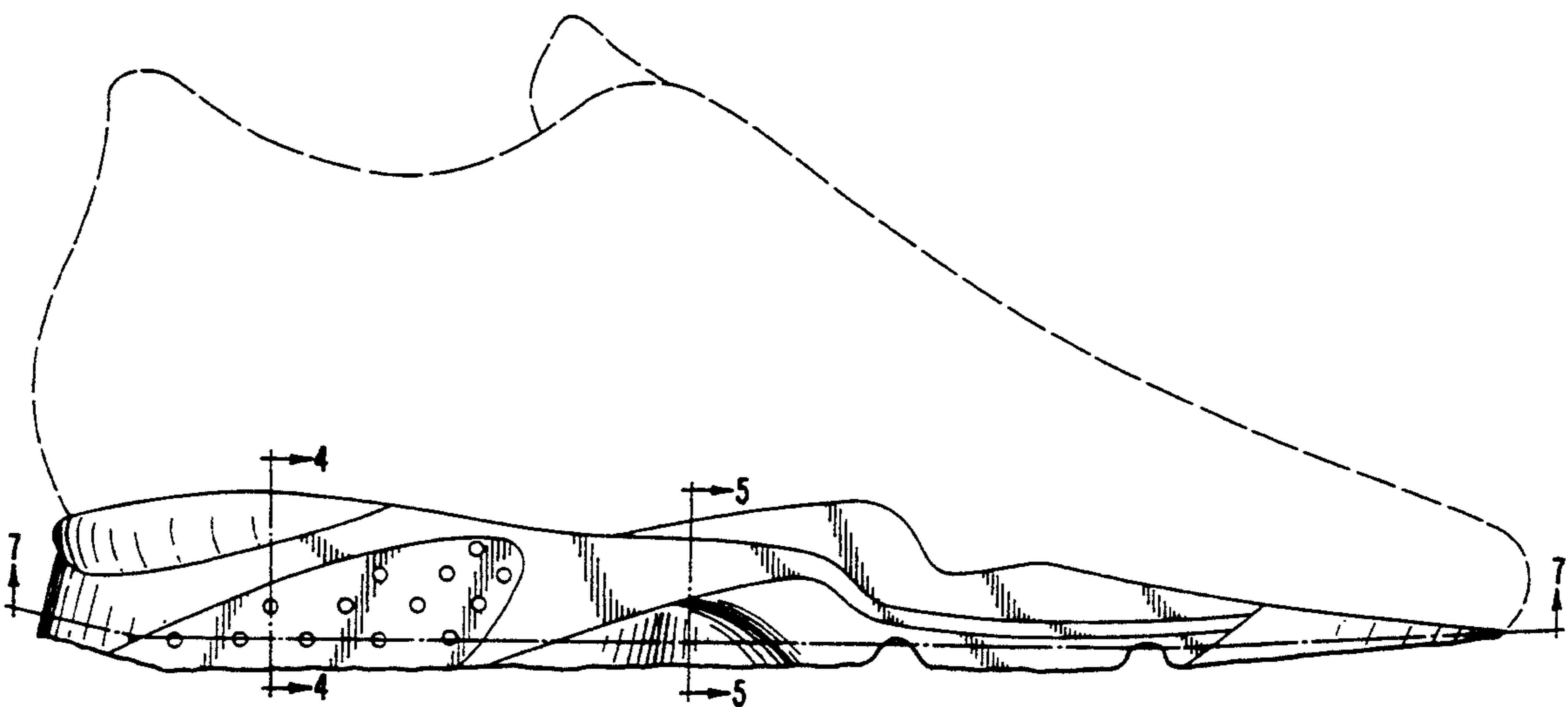
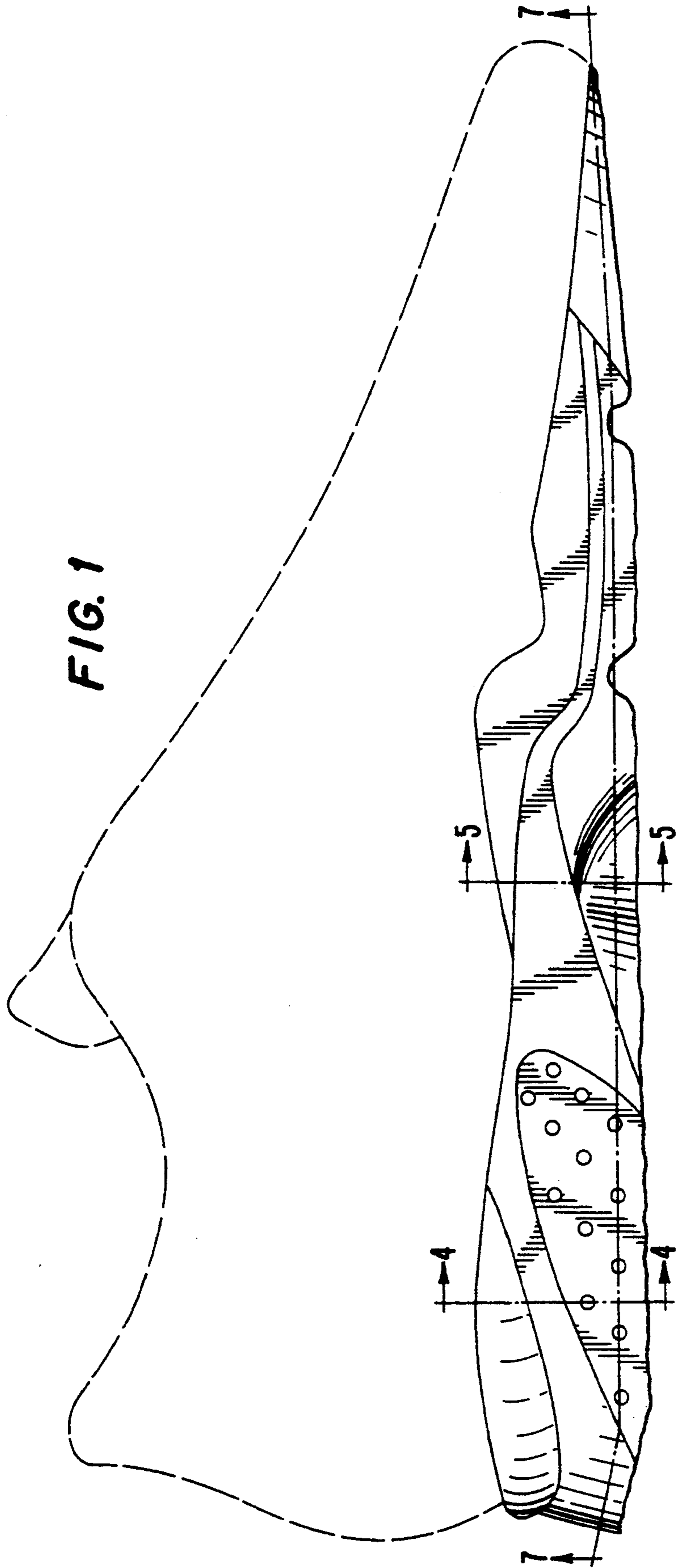


FIG. 1



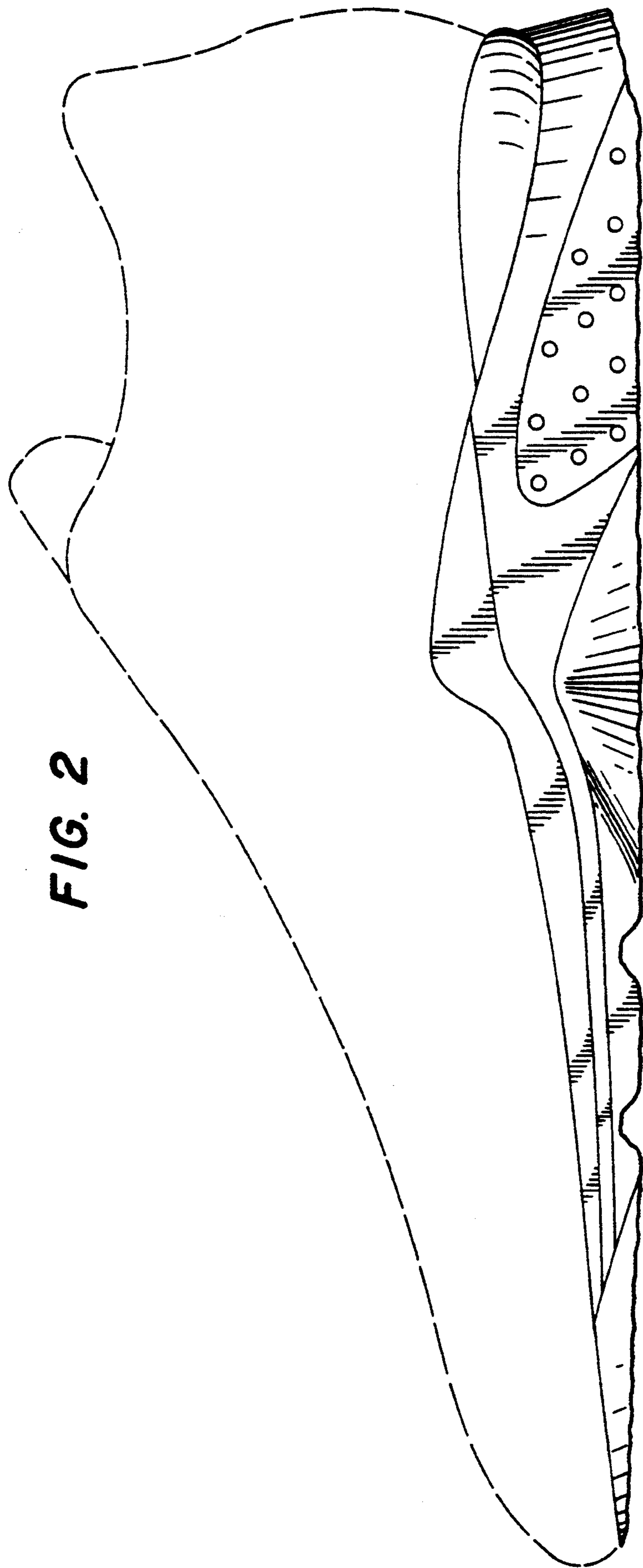


FIG. 2

FIG. 5



FIG. 4



FIG. 3

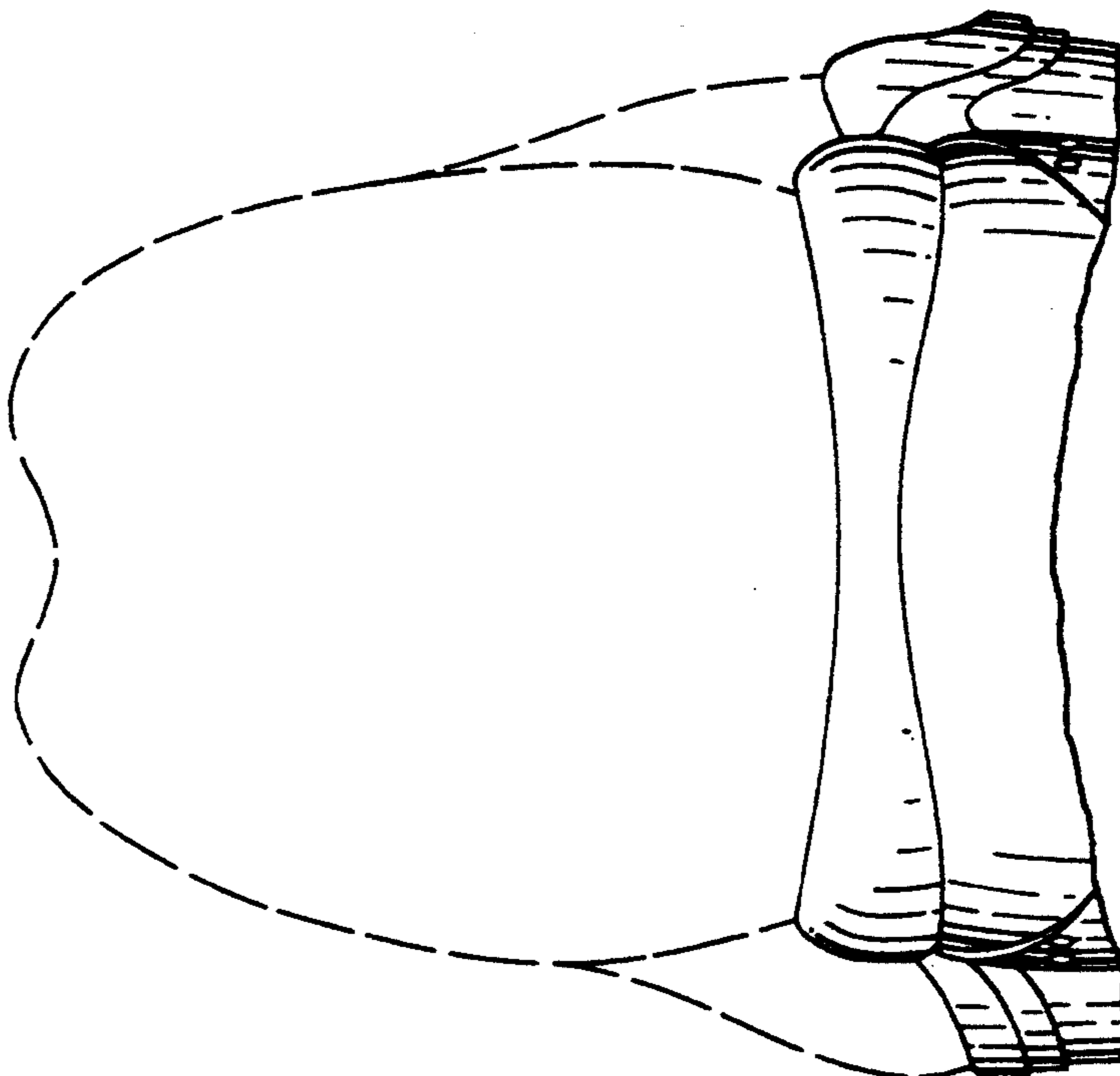


FIG. 6

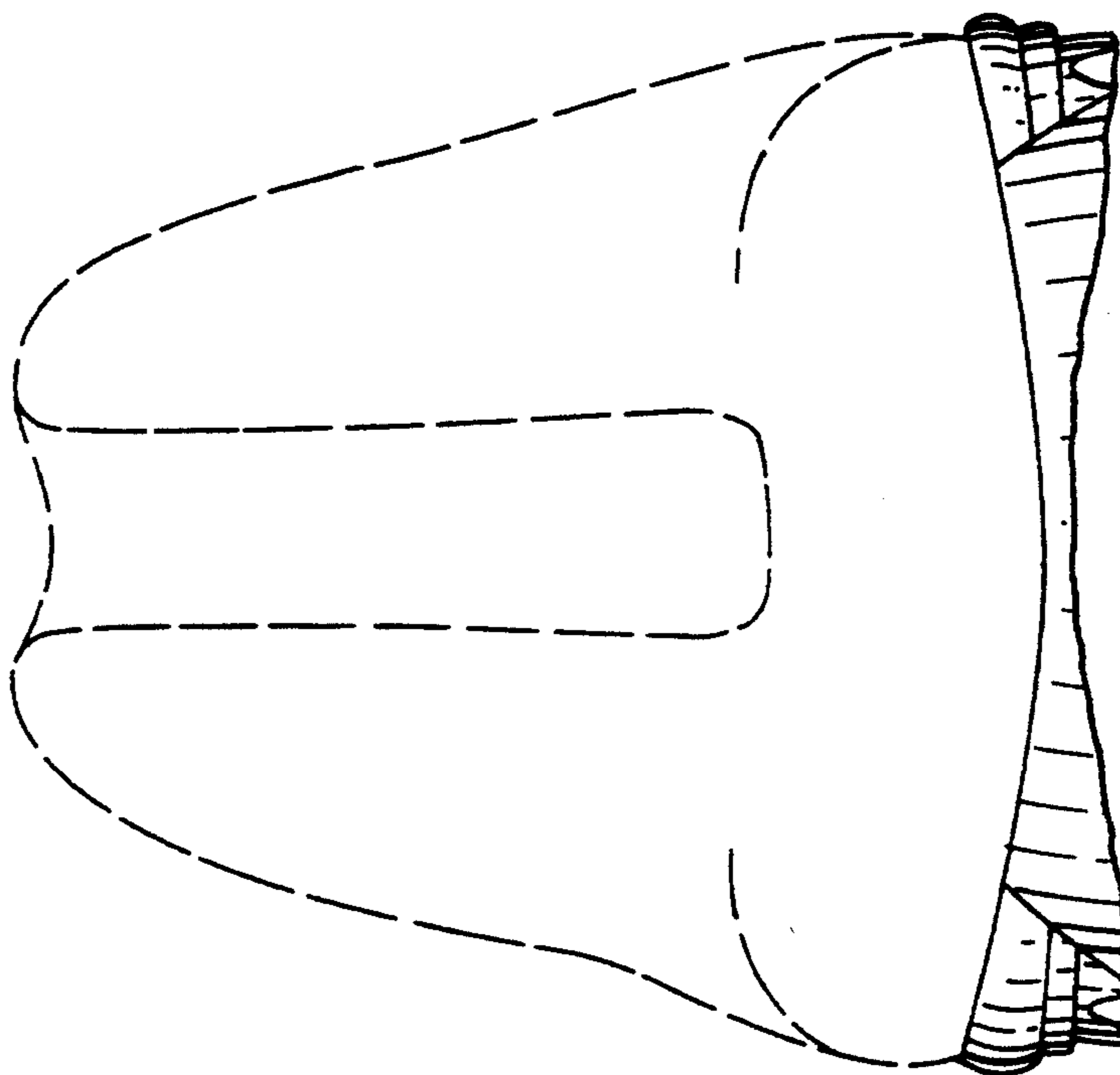


FIG. 7

