



US00D343035S

United States Patent [19]

[11] Patent Number: **Des. 343,035**

Kallenbach

[45] Date of Patent: **** Jan. 4, 1994**

[54] **COUNTERBALANCE FOR AN AUTOMATIC SWIMMING POOL CLEANER HEAD**

D. 304,505	11/1989	Maier et al.	D32/1
D. 309,965	8/1990	Brooks	D32/25
D. 325,796	4/1992	Kallenbach	D32/25
4,351,077	9/1982	Hofmann	15/1.7
4,982,754	1/1991	Kallenbach	15/1.7

[75] Inventor: **Dieter H. F. Kallenbach**, Transvaal, South Africa

[73] Assignee: **Zarina Holding, C.V.**, Amsterdam, Netherlands

Primary Examiner—Ruth McInroy
Attorney, Agent, or Firm—Kilpatrick & Cody

[**] Term: **14 Years**

[57] **CLAIM**

[21] Appl. No.: **532,497**

The ornamental design for a counterbalance for an automatic swimming pool cleaner head, as shown and described.

[22] Filed: **Jun. 4, 1990**

[30] **Foreign Application Priority Data**

DESCRIPTION

Dec. 4, 1989 [ZA] South Africa 89/1160

[52] U.S. Cl. **D32/25**

[58] Field of Search 15/1.7, 420, 421, 404;
210/169; D32/1, 25, 31

FIG. 1 is a perspective view of a counterbalance for an automatic swimming pool cleaner head showing my new design;

FIG. 2 is a rear elevational view thereof;

FIG. 3 is a front elevational view thereof;

FIG. 4 is a right side elevational view thereof;

FIG. 5 is a left side elevational view thereof;


FIG. 6 is a top plan view thereof; and,

FIG. 7 is a bottom plan view thereof.

[56] **References Cited**

U.S. PATENT DOCUMENTS

D. 252,089	6/1979	Pansini	D32/25
D. 280,561	9/1985	Gard	D32/1






FIG 1

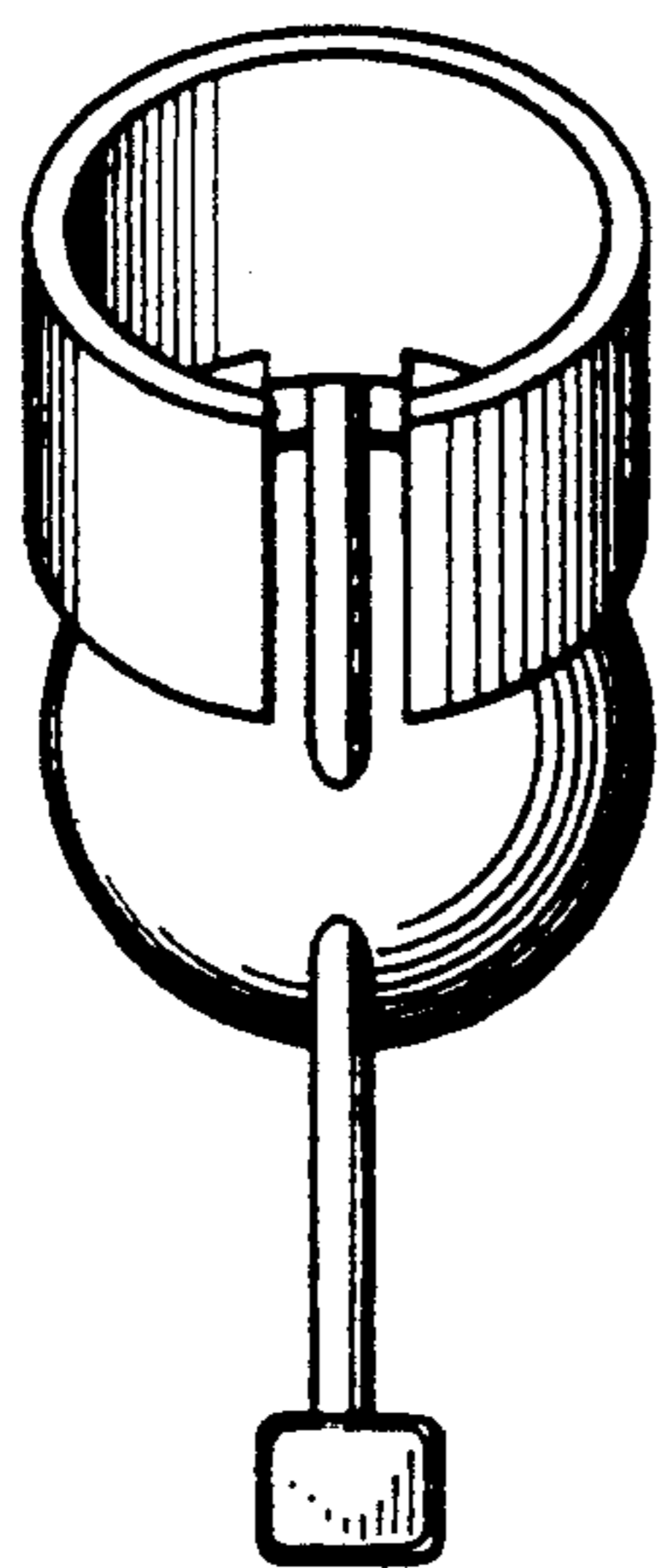


FIG 2




FIG 3

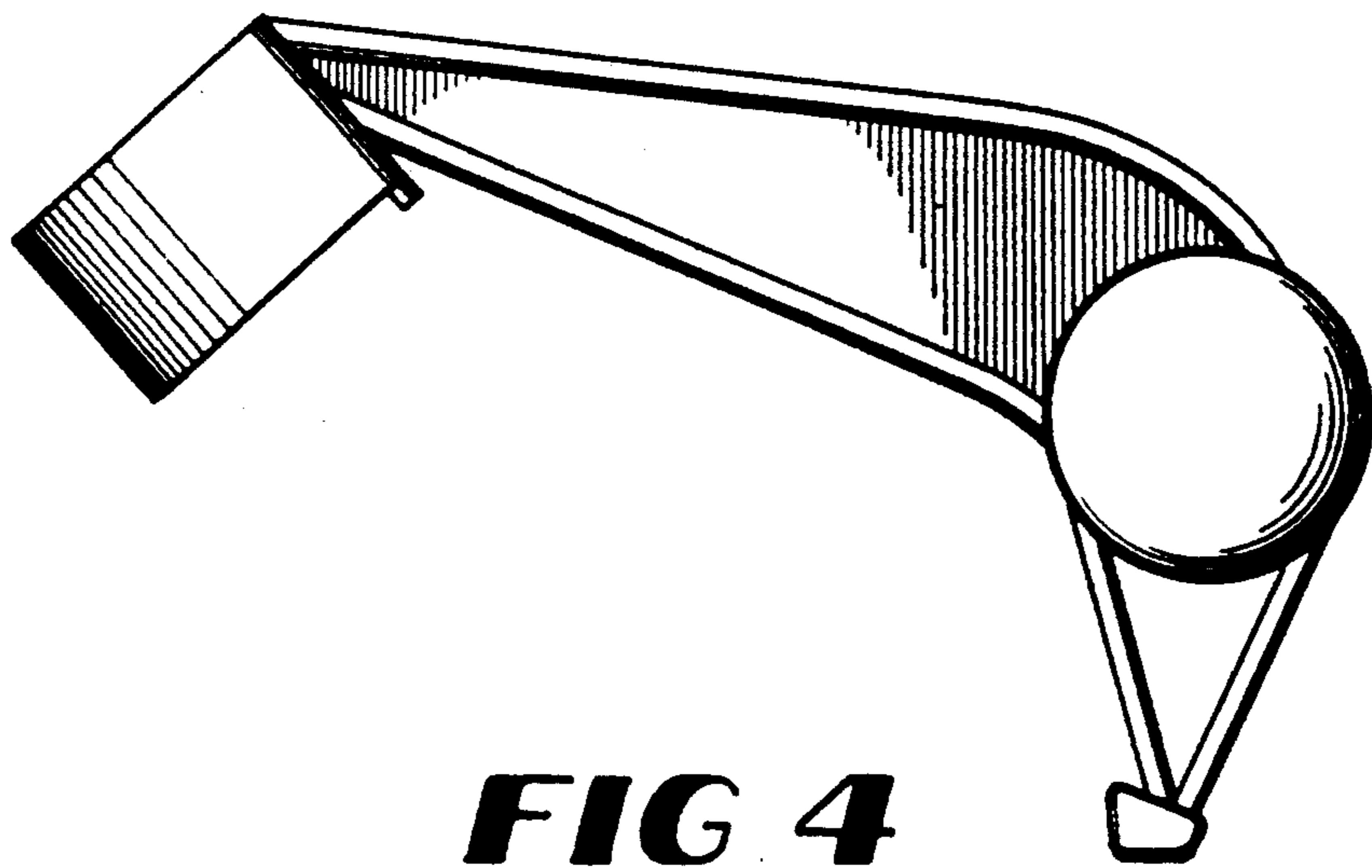


FIG 4

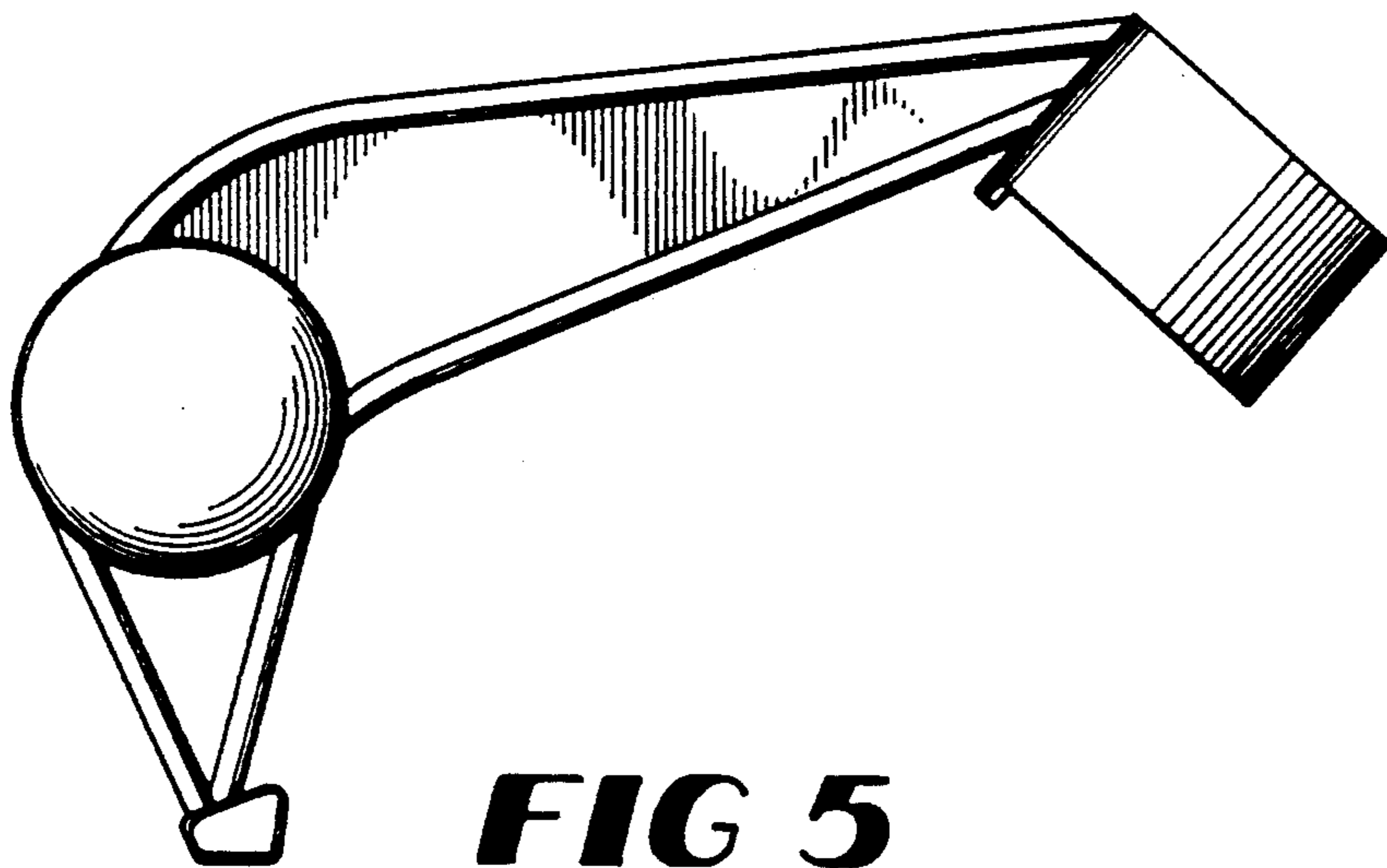


FIG 5



FIG 6




FIG 7