



US00D342999S

# United States Patent [19]

Gonsalves, Jr.

[11] Patent Number: **Des. 342,999**

[45] Date of Patent: **\*\* Jan. 4, 1994**

[54] **MASSAGER**

[75] Inventor: **Anthony S. Gonsalves, Jr.**, 1165 Hele St., Kailua, Hi. 96734

[73] Assignee: **Anthony S. Gonsalves, Jr.**, Kailua, Hi.

[\*\*] Term: **14 Years**

[21] Appl. No.: **314,498**

[22] Filed: **Feb. 23, 1989**

[52] U.S. Cl. .... **D24/147; D28/99**

[58] Field of Search ..... 128/62; R132/333; D7/669, 670, 683; D28/7, 9, 57, 63, 99; D24/23, 36, 41, 42, 63, 99, 19

[56] **References Cited**

**U.S. PATENT DOCUMENTS**

- D. 160,905 11/1950 Tarrant ..... D2/642 X
- D. 193,824 10/1962 Langham ..... D24/36
- D. 268,123 3/1983 Dretzke ..... D7/300.2 X
- 2,563,163 8/1951 Exiband ..... 132/76.4
- 2,711,731 6/1955 Krone ..... 128/67

- 4,667,659 5/1987 Hayday ..... 162/62 R
- 4,765,350 8/1988 Moore ..... 132/76.4 X

**FOREIGN PATENT DOCUMENTS**

- 825733 12/1951 Fed. Rep. of Germany ..... 128/67

**OTHER PUBLICATIONS**

Hong Kong Enterprise, May 1986 p. 28 #B132.

*Primary Examiner*—Bernard Ansher

*Assistant Examiner*—C. Tuttle

[57] **CLAIM**

The ornamental design for a massager, as shown.

**DESCRIPTION**

FIG. 1 is a side perspective view of the massager showing my new design;

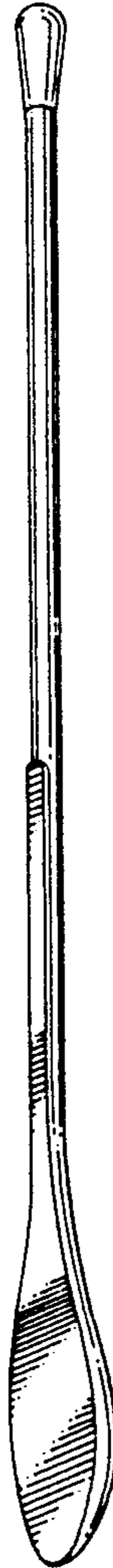
FIG. 2 is a front elevational view thereof;

FIG. 3 is a rear elevational view thereof;

FIG. 4 is a side elevational view thereof, the side opposite being a mirror image of the side shown;

FIG. 5 is a bottom plan view; and,

FIG. 6 is a top plan view thereof.



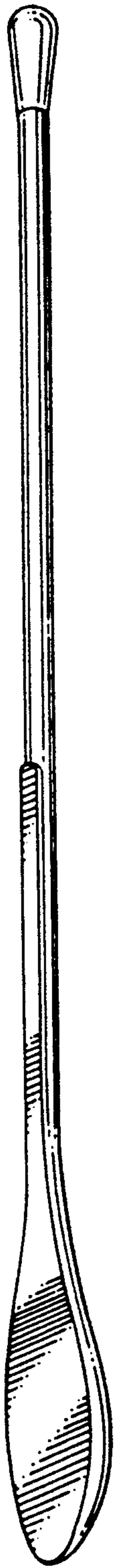


FIG. 1

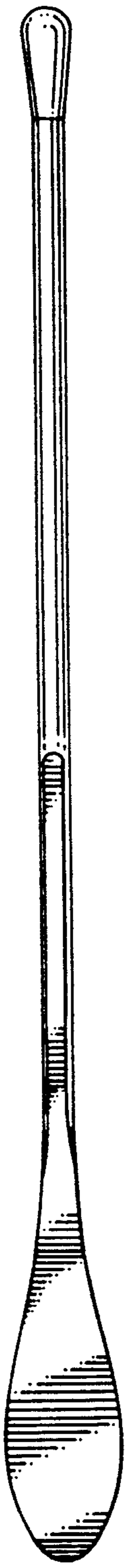


FIG. 2

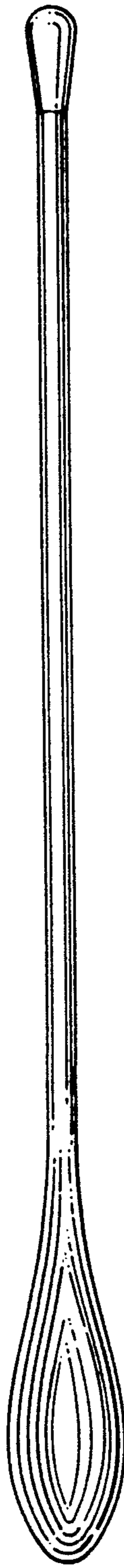


FIG. 3

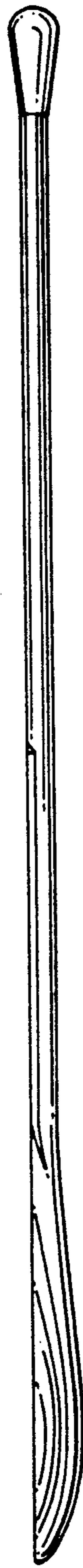


FIG. 4



FIG. 5



FIG. 6