



US00D342987S

# United States Patent [19]

[11] Patent Number: **Des. 342,987**

Newhard

[45] Date of Patent: **\*\* Jan. 4, 1994**

[54] **POOL SWEEPER**

[76] Inventor: **Harry W. Newhard**, 2 Pebble Creek Rd., St. Louis, Mo. 63123

[\*\*] Term: **14 Years**

[21] Appl. No.: **6,059**

[22] Filed: **Mar. 22, 1993**

3,950,809	4/1976	Schatzmann	15/48.1 X
4,675,921	6/1987	Jean-Jacques	15/1.7 X
5,014,382	5/1991	Kallenbach	15/1.7
5,082,028	1/1992	Jean-Jacques	15/1.7 X

*Primary Examiner*—Wallace R. Burke  
*Assistant Examiner*—M. H. Tung  
*Attorney, Agent, or Firm*—Kalish & Gilster

### Related U.S. Application Data

[63] Continuation of Ser. No. 551,753, Jul. 12, 1990, abandoned.

[52] U.S. Cl. .... **D32/25; D23/207; D32/31**

[58] Field of Search ..... 15/1.7, 48.1, 384, 387; D23/200, 207-10; D32/15, 17

### [56] References Cited

#### U.S. PATENT DOCUMENTS

3,797,508 3/1974 Jacobs ..... 210/169 X

### [57] CLAIM

The ornamental design for a pool sweeper, as described and shown.

### DESCRIPTION

FIG. 1 is a front elevational view of a pool sweeper showing my new design;  
FIG. 2 is a top plan view thereof;  
FIG. 3 is a bottom plan view thereof;  
FIG. 4 is a side elevational view thereof, the opposite side being a mirror image; and,  
FIG. 5 is a top perspective view thereof.  
The hoses are shown broken away to indicate indeterminate length.

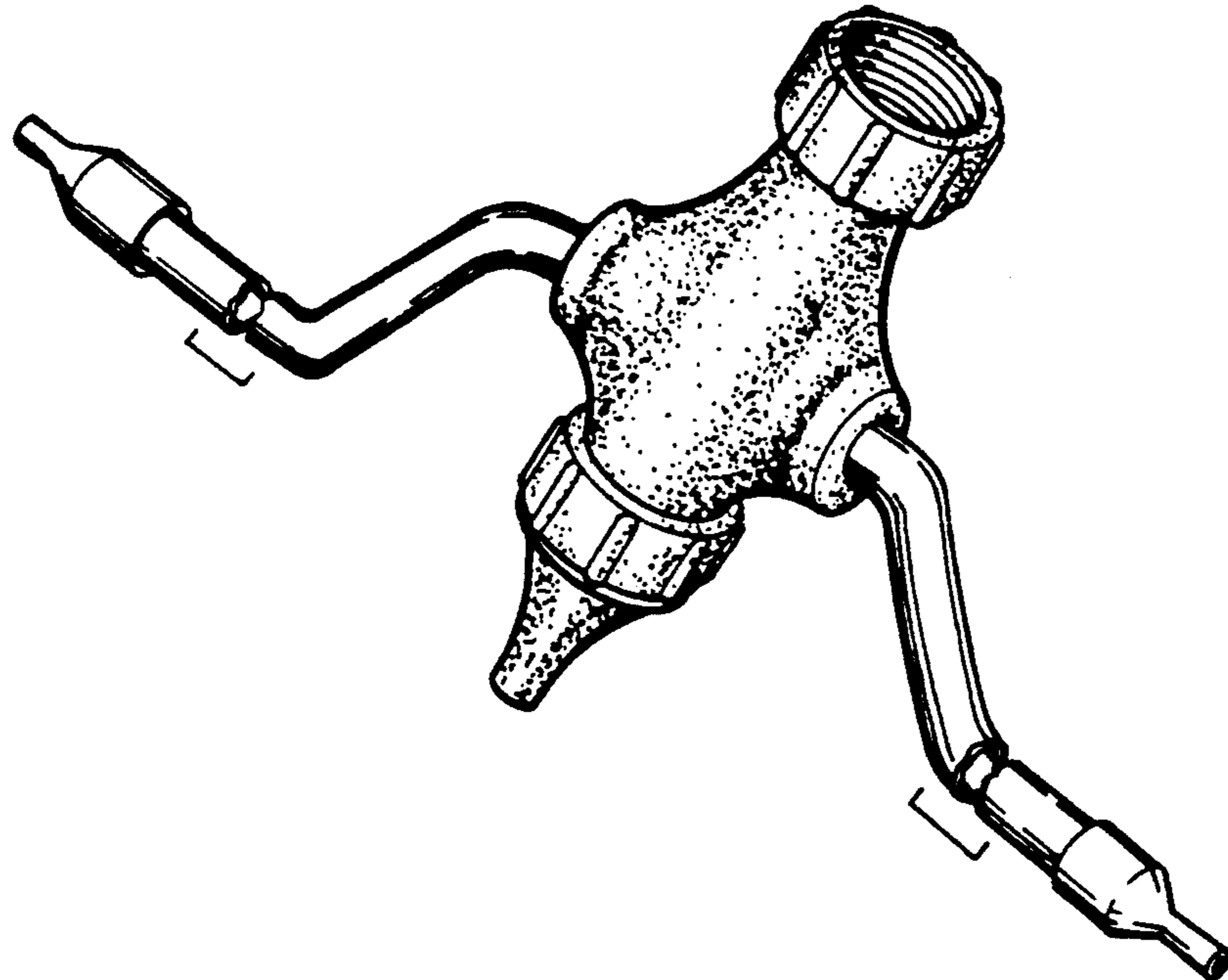


FIG. 1

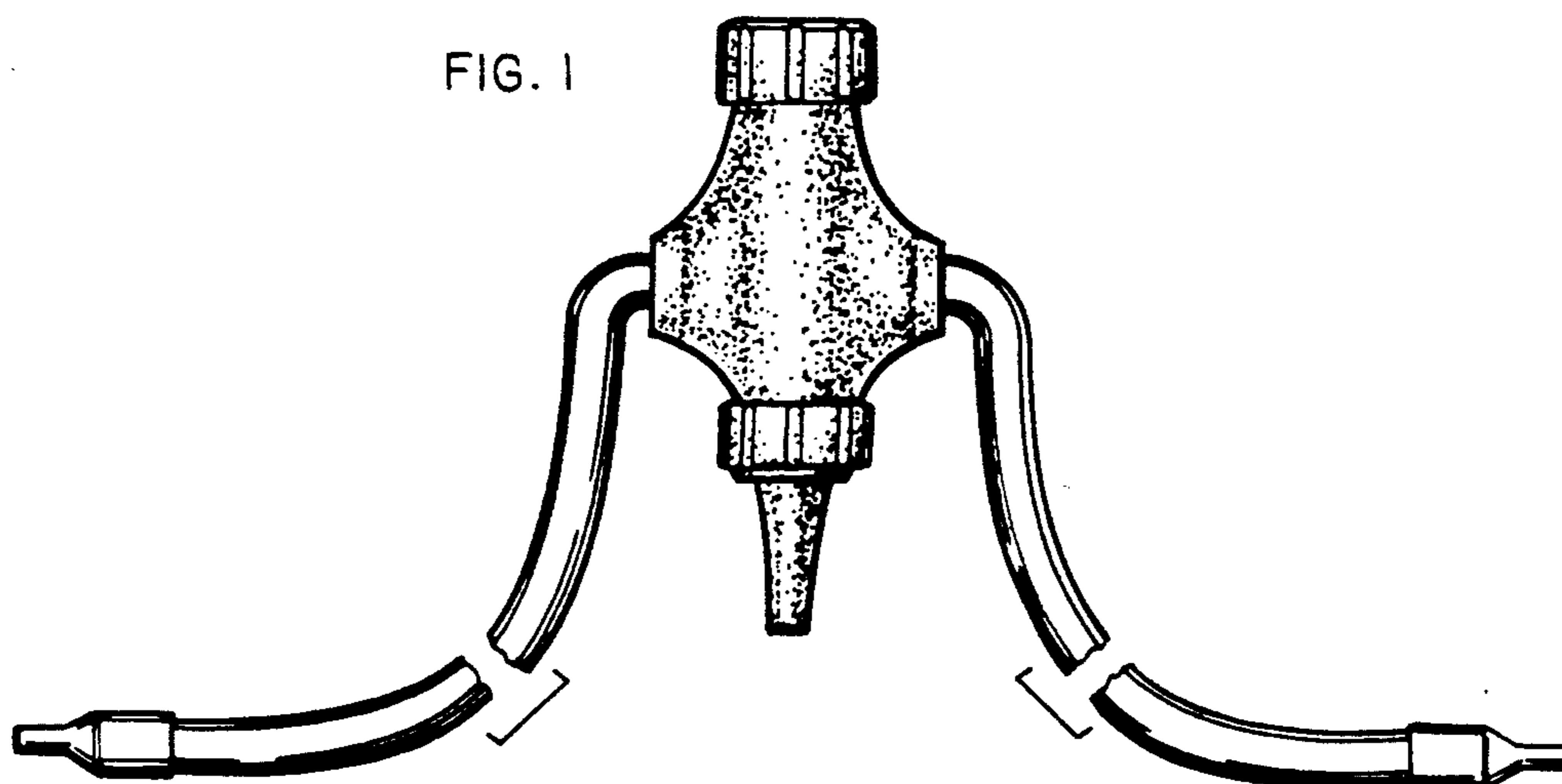


FIG. 2

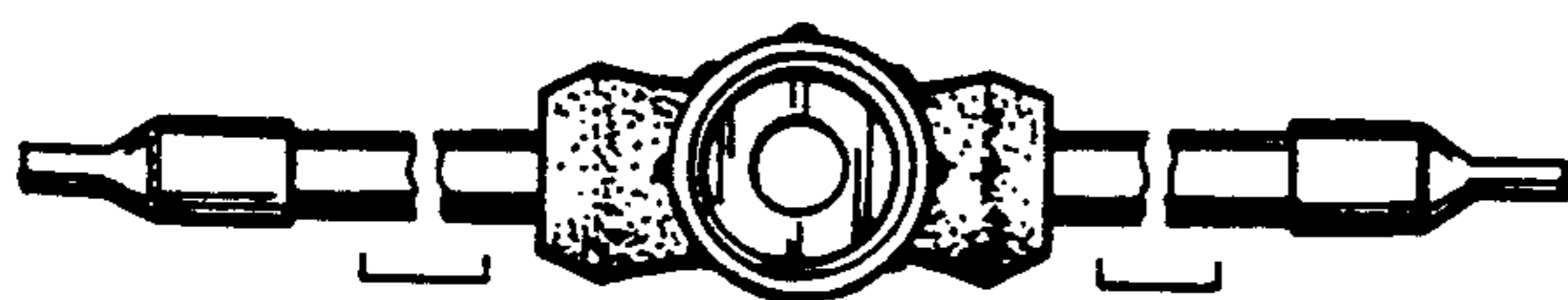


FIG. 3

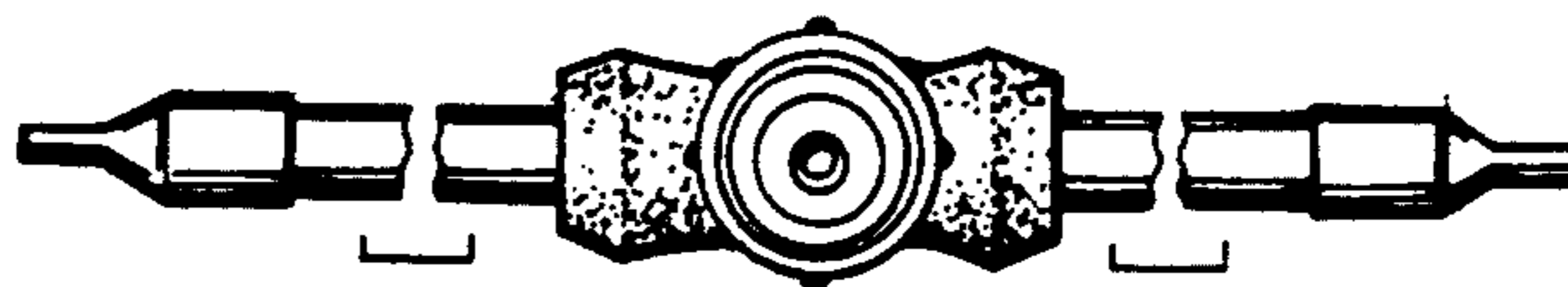


FIG. 4

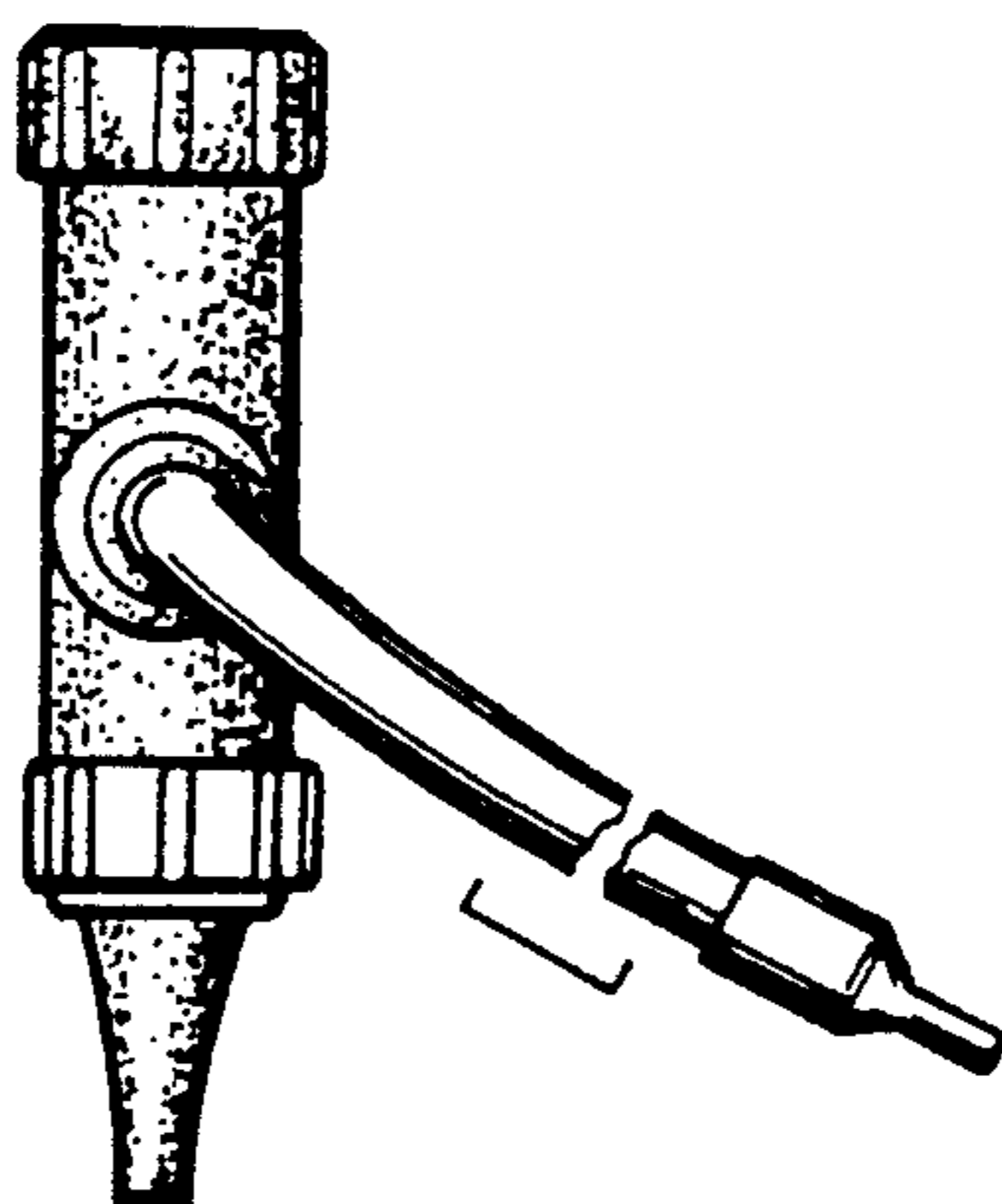


FIG. 5

